



Stratalys

Topline Report

Greenberg Democratic Debates LiveRead – Session 2

- Study Number: s19355
- Fielded: June 27, 2019
- Client: Greenberg Research
- Sample: Registered voters ages 18-69 who do NOT write for or keep a blog; No sensitive industries; Mix of age, gender, education, marital status, 2016 vote, and partisanship; 7 voter types: African-Americans, Hispanic-Latinx, White Millennials, White Unmarried Women, White College Educated Women, White Non-College Educated Women, and White Non-College Educated Men
- N: 157 Total (24 African-Americans / 23 Latinos / 14 White Millennials / 20 White Unmarried Women / 29 White College Women / 25 White Non-College Women / 22 White Non-College Educated Men)
- Data Collection Mode: LiveRead

This report is divided into the following sections:

- [Compare Tables](#) (page 2)
- [Participant Profiles](#) (page 117)
- [Pre-LiveRead Results](#) (page 125)
- [Post-LiveRead Results](#) (page 238)
- [Participant Demographics](#) (page 383)

Notes:

90 minutes of dialing the Democratic Debate on Thursday, January 27th. Candidates included:

- Joe Biden
- Bernie Sanders
- Kamala Harris
- Pete Buttigieg
- Andrew Yang
- Kristen Gillibrand
- John Hickenlooper
- Michael Bennet
- Marianne Williamson
- Eric Swalwell

(Summary Table) Pre-Post Vote Certainty

Total

	Pre	Post	Pre-Post Vote Certainty
Almost certain	92%	94%	+2%
Probably	4%	3%	-1%
50-50	3%	3%	-1%
Will not vote	0%	0%	0%

African Americans

	Pre	Post	Pre-Post Vote Certainty
Almost certain	92%	100%	+8%
Probably	8%	0%	-8%
50-50	0%	0%	0%
Will not vote	0%	0%	0%

Latinos

	Pre	Post	Pre-Post Vote Certainty
Almost certain	87%	91%	+4%
Probably	9%	4%	-4%
50-50	4%	4%	0%
Will not vote	0%	0%	0%

White Millennials

	Pre	Post	Pre-Post Vote Certainty
Almost certain	100%	100%	0%
Probably	0%	0%	0%
50-50	0%	0%	0%
Will not vote	0%	0%	0%

White Unmarried Women

	Pre	Post	Pre-Post Vote Certainty
Almost certain	95%	95%	0%
Probably	0%	0%	0%
50-50	5%	5%	0%
Will not vote	0%	0%	0%

White Working Class Women

	Pre	Post	Pre-Post Vote Certainty
Almost certain	84%	88%	+4%
Probably	8%	8%	0%
50-50	8%	4%	-4%
Will not vote	0%	0%	0%

White College Women

	Pre	Post	Pre-Post Vote Certainty
Almost certain	97%	97%	0%
Probably	3%	3%	0%
50-50	0%	0%	0%
Will not vote	0%	0%	0%

White Working Class Men

	Pre	Post	Pre-Post Vote Certainty
Almost certain	95%	91%	-5%
Probably	0%	5%	+5%
50-50	5%	5%	0%
Will not vote	0%	0%	0%

(Summary Table) Pre-Post Presidential Vote 2020

Total

	Pre	Post	Shift (Post-Pre)
The Democratic candidate	52%	58%	+6%
Republican Donald Trump	32%	29%	-3%
Other	3%	3%	0%
Unsure	13%	10%	-3%

African Americans

	Pre	Post	Shift (Post-Pre)
The Democratic candidate	88%	88%	0%
Republican Donald Trump	8%	8%	0%
Other	0%	0%	0%
Unsure	4%	4%	0%

Latinos

	Pre	Post	Shift (Post-Pre)
The Democratic candidate	48%	61%	+13%
Republican Donald Trump	26%	22%	-4%
Other	0%	4%	+4%
Unsure	26%	13%	-13%

White Millennials

	Pre	Post	Shift (Post-Pre)
The Democratic candidate	50%	43%	-7%
Republican Donald Trump	43%	43%	0%
Other	0%	0%	0%
Unsure	7%	14%	+7%

White Unmarried Women

	Pre	Post	Shift (Post-Pre)
The Democratic candidate	45%	60%	+15%
Republican Donald Trump	25%	25%	0%
Other	5%	5%	0%
Unsure	25%	10%	-15%

White Working Class Women

	Pre	Post	Shift (Post-Pre)
The Democratic candidate	36%	44%	+8%
Republican Donald Trump	56%	44%	-12%
Other	0%	0%	0%
Unsure	8%	12%	+4%

White College Women

	Pre	Post	Shift (Post-Pre)
The Democratic candidate	48%	55%	+7%
Republican Donald Trump	28%	28%	0%
Other	7%	7%	0%
Unsure	17%	10%	-7%

White Working Class Men

	Pre	Post	Shift (Post-Pre)
The Democratic candidate	45%	50%	+5%
Republican Donald Trump	45%	41%	-5%
Other	5%	0%	-5%
Unsure	5%	9%	+5%

(Summary Table) Pre-Post Considering Primary Vote 2020

Total

	Pre	Post	Shift (Post-Pre)
Democratic primary/caucus	47%	50%	+3%
Republican primary/caucus	32%	32%	-1%
Neither one	8%	7%	-1%
Not sure	12%	11%	-1%

African Americans

	Pre	Post	Shift (Post-Pre)
Democratic primary/caucus	79%	83%	+4%
Republican primary/caucus	8%	8%	0%
Neither one	4%	4%	0%
Not sure	8%	4%	-4%

Latinos

	Pre	Post	Shift (Post-Pre)
Democratic primary/caucus	52%	52%	0%
Republican primary/caucus	30%	22%	-9%
Neither one	4%	4%	0%
Not sure	13%	22%	+9%

White Millennials

	Pre	Post	Shift (Post-Pre)
Democratic primary/caucus	29%	36%	+7%
Republican primary/caucus	36%	36%	0%
Neither one	14%	7%	-7%
Not sure	21%	21%	0%

White Unmarried Women

	Pre	Post	Shift (Post-Pre)
Democratic primary/caucus	45%	50%	+5%
Republican primary/caucus	30%	35%	+5%
Neither one	10%	5%	-5%
Not sure	15%	10%	-5%

White Working Class Women

	Pre	Post	Shift (Post-Pre)
Democratic primary/caucus	32%	40%	+8%
Republican primary/caucus	52%	48%	-4%
Neither one	4%	4%	0%
Not sure	12%	8%	-4%

White College Women

	Pre	Post	Shift (Post-Pre)
Democratic primary/caucus	48%	45%	-3%
Republican primary/caucus	31%	38%	+7%
Neither one	10%	10%	0%
Not sure	10%	7%	-3%

White Working Class Men

	Pre	Post	Shift (Post-Pre)
Democratic primary/caucus	36%	36%	0%
Republican primary/caucus	41%	36%	-5%
Neither one	14%	14%	0%
Not sure	9%	14%	+5%

(Summary Table) Pre-Post Primary/Caucus Candidate Vote

Total

	Pre	Post	Shift (Post-Pre)
Elizabeth Warren	12%	8%	-4%
Beto O'Rourke	1%	3%	+1%
Cory Booker	1%	0%	-1%
Amy Klobuchar	4%	3%	-1%
Julian Castro	3%	1%	-1%
Tim Ryan	0%	0%	0%
Tulsi Gabbard	0%	0%	0%
Jay Inslee	0%	0%	0%
Bill De Blasio	1%	0%	-1%
John Delaney	0%	0%	0%
Joe Biden	41%	37%	-3%
Bernie Sanders	5%	4%	-2%
Kamala Harris	4%	26%	+22%
Pete Buttigieg	5%	6%	+1%
Andrew Yang	1%	4%	+2%
Kristen Gillibrand	0%	0%	0%
John Hickenlooper	0%	0%	0%
Michael Bennet	0%	0%	0%
Marianne Williamson	0%	0%	0%
Eric Swalwell	0%	0%	0%
Someone else	0%	1%	+1%
Unsure	20%	8%	-13%

African Americans

	Pre	Post	Shift (Post-Pre)
Elizabeth Warren	0%	0%	0%
Beto O Rourke	0%	0%	0%
Cory Booker	5%	0%	-5%
Amy Klobuchar	0%	0%	0%
Julian Castro	5%	5%	0%
Tim Ryan	0%	0%	0%
Tulsi Gabbard	0%	0%	0%
Jay Inslee	0%	0%	0%
Bill De Blasio	0%	0%	0%
John Delaney	0%	0%	0%
Joe Biden	58%	60%	+2%
Bernie Sanders	5%	0%	-5%
Kamala Harris	11%	25%	+14%
Pete Buttigieg	0%	0%	0%
Andrew Yang	0%	0%	0%
Kristen Gillibrand	0%	0%	0%
John Hickenlooper	0%	0%	0%
Michael Bennet	0%	0%	0%
Marianne Williamson	0%	0%	0%
Eric Swalwell	0%	0%	0%
Someone else	0%	0%	0%
Unsure	16%	10%	-6%

Latinos

	Pre	Post	Shift (Post-Pre)
Elizabeth Warren	17%	8%	-8%
Beto O Rourke	0%	0%	0%
Cory Booker	0%	0%	0%
Amy Klobuchar	0%	0%	0%
Julian Castro	8%	0%	-8%
Tim Ryan	0%	0%	0%
Tulsi Gabbard	0%	0%	0%
Jay Inslee	0%	0%	0%
Bill De Blasio	8%	0%	-8%
John Delaney	0%	0%	0%
Joe Biden	25%	25%	0%
Bernie Sanders	8%	8%	0%
Kamala Harris	8%	25%	+17%
Pete Buttigieg	8%	8%	0%
Andrew Yang	0%	17%	+17%
Kristen Gillibrand	0%	0%	0%
John Hickenlooper	0%	0%	0%
Michael Bennet	0%	0%	0%
Marianne Williamson	0%	0%	0%
Eric Swalwell	0%	0%	0%
Someone else	0%	0%	0%
Unsure	17%	8%	-8%

White Millennials

	Pre	Post	Shift (Post-Pre)
Elizabeth Warren	0%	0%	0%
Beto O Rourke	0%	0%	0%
Cory Booker	0%	0%	0%
Amy Klobuchar	0%	0%	0%
Julian Castro	0%	0%	0%
Tim Ryan	0%	0%	0%
Tulsi Gabbard	0%	0%	0%
Jay Inslee	0%	0%	0%
Bill De Blasio	0%	0%	0%
John Delaney	0%	0%	0%
Joe Biden	50%	40%	-10%
Bernie Sanders	25%	20%	-5%
Kamala Harris	0%	0%	0%
Pete Buttigieg	25%	40%	+15%
Andrew Yang	0%	0%	0%
Kristen Gillibrand	0%	0%	0%
John Hickenlooper	0%	0%	0%
Michael Bennet	0%	0%	0%
Marianne Williamson	0%	0%	0%
Eric Swalwell	0%	0%	0%
Someone else	0%	0%	0%
Unsure	0%	0%	0%

White Unmarried Women

	Pre	Post	Shift (Post-Pre)
Elizabeth Warren	11%	10%	-1%
Beto O Rourke	0%	10%	+10%
Cory Booker	0%	0%	0%
Amy Klobuchar	11%	0%	-11%
Julian Castro	0%	0%	0%
Tim Ryan	0%	0%	0%
Tulsi Gabbard	0%	0%	0%
Jay Inslee	0%	0%	0%
Bill De Blasio	0%	0%	0%
John Delaney	0%	0%	0%
Joe Biden	33%	30%	-3%
Bernie Sanders	0%	0%	0%
Kamala Harris	0%	30%	+30%
Pete Buttigieg	0%	0%	0%
Andrew Yang	0%	10%	+10%
Kristen Gillibrand	0%	0%	0%
John Hickenlooper	0%	0%	0%
Michael Bennet	0%	0%	0%
Marianne Williamson	0%	0%	0%
Eric Swalwell	0%	0%	0%
Someone else	0%	0%	0%
Unsure	44%	10%	-34%

White Working Class Women

	Pre	Post	Shift (Post-Pre)
Elizabeth Warren	13%	10%	-3%
Beto O Rourke	0%	0%	0%
Cory Booker	0%	0%	0%
Amy Klobuchar	0%	0%	0%
Julian Castro	0%	0%	0%
Tim Ryan	0%	0%	0%
Tulsi Gabbard	0%	0%	0%
Jay Inslee	0%	0%	0%
Bill De Blasio	0%	0%	0%
John Delaney	0%	0%	0%
Joe Biden	38%	20%	-18%
Bernie Sanders	0%	0%	0%
Kamala Harris	0%	50%	+50%
Pete Buttigieg	0%	0%	0%
Andrew Yang	0%	0%	0%
Kristen Gillibrand	0%	0%	0%
John Hickenlooper	0%	0%	0%
Michael Bennet	0%	0%	0%
Marianne Williamson	0%	0%	0%
Eric Swalwell	0%	0%	0%
Someone else	0%	10%	+10%
Unsure	50%	10%	-40%

White College Women

	Pre	Post	Shift (Post-Pre)
Elizabeth Warren	29%	23%	-5%
Beto O'Rourke	7%	8%	+1%
Cory Booker	0%	0%	0%
Amy Klobuchar	14%	15%	+1%
Julian Castro	0%	0%	0%
Tim Ryan	0%	0%	0%
Tulsi Gabbard	0%	0%	0%
Jay Inslee	0%	0%	0%
Bill De Blasio	0%	0%	0%
John Delaney	0%	0%	0%
Joe Biden	21%	23%	+2%
Bernie Sanders	7%	0%	-7%
Kamala Harris	0%	31%	+31%
Pete Buttigieg	0%	0%	0%
Andrew Yang	7%	0%	-7%
Kristen Gillibrand	0%	0%	0%
John Hickenlooper	0%	0%	0%
Michael Bennet	0%	0%	0%
Marianne Williamson	0%	0%	0%
Eric Swalwell	0%	0%	0%
Someone else	0%	0%	0%
Unsure	14%	0%	-14%

White Working Class Men

	Pre	Post	Shift (Post-Pre)
Elizabeth Warren	13%	0%	-13%
Beto O'Rourke	0%	0%	0%
Cory Booker	0%	0%	0%
Amy Klobuchar	0%	0%	0%
Julian Castro	0%	0%	0%
Tim Ryan	0%	0%	0%
Tulsi Gabbard	0%	0%	0%
Jay Inslee	0%	0%	0%
Bill De Blasio	0%	0%	0%
John Delaney	0%	0%	0%
Joe Biden	63%	50%	-13%
Bernie Sanders	0%	13%	+13%
Kamala Harris	0%	0%	0%
Pete Buttigieg	25%	25%	0%
Andrew Yang	0%	0%	0%
Kristen Gillibrand	0%	0%	0%
John Hickenlooper	0%	0%	0%
Michael Bennet	0%	0%	0%
Marianne Williamson	0%	0%	0%
Eric Swalwell	0%	0%	0%
Someone else	0%	0%	0%
Unsure	0%	13%	+13%

(Summary Table) Pre-Post Secondary Caucus/Primary Vote

Total

	Pre	Post	Shift (Post-Pre)
Elizabeth Warren	27%	24%	-3%
Beto O'Rourke	4%	3%	-1%
Cory Booker	23%	9%	-14%
Amy Klobuchar	4%	3%	-1%
Julian Castro	8%	8%	0%
Tim Ryan	1%	0%	-1%
Tulsi Gabbard	0%	0%	0%
Jay Inslee	0%	0%	0%
Bill De Blasio	1%	0%	-1%
John Delaney	1%	1%	0%
Joe Biden	43%	35%	-9%
Bernie Sanders	27%	32%	+5%
Kamala Harris	20%	38%	+18%
Pete Buttigieg	7%	15%	+9%
Andrew Yang	1%	8%	+6%
Kristen Gillibrand	0%	8%	+8%
John Hickenlooper	0%	4%	+4%
Michael Bennet	0%	0%	0%
Marianne Williamson	0%	3%	+3%
Eric Swalwell	0%	3%	+3%
Someone else	1%	0%	-1%
Unsure	15%	4%	-11%

African Americans

	Pre	Post	Shift (Post-Pre)
Elizabeth Warren	26%	30%	+4%
Beto O Rourke	11%	5%	-6%
Cory Booker	37%	25%	-12%
Amy Klobuchar	0%	0%	0%
Julian Castro	0%	0%	0%
Tim Ryan	0%	0%	0%
Tulsi Gabbard	0%	0%	0%
Jay Inslee	0%	0%	0%
Bill De Blasio	0%	0%	0%
John Delaney	0%	0%	0%
Joe Biden	42%	50%	+8%
Bernie Sanders	26%	25%	-1%
Kamala Harris	26%	55%	+29%
Pete Buttigieg	0%	0%	0%
Andrew Yang	0%	5%	+5%
Kristen Gillibrand	0%	0%	0%
John Hickenlooper	0%	0%	0%
Michael Bennet	0%	0%	0%
Marianne Williamson	0%	5%	+5%
Eric Swalwell	0%	0%	0%
Someone else	0%	0%	0%
Unsure	16%	0%	-16%

Latinos

	Pre	Post	Shift (Post-Pre)
Elizabeth Warren	8%	8%	0%
Beto O Rourke	0%	0%	0%
Cory Booker	17%	0%	-17%
Amy Klobuchar	8%	0%	-8%
Julian Castro	8%	0%	-8%
Tim Ryan	8%	0%	-8%
Tulsi Gabbard	0%	0%	0%
Jay Inslee	0%	0%	0%
Bill De Blasio	0%	0%	0%
John Delaney	8%	0%	-8%
Joe Biden	50%	33%	-17%
Bernie Sanders	42%	42%	0%
Kamala Harris	17%	25%	+8%
Pete Buttigieg	17%	33%	+17%
Andrew Yang	0%	0%	0%
Kristen Gillibrand	0%	17%	+17%
John Hickenlooper	0%	8%	+8%
Michael Bennet	0%	0%	0%
Marianne Williamson	0%	8%	+8%
Eric Swalwell	0%	8%	+8%
Someone else	0%	0%	0%
Unsure	8%	8%	0%

White Millennials

	Pre	Post	Shift (Post-Pre)
Elizabeth Warren	25%	40%	+15%
Beto O'Rourke	25%	20%	-5%
Cory Booker	50%	0%	-50%
Amy Klobuchar	0%	0%	0%
Julian Castro	25%	20%	-5%
Tim Ryan	0%	0%	0%
Tulsi Gabbard	0%	0%	0%
Jay Inslee	0%	0%	0%
Bill De Blasio	25%	0%	-25%
John Delaney	0%	20%	+20%
Joe Biden	0%	0%	0%
Bernie Sanders	25%	20%	-5%
Kamala Harris	0%	40%	+40%
Pete Buttigieg	0%	0%	0%
Andrew Yang	25%	40%	+15%
Kristen Gillibrand	0%	0%	0%
John Hickenlooper	0%	0%	0%
Michael Bennet	0%	0%	0%
Marianne Williamson	0%	0%	0%
Eric Swalwell	0%	0%	0%
Someone else	0%	0%	0%
Unsure	0%	0%	0%

White Unmarried Women

	Pre	Post	Shift (Post-Pre)
Elizabeth Warren	33%	30%	-3%
Beto O Rourke	0%	0%	0%
Cory Booker	22%	10%	-12%
Amy Klobuchar	0%	10%	+10%
Julian Castro	0%	0%	0%
Tim Ryan	0%	0%	0%
Tulsi Gabbard	0%	0%	0%
Jay Inslee	0%	0%	0%
Bill De Blasio	0%	0%	0%
John Delaney	0%	0%	0%
Joe Biden	22%	10%	-12%
Bernie Sanders	44%	40%	-4%
Kamala Harris	11%	30%	+19%
Pete Buttigieg	0%	30%	+30%
Andrew Yang	0%	0%	0%
Kristen Gillibrand	0%	20%	+20%
John Hickenlooper	0%	0%	0%
Michael Bennet	0%	0%	0%
Marianne Williamson	0%	0%	0%
Eric Swalwell	0%	0%	0%
Someone else	0%	0%	0%
Unsure	33%	10%	-23%

White Working Class Women

	Pre	Post	Shift (Post-Pre)
Elizabeth Warren	25%	30%	+5%
Beto O Rourke	0%	0%	0%
Cory Booker	25%	0%	-25%
Amy Klobuchar	0%	10%	+10%
Julian Castro	0%	10%	+10%
Tim Ryan	0%	0%	0%
Tulsi Gabbard	0%	0%	0%
Jay Inslee	0%	0%	0%
Bill De Blasio	0%	0%	0%
John Delaney	0%	0%	0%
Joe Biden	63%	50%	-13%
Bernie Sanders	13%	20%	+8%
Kamala Harris	25%	40%	+15%
Pete Buttigieg	13%	10%	-3%
Andrew Yang	0%	20%	+20%
Kristen Gillibrand	0%	10%	+10%
John Hickenlooper	0%	0%	0%
Michael Bennet	0%	0%	0%
Marianne Williamson	0%	0%	0%
Eric Swalwell	0%	0%	0%
Someone else	13%	0%	-13%
Unsure	13%	0%	-13%

White College Women

	Pre	Post	Shift (Post-Pre)
Elizabeth Warren	50%	23%	-27%
Beto O Rourke	0%	0%	0%
Cory Booker	14%	8%	-7%
Amy Klobuchar	7%	0%	-7%
Julian Castro	29%	31%	+2%
Tim Ryan	0%	0%	0%
Tulsi Gabbard	0%	0%	0%
Jay Inslee	0%	0%	0%
Bill De Blasio	0%	0%	0%
John Delaney	0%	0%	0%
Joe Biden	57%	38%	-19%
Bernie Sanders	7%	23%	+16%
Kamala Harris	21%	31%	+9%
Pete Buttigieg	0%	15%	+15%
Andrew Yang	0%	8%	+8%
Kristen Gillibrand	0%	8%	+8%
John Hickenlooper	0%	8%	+8%
Michael Bennet	0%	0%	0%
Marianne Williamson	0%	0%	0%
Eric Swalwell	0%	8%	+8%
Someone else	0%	0%	0%
Unsure	7%	0%	-7%

White Working Class Men

	Pre	Post	Shift (Post-Pre)
Elizabeth Warren	13%	13%	0%
Beto O Rourke	0%	0%	0%
Cory Booker	0%	0%	0%
Amy Klobuchar	13%	0%	-13%
Julian Castro	0%	0%	0%
Tim Ryan	0%	0%	0%
Tulsi Gabbard	0%	0%	0%
Jay Inslee	0%	0%	0%
Bill De Blasio	0%	0%	0%
John Delaney	0%	0%	0%
Joe Biden	38%	25%	-13%
Bernie Sanders	38%	63%	+25%
Kamala Harris	25%	38%	+13%
Pete Buttigieg	25%	25%	0%
Andrew Yang	0%	0%	0%
Kristen Gillibrand	0%	0%	0%
John Hickenlooper	0%	13%	+13%
Michael Bennet	0%	0%	0%
Marianne Williamson	0%	0%	0%
Eric Swalwell	0%	0%	0%
Someone else	0%	0%	0%
Unsure	25%	13%	-13%

(Summary Table) Pre-Post Most Important Issues

Total

	Pre	Post	Shift (Post-Pre)
Strengthening the middle class	18%	20%	+1%
Keeping President Trump in office	20%	24%	+3%
Getting President Trump out of office	32%	34%	+3%
Health care and drug costs	62%	68%	+6%
The economy and good jobs	37%	31%	-6%
Reducing division in the country	17%	21%	+4%
Reducing inequality	11%	8%	-3%
Getting immigration under control	42%	45%	+3%
Tariffs and trade with China	13%	11%	-3%
Influence of donors, lobbyists and big corporations	9%	11%	+3%
Climate change	26%	38%	+11%
Higher taxes on the rich and corporations	16%	12%	-4%
Making higher education more affordable	13%	10%	-3%
Increased support for public education	8%	6%	-2%
The opioid crisis	15%	10%	-5%
Helping working women and equal pay	7%	1%	-6%
Wages keeping up with costs	21%	17%	-4%
Preventing racism and discrimination	10%	11%	+1%
Treatment of immigrants at the border and in the country	15%	14%	-1%
Student loan debt	6%	9%	+3%

African Americans

	Pre	Post	Shift (Post-Pre)
Strengthening the middle class	13%	13%	0%
Keeping President Trump in office	4%	8%	+4%
Getting President Trump out of office	67%	63%	-4%
Health care and drug costs	63%	71%	+8%
The economy and good jobs	50%	21%	-29%
Reducing division in the country	13%	29%	+17%
Reducing inequality	13%	4%	-8%
Getting immigration under control	21%	17%	-4%
Tariffs and trade with China	0%	4%	+4%
Influence of donors, lobbyists and big corporations	4%	0%	-4%
Climate change	13%	29%	+17%
Higher taxes on the rich and corporations	17%	13%	-4%
Making higher education more affordable	25%	25%	0%
Increased support for public education	8%	17%	+8%
The opioid crisis	8%	13%	+4%
Helping working women and equal pay	13%	4%	-8%
Wages keeping up with costs	17%	17%	0%
Preventing racism and discrimination	29%	38%	+8%
Treatment of immigrants at the border and in the country	17%	13%	-4%
Student loan debt	8%	4%	-4%

Latinos

	Pre	Post	Shift (Post-Pre)
Strengthening the middle class	35%	9%	-26%
Keeping President Trump in office	13%	17%	+4%
Getting President Trump out of office	26%	43%	+17%
Health care and drug costs	57%	48%	-9%
The economy and good jobs	26%	39%	+13%
Reducing division in the country	22%	17%	-4%
Reducing inequality	17%	4%	-13%
Getting immigration under control	17%	30%	+13%
Tariffs and trade with China	9%	13%	+4%
Influence of donors, lobbyists and big corporations	17%	22%	+4%
Climate change	39%	52%	+13%
Higher taxes on the rich and corporations	26%	22%	-4%
Making higher education more affordable	22%	17%	-4%
Increased support for public education	0%	0%	0%
The opioid crisis	4%	0%	-4%
Helping working women and equal pay	0%	0%	0%
Wages keeping up with costs	30%	30%	0%
Preventing racism and discrimination	17%	13%	-4%
Treatment of immigrants at the border and in the country	13%	9%	-4%
Student loan debt	9%	13%	+4%

White Millennials

	Pre	Post	Shift (Post-Pre)
Strengthening the middle class	21%	21%	0%
Keeping President Trump in office	21%	36%	+14%
Getting President Trump out of office	14%	21%	+7%
Health care and drug costs	71%	57%	-14%
The economy and good jobs	29%	50%	+21%
Reducing division in the country	14%	0%	-14%
Reducing inequality	7%	0%	-7%
Getting immigration under control	57%	57%	0%
Tariffs and trade with China	7%	21%	+14%
Influence of donors, lobbyists and big corporations	7%	14%	+7%
Climate change	36%	36%	0%
Higher taxes on the rich and corporations	0%	14%	+14%
Making higher education more affordable	14%	7%	-7%
Increased support for public education	21%	14%	-7%
The opioid crisis	36%	14%	-21%
Helping working women and equal pay	14%	0%	-14%
Wages keeping up with costs	14%	7%	-7%
Preventing racism and discrimination	0%	0%	0%
Treatment of immigrants at the border and in the country	7%	14%	+7%
Student loan debt	7%	14%	+7%

White Unmarried Women

	Pre	Post	Shift (Post-Pre)
Strengthening the middle class	10%	15%	+5%
Keeping President Trump in office	15%	15%	0%
Getting President Trump out of office	30%	30%	0%
Health care and drug costs	60%	80%	+20%
The economy and good jobs	25%	20%	-5%
Reducing division in the country	15%	20%	+5%
Reducing inequality	10%	10%	0%
Getting immigration under control	40%	40%	0%
Tariffs and trade with China	0%	0%	0%
Influence of donors, lobbyists and big corporations	15%	15%	0%
Climate change	35%	50%	+15%
Higher taxes on the rich and corporations	20%	15%	-5%
Making higher education more affordable	5%	5%	0%
Increased support for public education	20%	5%	-15%
The opioid crisis	20%	15%	-5%
Helping working women and equal pay	5%	0%	-5%
Wages keeping up with costs	35%	10%	-25%
Preventing racism and discrimination	5%	15%	+10%
Treatment of immigrants at the border and in the country	25%	20%	-5%
Student loan debt	10%	20%	+10%

White Working Class Women

	Pre	Post	Shift (Post-Pre)
Strengthening the middle class	20%	20%	0%
Keeping President Trump in office	48%	44%	-4%
Getting President Trump out of office	28%	28%	0%
Health care and drug costs	68%	76%	+8%
The economy and good jobs	40%	36%	-4%
Reducing division in the country	4%	20%	+16%
Reducing inequality	0%	0%	0%
Getting immigration under control	64%	64%	0%
Tariffs and trade with China	32%	12%	-20%
Influence of donors, lobbyists and big corporations	0%	8%	+8%
Climate change	20%	28%	+8%
Higher taxes on the rich and corporations	12%	0%	-12%
Making higher education more affordable	4%	8%	+4%
Increased support for public education	8%	4%	-4%
The opioid crisis	12%	12%	0%
Helping working women and equal pay	4%	0%	-4%
Wages keeping up with costs	20%	20%	0%
Preventing racism and discrimination	0%	0%	0%
Treatment of immigrants at the border and in the country	12%	16%	+4%
Student loan debt	4%	4%	0%

White College Women

	Pre	Post	Shift (Post-Pre)
Strengthening the middle class	17%	31%	+14%
Keeping President Trump in office	10%	17%	+7%
Getting President Trump out of office	28%	28%	0%
Health care and drug costs	55%	66%	+10%
The economy and good jobs	38%	24%	-14%
Reducing division in the country	31%	31%	0%
Reducing inequality	10%	17%	+7%
Getting immigration under control	55%	55%	0%
Tariffs and trade with China	17%	7%	-10%
Influence of donors, lobbyists and big corporations	7%	10%	+3%
Climate change	28%	38%	+10%
Higher taxes on the rich and corporations	14%	17%	+3%
Making higher education more affordable	14%	7%	-7%
Increased support for public education	0%	3%	+3%
The opioid crisis	21%	14%	-7%
Helping working women and equal pay	10%	0%	-10%
Wages keeping up with costs	14%	7%	-7%
Preventing racism and discrimination	7%	7%	0%
Treatment of immigrants at the border and in the country	21%	14%	-7%
Student loan debt	3%	7%	+3%

White Working Class Men

	Pre	Post	Shift (Post-Pre)
Strengthening the middle class	14%	27%	+14%
Keeping President Trump in office	32%	32%	0%
Getting President Trump out of office	23%	23%	0%
Health care and drug costs	64%	73%	+9%
The economy and good jobs	45%	32%	-14%
Reducing division in the country	18%	18%	0%
Reducing inequality	18%	18%	0%
Getting immigration under control	41%	55%	+14%
Tariffs and trade with China	23%	23%	0%
Influence of donors, lobbyists and big corporations	14%	14%	0%
Climate change	18%	32%	+14%
Higher taxes on the rich and corporations	18%	5%	-14%
Making higher education more affordable	9%	0%	-9%
Increased support for public education	9%	5%	-5%
The opioid crisis	14%	5%	-9%
Helping working women and equal pay	5%	0%	-5%
Wages keeping up with costs	18%	23%	+5%
Preventing racism and discrimination	5%	0%	-5%
Treatment of immigrants at the border and in the country	9%	14%	+5%
Student loan debt	5%	5%	0%

(Summary Table) Pre-Post President Descriptions

Total

	Pre Total More	Pre Total Not More	Post Total More	Post Total Not More	Pre Net Total (More-Not more)	Post Net Total (More-Not More)	Shift (Post Net-Pre Net)
FIRST: It is time for bold new policies	66%	34%	68%	32%	+31%	+35%	+4%
SECOND: We need to build on the changes that President Trump has tried to stop	34%	66%	32%	68%	-31%	-35%	-4%
FIRST: I hope the Democratic leader takes the country in a liberal direction	35%	65%	32%	68%	-30%	-36%	-6%
SECOND: I hope the Democratic leader takes the country in a moderate direction	65%	35%	68%	32%	+30%	+36%	+6%
FIRST: Democrats need a leader who will work with both parties	73%	27%	71%	29%	+45%	+41%	-4%
SECOND: Democrats need a leader with a clear new vision for the country	27%	73%	29%	71%	-45%	-41%	+4%
FIRST: The Democratic leader should work to unite the country	72%	28%	67%	33%	+44%	+34%	-10%
SECOND: The Democratic leader should work to bring needed reforms	28%	72%	33%	67%	-44%	-34%	+10%
FIRST: It is time for government activism to address problems	58%	42%	62%	38%	+16%	+24%	+8%
SECOND: It is time for government restraint	42%	58%	38%	62%	-16%	-24%	-8%
FIRST: It is time for government to fully fund universal health care	52%	48%	46%	54%	+3%	-8%	-11%
SECOND: It is time to make sure the Affordable Care Act works as it was fully intended	48%	52%	54%	46%	-3%	+8%	+11%

African Americans

	Pre Total More	Pre Total Not More	Post Total More	Post Total Not More	Pre Net Total (More-Not more)	Post Net Total (More-Not More)	Shift (Post Net-Pre Net)
FIRST: It is time for bold new policies	63%	38%	58%	42%	+25%	+17%	-8%
SECOND: We need to build on the changes that President Trump has tried to stop	38%	63%	42%	58%	-25%	-17%	+8%
FIRST: I hope the Democratic leader takes the country in a liberal direction	46%	54%	46%	54%	-8%	-8%	0%
SECOND: I hope the Democratic leader takes the country in a moderate direction	54%	46%	54%	46%	+8%	+8%	0%
FIRST: Democrats need a leader who will work with both parties	58%	42%	58%	42%	+17%	+17%	0%
SECOND: Democrats need a leader with a clear new vision for the country	42%	58%	42%	58%	-17%	-17%	0%
FIRST: The Democratic leader should work to unite the country	67%	33%	63%	38%	+33%	+25%	-8%
SECOND: The Democratic leader should work to bring needed reforms	33%	67%	38%	63%	-33%	-25%	+8%
FIRST: It is time for government activism to address problems	75%	25%	58%	42%	+50%	+17%	-33%
SECOND: It is time for government restraint	25%	75%	42%	58%	-50%	-17%	+33%
FIRST: It is time for government to fully fund universal health care	58%	42%	46%	54%	+17%	-8%	-25%
SECOND: It is time to make sure the Affordable Care Act works as it was fully intended	42%	58%	54%	46%	-17%	+8%	+25%

Latinos

	Pre Total More	Pre Total Not More	Post Total More	Post Total Not More	Pre Net Total (More-Not more)	Post Net Total (More-Not More)	Shift (Post Net-Pre Net)
FIRST: It is time for bold new policies	65%	35%	57%	43%	+30%	+13%	-17%
SECOND: We need to build on the changes that President Trump has tried to stop	35%	65%	43%	57%	-30%	-13%	+17%
FIRST: I hope the Democratic leader takes the country in a liberal direction	43%	57%	48%	52%	-13%	-4%	+9%
SECOND: I hope the Democratic leader takes the country in a moderate direction	57%	43%	52%	48%	+13%	+4%	-9%
FIRST: Democrats need a leader who will work with both parties	70%	30%	61%	39%	+39%	+22%	-17%
SECOND: Democrats need a leader with a clear new vision for the country	30%	70%	39%	61%	-39%	-22%	+17%
FIRST: The Democratic leader should work to unite the country	74%	26%	57%	43%	+48%	+13%	-35%
SECOND: The Democratic leader should work to bring needed reforms	26%	74%	43%	57%	-48%	-13%	+35%
FIRST: It is time for government activism to address problems	57%	43%	70%	30%	+13%	+39%	+26%
SECOND: It is time for government restraint	43%	57%	30%	70%	-13%	-39%	-26%
FIRST: It is time for government to fully fund universal health care	61%	39%	48%	52%	+22%	-4%	-26%
SECOND: It is time to make sure the Affordable Care Act works as it was fully intended	39%	61%	52%	48%	-22%	+4%	+26%

White Millennials

	Pre Total More	Pre Total Not More	Post Total More	Post Total Not More	Pre Net Total (More-Not more)	Post Net Total (More-Not More)	Shift (Post Net-Pre Net)
FIRST: It is time for bold new policies	64%	36%	79%	21%	+29%	+57%	+29%
SECOND: We need to build on the changes that President Trump has tried to stop	36%	64%	21%	79%	-29%	-57%	-29%
FIRST: I hope the Democratic leader takes the country in a liberal direction	50%	50%	43%	57%	0%	-14%	-14%
SECOND: I hope the Democratic leader takes the country in a moderate direction	50%	50%	57%	43%	0%	+14%	+14%
FIRST: Democrats need a leader who will work with both parties	64%	36%	71%	29%	+29%	+43%	+14%
SECOND: Democrats need a leader with a clear new vision for the country	36%	64%	29%	71%	-29%	-43%	-14%
FIRST: The Democratic leader should work to unite the country	86%	14%	79%	21%	+71%	+57%	-14%
SECOND: The Democratic leader should work to bring needed reforms	14%	86%	21%	79%	-71%	-57%	+14%
FIRST: It is time for government activism to address problems	43%	57%	43%	57%	-14%	-14%	0%
SECOND: It is time for government restraint	57%	43%	57%	43%	+14%	+14%	0%
FIRST: It is time for government to fully fund universal health care	71%	29%	57%	43%	+43%	+14%	-29%
SECOND: It is time to make sure the Affordable Care Act works as it was fully intended	29%	71%	43%	57%	-43%	-14%	+29%

White Unmarried Women

	Pre Total More	Pre Total Not More	Post Total More	Post Total Not More	Pre Net Total (More-Not more)	Post Net Total (More-Not More)	Shift (Post Net-Pre Net)
FIRST: It is time for bold new policies	65%	35%	70%	30%	+30%	+40%	+10%
SECOND: We need to build on the changes that President Trump has tried to stop	35%	65%	30%	70%	-30%	-40%	-10%
FIRST: I hope the Democratic leader takes the country in a liberal direction	30%	70%	35%	65%	-40%	-30%	+10%
SECOND: I hope the Democratic leader takes the country in a moderate direction	70%	30%	65%	35%	+40%	+30%	-10%
FIRST: Democrats need a leader who will work with both parties	65%	35%	70%	30%	+30%	+40%	+10%
SECOND: Democrats need a leader with a clear new vision for the country	35%	65%	30%	70%	-30%	-40%	-10%
FIRST: The Democratic leader should work to unite the country	60%	40%	60%	40%	+20%	+20%	0%
SECOND: The Democratic leader should work to bring needed reforms	40%	60%	40%	60%	-20%	-20%	0%
FIRST: It is time for government activism to address problems	75%	25%	65%	35%	+50%	+30%	-20%
SECOND: It is time for government restraint	25%	75%	35%	65%	-50%	-30%	+20%
FIRST: It is time for government to fully fund universal health care	55%	45%	45%	55%	+10%	-10%	-20%
SECOND: It is time to make sure the Affordable Care Act works as it was fully intended	45%	55%	55%	45%	-10%	+10%	+20%

White Working Class Women

	Pre Total More	Pre Total Not More	Post Total More	Post Total Not More	Pre Net Total (More-Not more)	Post Net Total (More-Not More)	Shift (Post Net-Pre Net)
FIRST: It is time for bold new policies	56%	44%	72%	28%	+12%	+44%	+32%
SECOND: We need to build on the changes that President Trump has tried to stop	44%	56%	28%	72%	-12%	-44%	-32%
FIRST: I hope the Democratic leader takes the country in a liberal direction	12%	88%	12%	88%	-76%	-76%	0%
SECOND: I hope the Democratic leader takes the country in a moderate direction	88%	12%	88%	12%	+76%	+76%	0%
FIRST: Democrats need a leader who will work with both parties	84%	16%	80%	20%	+68%	+60%	-8%
SECOND: Democrats need a leader with a clear new vision for the country	16%	84%	20%	80%	-68%	-60%	+8%
FIRST: The Democratic leader should work to unite the country	80%	20%	76%	24%	+60%	+52%	-8%
SECOND: The Democratic leader should work to bring needed reforms	20%	80%	24%	76%	-60%	-52%	+8%
FIRST: It is time for government activism to address problems	56%	44%	72%	28%	+12%	+44%	+32%
SECOND: It is time for government restraint	44%	56%	28%	72%	-12%	-44%	-32%
FIRST: It is time for government to fully fund universal health care	44%	56%	44%	56%	-12%	-12%	0%
SECOND: It is time to make sure the Affordable Care Act works as it was fully intended	56%	44%	56%	44%	+12%	+12%	0%

White College Women

	Pre Total More	Pre Total Not More	Post Total More	Post Total Not More	Pre Net Total (More-Not more)	Post Net Total (More-Not More)	Shift (Post Net-Pre Net)
FIRST: It is time for bold new policies	72%	28%	72%	28%	+45%	+45%	0%
SECOND: We need to build on the changes that President Trump has tried to stop	28%	72%	28%	72%	-45%	-45%	0%
FIRST: I hope the Democratic leader takes the country in a liberal direction	34%	66%	21%	79%	-31%	-59%	-28%
SECOND: I hope the Democratic leader takes the country in a moderate direction	66%	34%	79%	21%	+31%	+59%	+28%
FIRST: Democrats need a leader who will work with both parties	79%	21%	76%	24%	+59%	+52%	-7%
SECOND: Democrats need a leader with a clear new vision for the country	21%	79%	24%	76%	-59%	-52%	+7%
FIRST: The Democratic leader should work to unite the country	69%	31%	76%	24%	+38%	+52%	+14%
SECOND: The Democratic leader should work to bring needed reforms	31%	69%	24%	76%	-38%	-52%	-14%
FIRST: It is time for government activism to address problems	45%	55%	59%	41%	-10%	+17%	+28%
SECOND: It is time for government restraint	55%	45%	41%	59%	+10%	-17%	-28%
FIRST: It is time for government to fully fund universal health care	34%	66%	21%	79%	-31%	-59%	-28%
SECOND: It is time to make sure the Affordable Care Act works as it was fully intended	66%	34%	79%	21%	+31%	+59%	+28%

White Working Class Men

	Pre Total More	Pre Total Not More	Post Total More	Post Total Not More	Pre Net Total (More-Not more)	Post Net Total (More-Not More)	Shift (Post Net-Pre Net)
FIRST: It is time for bold new policies	73%	27%	68%	32%	+45%	+36%	-9%
SECOND: We need to build on the changes that President Trump has tried to stop	27%	73%	32%	68%	-45%	-36%	+9%
FIRST: I hope the Democratic leader takes the country in a liberal direction	36%	64%	27%	73%	-27%	-45%	-18%
SECOND: I hope the Democratic leader takes the country in a moderate direction	64%	36%	73%	27%	+27%	+45%	+18%
FIRST: Democrats need a leader who will work with both parties	82%	18%	77%	23%	+64%	+55%	-9%
SECOND: Democrats need a leader with a clear new vision for the country	18%	82%	23%	77%	-64%	-55%	+9%
FIRST: The Democratic leader should work to unite the country	73%	27%	59%	41%	+45%	+18%	-27%
SECOND: The Democratic leader should work to bring needed reforms	27%	73%	41%	59%	-45%	-18%	+27%
FIRST: It is time for government activism to address problems	55%	45%	59%	41%	+9%	+18%	+9%
SECOND: It is time for government restraint	45%	55%	41%	59%	-9%	-18%	-9%
FIRST: It is time for government to fully fund universal health care	50%	50%	73%	27%	0%	+45%	+45%
SECOND: It is time to make sure the Affordable Care Act works as it was fully intended	50%	50%	27%	73%	0%	-45%	-45%

(Summary Table) Pre-Post Trump Approval Shift

Total

	Pre	Post	Shift (Post-Pre)
Strongly approve	26%	24%	-2%
Somewhat approve	12%	12%	0%
Somewhat disapprove	14%	15%	+1%
Strongly disapprove	48%	49%	+1%
Strongly-Somewhat approve	38%	37%	-2%
Somewhat-Strongly disapprove	62%	63%	+2%

African Americans

	Pre	Post	Shift (Post-Pre)
Strongly approve	9%	9%	0%
Somewhat approve	0%	0%	0%
Somewhat disapprove	9%	9%	0%
Strongly disapprove	83%	83%	0%
Strongly-Somewhat approve	9%	9%	0%
Somewhat-Strongly disapprove	91%	91%	0%

Latinos

	Pre	Post	Shift (Post-Pre)
Strongly approve	27%	22%	-6%
Somewhat approve	5%	9%	+4%
Somewhat disapprove	14%	17%	+4%
Strongly disapprove	55%	52%	-2%
Strongly-Somewhat approve	32%	30%	-1%
Somewhat-Strongly disapprove	68%	70%	+1%

White Millennials

	Pre	Post	Shift (Post-Pre)
Strongly approve	29%	36%	+7%
Somewhat approve	21%	14%	-7%
Somewhat disapprove	0%	0%	0%
Strongly disapprove	50%	50%	0%
Strongly-Somewhat approve	50%	50%	0%
Somewhat-Strongly disapprove	50%	50%	0%

White Unmarried Women

	Pre	Post	Shift (Post-Pre)
Strongly approve	20%	20%	0%
Somewhat approve	20%	15%	-5%
Somewhat disapprove	15%	20%	+5%
Strongly disapprove	45%	45%	0%
Strongly-Somewhat approve	40%	35%	-5%
Somewhat-Strongly disapprove	60%	65%	+5%

White Working Class Women

	Pre	Post	Shift (Post-Pre)
Strongly approve	48%	44%	-4%
Somewhat approve	8%	12%	+4%
Somewhat disapprove	20%	20%	0%
Strongly disapprove	24%	24%	0%
Strongly-Somewhat approve	56%	56%	0%
Somewhat-Strongly disapprove	44%	44%	0%

White College Women

	Pre	Post	Shift (Post-Pre)
Strongly approve	10%	10%	0%
Somewhat approve	28%	24%	-3%
Somewhat disapprove	21%	24%	+3%
Strongly disapprove	41%	41%	0%
Strongly-Somewhat approve	38%	34%	-3%
Somewhat-Strongly disapprove	62%	66%	+3%

White Working Class Men

	Pre	Post	Shift (Post-Pre)
Strongly approve	43%	36%	-6%
Somewhat approve	5%	9%	+4%
Somewhat disapprove	10%	5%	-5%
Strongly disapprove	43%	50%	+7%
Strongly-Somewhat approve	48%	45%	-2%
Somewhat-Strongly disapprove	52%	55%	+2%

(Summary Table) Pre-Post Trump Approval NET

Total

	Pre Trump Approve	Pre Trump Disapprove	Post Trump Approve	Post Trump Disapprove	Pre Approve-Disapprove	Post Approve-Disapprove	Net-Net
Trump Approval Net	38%	62%	37%	63%	-23%	-27%	-4%

African Americans

	Pre Trump Approve	Pre Trump Disapprove	Post Trump Approve	Post Trump Disapprove	Pre Approve-Disapprove	Post Approve-Disapprove	Net-Net
Trump Approval Net	9%	91%	9%	91%	-83%	-83%	0%

Latinos

	Pre Trump Approve	Pre Trump Disapprove	Post Trump Approve	Post Trump Disapprove	Pre Approve-Disapprove	Post Approve-Disapprove	Net-Net
Trump Approval Net	32%	68%	30%	70%	-36%	-39%	-3%

White Millennials

	Pre Trump Approve	Pre Trump Disapprove	Post Trump Approve	Post Trump Disapprove	Pre Approve-Disapprove	Post Approve-Disapprove	Net-Net
Trump Approval Net	50%	50%	50%	50%	0%	0%	0%

White Unmarried Women

	Pre Trump Approve	Pre Trump Disapprove	Post Trump Approve	Post Trump Disapprove	Pre Approve-Disapprove	Post Approve-Disapprove	Net-Net
Trump Approval Net	40%	60%	35%	65%	-20%	-30%	-10%

White Working Class Women

	Pre Trump Approve	Pre Trump Disapprove	Post Trump Approve	Post Trump Disapprove	Pre Approve-Disapprove	Post Approve-Disapprove	Net-Net
Trump Approval Net	56%	44%	56%	44%	+12%	+12%	0%

White College Women

	Pre Trump Approve	Pre Trump Disapprove	Post Trump Approve	Post Trump Disapprove	Pre Approve-Disapprove	Post Approve-Disapprove	Net-Net
Trump Approval Net	38%	62%	34%	66%	-24%	-31%	-7%

White Working Class Men

	Pre Trump Approve	Pre Trump Disapprove	Post Trump Approve	Post Trump Disapprove	Pre Approve-Disapprove	Post Approve-Disapprove	Net-Net
Trump Approval Net	48%	52%	45%	55%	-5%	-9%	-4%

(Summary Table) Pre-Post Attribute Ratings Net

Total

	Pre Total Well	Pre Total Not Well	Post Total Well	Post Total Not Well	Pre Net Total (Well-Not well)	Post Net Total (Well-Not well)	Shift Post Net-Pre Net
Keeping our country safe	47%	53%	47%	53%	-6%	-6%	0%
Dangerous	53%	47%	60%	40%	+5%	+19%	+14%
Shares my values	34%	66%	33%	67%	-32%	-33%	-1%
Out of touch with working people	54%	46%	56%	44%	+8%	+13%	+5%
Improving wages and salaries	39%	61%	44%	56%	-22%	-13%	+9%
Disrespects women	57%	43%	60%	40%	+14%	+21%	+6%
Draining the swamp	40%	60%	37%	63%	-19%	-27%	-7%
Keeping his promises	45%	55%	42%	58%	-9%	-15%	-6%
Right approach to immigration	41%	59%	40%	60%	-18%	-21%	-2%
Will make health care more affordable	36%	64%	34%	66%	-29%	-32%	-3%
Reviving American manufacturing	49%	51%	44%	56%	-3%	-12%	-9%
Making trade agreements fairer to the U.S.	52%	48%	49%	51%	+4%	-1%	-5%
Right approach to Iran	47%	53%	43%	57%	-6%	-14%	-8%
Dividing the country	62%	38%	63%	37%	+25%	+26%	+1%
Using tariffs in ways that are helping America	42%	58%	42%	58%	-17%	-17%	0%
Family man	38%	62%	35%	65%	-23%	-31%	-7%
Threatens the rule of law	52%	48%	53%	47%	+4%	+6%	+3%

African Americans

	Pre Total Well	Pre Total Not Well	Post Total Well	Post Total Not Well	Pre Net Total (Well-Not well)	Post Net Total (Well-Not well)	Shift Post Net-Pre Net
Keeping our country safe	22%	78%	35%	65%	-57%	-30%	+26%
Dangerous	61%	39%	83%	17%	+22%	+65%	+43%
Shares my values	17%	83%	13%	87%	-65%	-74%	-9%
Out of touch with working people	39%	61%	70%	30%	-22%	+39%	+61%
Improving wages and salaries	17%	83%	30%	70%	-65%	-39%	+26%
Disrespects women	52%	48%	65%	35%	+4%	+30%	+26%
Draining the swamp	22%	78%	26%	74%	-57%	-48%	+9%
Keeping his promises	26%	74%	22%	78%	-48%	-57%	-9%
Right approach to immigration	13%	87%	22%	78%	-74%	-57%	+17%
Will make health care more affordable	17%	83%	22%	78%	-65%	-57%	+9%
Reviving American manufacturing	26%	74%	30%	70%	-48%	-39%	+9%
Making trade agreements fairer to the U.S.	26%	74%	39%	61%	-48%	-22%	+26%
Right approach to Iran	30%	70%	35%	65%	-39%	-30%	+9%
Dividing the country	57%	43%	78%	22%	+13%	+57%	+43%
Using tariffs in ways that are helping America	26%	74%	35%	65%	-48%	-30%	+17%
Family man	9%	91%	13%	87%	-83%	-74%	+9%
Threatens the rule of law	48%	52%	61%	39%	-4%	+22%	+26%

Latinos

	Pre Total Well	Pre Total Not Well	Post Total Well	Post Total Not Well	Pre Net Total (Well-Not well)	Post Net Total (Well-Not well)	Shift Post Net-Pre Net
Keeping our country safe	36%	64%	43%	57%	-27%	-13%	+14%
Dangerous	45%	55%	61%	39%	-9%	+22%	+31%
Shares my values	23%	77%	26%	74%	-55%	-48%	+7%
Out of touch with working people	55%	45%	48%	52%	+9%	-4%	-13%
Improving wages and salaries	27%	73%	35%	65%	-45%	-30%	+15%
Disrespects women	64%	36%	61%	39%	+27%	+22%	-6%
Draining the swamp	36%	64%	35%	65%	-27%	-30%	-3%
Keeping his promises	36%	64%	39%	61%	-27%	-22%	+6%
Right approach to immigration	41%	59%	39%	61%	-18%	-22%	-4%
Will make health care more affordable	23%	77%	30%	70%	-55%	-39%	+15%
Reviving American manufacturing	32%	68%	30%	70%	-36%	-39%	-3%
Making trade agreements fairer to the U.S.	55%	45%	48%	52%	+9%	-4%	-13%
Right approach to Iran	32%	68%	35%	65%	-36%	-30%	+6%
Dividing the country	73%	27%	74%	26%	+45%	+48%	+2%
Using tariffs in ways that are helping America	36%	64%	35%	65%	-27%	-30%	-3%
Family man	41%	59%	35%	65%	-18%	-30%	-12%
Threatens the rule of law	55%	45%	61%	39%	+9%	+22%	+13%

White Millennials

	Pre Total Well	Pre Total Not Well	Post Total Well	Post Total Not Well	Pre Net Total (Well-Not well)	Post Net Total (Well-Not well)	Shift Post Net-Pre Net
Keeping our country safe	57%	43%	50%	50%	+14%	0%	-14%
Dangerous	50%	50%	50%	50%	0%	0%	0%
Shares my values	50%	50%	50%	50%	0%	0%	0%
Out of touch with working people	43%	57%	50%	50%	-14%	0%	+14%
Improving wages and salaries	50%	50%	50%	50%	0%	0%	0%
Disrespects women	50%	50%	64%	36%	0%	+29%	+29%
Draining the swamp	36%	64%	36%	64%	-29%	-29%	0%
Keeping his promises	50%	50%	57%	43%	0%	+14%	+14%
Right approach to immigration	50%	50%	43%	57%	0%	-14%	-14%
Will make health care more affordable	57%	43%	43%	57%	+14%	-14%	-29%
Reviving American manufacturing	64%	36%	57%	43%	+29%	+14%	-14%
Making trade agreements fairer to the U.S.	64%	36%	57%	43%	+29%	+14%	-14%
Right approach to Iran	64%	36%	57%	43%	+29%	+14%	-14%
Dividing the country	43%	57%	50%	50%	-14%	0%	+14%
Using tariffs in ways that are helping America	57%	43%	50%	50%	+14%	0%	-14%
Family man	50%	50%	50%	50%	0%	0%	0%
Threatens the rule of law	50%	50%	50%	50%	0%	0%	0%

White Unmarried Women

	Pre Total Well	Pre Total Not Well	Post Total Well	Post Total Not Well	Pre Net Total (Well-Not well)	Post Net Total (Well-Not well)	Shift Post Net-Pre Net
Keeping our country safe	50%	50%	35%	65%	0%	-30%	-30%
Dangerous	55%	45%	65%	35%	+10%	+30%	+20%
Shares my values	45%	55%	35%	65%	-10%	-30%	-20%
Out of touch with working people	70%	30%	70%	30%	+40%	+40%	0%
Improving wages and salaries	40%	60%	45%	55%	-20%	-10%	+10%
Disrespects women	65%	35%	65%	35%	+30%	+30%	0%
Draining the swamp	45%	55%	35%	65%	-10%	-30%	-20%
Keeping his promises	50%	50%	30%	70%	0%	-40%	-40%
Right approach to immigration	35%	65%	35%	65%	-30%	-30%	0%
Will make health care more affordable	40%	60%	25%	75%	-20%	-50%	-30%
Reviving American manufacturing	60%	40%	45%	55%	+20%	-10%	-30%
Making trade agreements fairer to the U.S.	55%	45%	55%	45%	+10%	+10%	0%
Right approach to Iran	50%	50%	45%	55%	0%	-10%	-10%
Dividing the country	65%	35%	65%	35%	+30%	+30%	0%
Using tariffs in ways that are helping America	45%	55%	35%	65%	-10%	-30%	-20%
Family man	35%	65%	35%	65%	-30%	-30%	0%
Threatens the rule of law	60%	40%	60%	40%	+20%	+20%	0%

White Working Class Women

	Pre Total Well	Pre Total Not Well	Post Total Well	Post Total Not Well	Pre Net Total (Well-Not well)	Post Net Total (Well-Not well)	Shift Post Net-Pre Net
Keeping our country safe	72%	28%	72%	28%	+44%	+44%	0%
Dangerous	40%	60%	40%	60%	-20%	-20%	0%
Shares my values	48%	52%	48%	52%	-4%	-4%	0%
Out of touch with working people	52%	48%	36%	64%	+4%	-28%	-32%
Improving wages and salaries	56%	44%	60%	40%	+12%	+20%	+8%
Disrespects women	40%	60%	44%	56%	-20%	-12%	+8%
Draining the swamp	60%	40%	56%	44%	+20%	+12%	-8%
Keeping his promises	64%	36%	60%	40%	+28%	+20%	-8%
Right approach to immigration	60%	40%	52%	48%	+20%	+4%	-16%
Will make health care more affordable	56%	44%	52%	48%	+12%	+4%	-8%
Reviving American manufacturing	64%	36%	60%	40%	+28%	+20%	-8%
Making trade agreements fairer to the U.S.	68%	32%	64%	36%	+36%	+28%	-8%
Right approach to Iran	64%	36%	56%	44%	+28%	+12%	-16%
Dividing the country	52%	48%	36%	64%	+4%	-28%	-32%
Using tariffs in ways that are helping America	56%	44%	56%	44%	+12%	+12%	0%
Family man	64%	36%	56%	44%	+28%	+12%	-16%
Threatens the rule of law	44%	56%	28%	72%	-12%	-44%	-32%

White College Women

	Pre Total Well	Pre Total Not Well	Post Total Well	Post Total Not Well	Pre Net Total (Well-Not well)	Post Net Total (Well-Not well)	Shift Post Net-Pre Net
Keeping our country safe	38%	62%	45%	55%	-24%	-10%	+14%
Dangerous	62%	38%	62%	38%	+24%	+24%	0%
Shares my values	24%	76%	28%	72%	-52%	-45%	+7%
Out of touch with working people	62%	38%	66%	34%	+24%	+31%	+7%
Improving wages and salaries	41%	59%	45%	55%	-17%	-10%	+7%
Disrespects women	62%	38%	69%	31%	+24%	+38%	+14%
Draining the swamp	38%	62%	28%	72%	-24%	-45%	-21%
Keeping his promises	38%	62%	41%	59%	-24%	-17%	+7%
Right approach to immigration	41%	59%	41%	59%	-17%	-17%	0%
Will make health care more affordable	24%	76%	28%	72%	-52%	-45%	+7%
Reviving American manufacturing	48%	52%	45%	55%	-3%	-10%	-7%
Making trade agreements fairer to the U.S.	45%	55%	41%	59%	-10%	-17%	-7%
Right approach to Iran	45%	55%	34%	66%	-10%	-31%	-21%
Dividing the country	72%	28%	79%	21%	+45%	+59%	+14%
Using tariffs in ways that are helping America	34%	66%	38%	62%	-31%	-24%	+7%
Family man	31%	69%	21%	79%	-38%	-59%	-21%
Threatens the rule of law	55%	45%	59%	41%	+10%	+17%	+7%

White Working Class Men

	Pre Total Well	Pre Total Not Well	Post Total Well	Post Total Not Well	Pre Net Total (Well-Not well)	Post Net Total (Well-Not well)	Shift Post Net-Pre Net
Keeping our country safe	57%	43%	45%	55%	+14%	-9%	-23%
Dangerous	52%	48%	55%	45%	+5%	+9%	+4%
Shares my values	38%	62%	41%	59%	-24%	-18%	+6%
Out of touch with working people	52%	48%	55%	45%	+5%	+9%	+4%
Improving wages and salaries	43%	57%	41%	59%	-14%	-18%	-4%
Disrespects women	67%	33%	55%	45%	+33%	+9%	-24%
Draining the swamp	43%	57%	41%	59%	-14%	-18%	-4%
Keeping his promises	57%	43%	50%	50%	+14%	0%	-14%
Right approach to immigration	48%	52%	45%	55%	-5%	-9%	-4%
Will make health care more affordable	43%	57%	41%	59%	-14%	-18%	-4%
Reviving American manufacturing	52%	48%	45%	55%	+5%	-9%	-14%
Making trade agreements fairer to the U.S.	57%	43%	45%	55%	+14%	-9%	-23%
Right approach to Iran	48%	52%	45%	55%	-5%	-9%	-4%
Dividing the country	67%	33%	50%	50%	+33%	0%	-33%
Using tariffs in ways that are helping America	43%	57%	45%	55%	-14%	-9%	+5%
Family man	43%	57%	41%	59%	-14%	-18%	-4%
Threatens the rule of law	52%	48%	55%	45%	+5%	+9%	+4%

(Summary Table) President Vote 2020 Nets

Total

	Democratic Candidate	Republican Donald Trump	Other	Not sure	Net (Democratic-Republican)
Pre	52%	32%	3%	13%	+19%
Post	58%	29%	3%	10%	+29%

African Americans

	Democratic Candidate	Republican Donald Trump	Other	Not sure	Net (Democratic-Republican)
Pre	88%	8%	0%	4%	+79%
Post	88%	8%	0%	4%	+79%

Latinos

	Democratic Candidate	Republican Donald Trump	Other	Not sure	Net (Democratic-Republican)
Pre	48%	26%	0%	26%	+22%
Post	61%	22%	4%	13%	+39%

White Millennials

	Democratic Candidate	Republican Donald Trump	Other	Not sure	Net (Democratic-Republican)
Pre	50%	43%	0%	7%	+7%
Post	43%	43%	0%	14%	0%

White Unmarried Women

	Democratic Candidate	Republican Donald Trump	Other	Not sure	Net (Democratic-Republican)
Pre	45%	25%	5%	25%	+20%
Post	60%	25%	5%	10%	+35%

White Working Class Women

	Democratic Candidate	Republican Donald Trump	Other	Not sure	Net (Democratic-Republican)
Pre	36%	56%	0%	8%	-20%
Post	44%	44%	0%	12%	0%

White College Women

	Democratic Candidate	Republican Donald Trump	Other	Not sure	Net (Democratic-Republican)
Pre	48%	28%	7%	17%	+21%
Post	55%	28%	7%	10%	+28%

White Working Class Men

	Democratic Candidate	Republican Donald Trump	Other	Not sure	Net (Democratic-Republican)
Pre	45%	45%	5%	5%	0%
Post	50%	41%	0%	9%	+9%

(Summary Table) President Vote 2020 Nets

Total

	Pre-Democratic Candidate	Pre-Republican, Donald Trump	Post-Democratic Candidate	Post-Republican Donald Trump	Pre Dem-Repub	Post Dem-Repub	Pre-Post Dem-Repub
President Vote	52%	32%	58%	29%	+19%	+29%	-10%

African Americans

	Pre-Democratic Candidate	Pre-Republican, Donald Trump	Post-Democratic Candidate	Post-Republican Donald Trump	Pre Dem-Repub	Post Dem-Repub	Pre-Post Dem-Repub
President Vote	88%	8%	88%	8%	+79%	+79%	0%

Latinos

	Pre-Democratic Candidate	Pre-Republican, Donald Trump	Post-Democratic Candidate	Post-Republican Donald Trump	Pre Dem-Repub	Post Dem-Repub	Pre-Post Dem-Repub
President Vote	48%	26%	61%	22%	+22%	+39%	-17%

White Millennials

	Pre-Democratic Candidate	Pre-Republican, Donald Trump	Post-Democratic Candidate	Post-Republican Donald Trump	Pre Dem-Repub	Post Dem-Repub	Pre-Post Dem-Repub
President Vote	50%	43%	43%	43%	+7%	0%	+7%

White Unmarried Women

	Pre-Democratic Candidate	Pre-Republican, Donald Trump	Post-Democratic Candidate	Post-Republican Donald Trump	Pre Dem-Repub	Post Dem-Repub	Pre-Post Dem-Repub
President Vote	45%	25%	60%	25%	+20%	+35%	-15%

White Working Class Women

	Pre-Democratic Candidate	Pre-Republican, Donald Trump	Post-Democratic Candidate	Post-Republican Donald Trump	Pre Dem-Repub	Post Dem-Repub	Pre-Post Dem-Repub
President Vote	36%	56%	44%	44%	-20%	0%	-20%

White College Women

	Pre-Democratic Candidate	Pre-Republican, Donald Trump	Post-Democratic Candidate	Post-Republican Donald Trump	Pre Dem-Repub	Post Dem-Repub	Pre-Post Dem-Repub
President Vote	48%	28%	55%	28%	+21%	+28%	-7%

White Working Class Men

	Pre-Democratic Candidate	Pre-Republican, Donald Trump	Post-Democratic Candidate	Post-Republican Donald Trump	Pre Dem-Repub	Post Dem-Repub	Pre-Post Dem-Repub
President Vote	45%	45%	50%	41%	0%	+9%	-9%

(Summary Table) Pre-Post Favorability Nets

Total

	Pre-Favorable	Pre-Unfavorable	Post-Favorable	Post-Unfavorable	Pre Net (Favorable - Unfavorable)	Post Net (Favorable - Unfavorable)	Post Net-Pre Net
Donald Trump	45%	54%	37%	63%	-8%	-26%	-18%
Democrats in Congress	51%	44%	49%	43%	+6%	+6%	0%
Republicans in Congress	40%	53%	34%	61%	-14%	-27%	-13%
Nancy Pelosi, the Speaker of the House	49%	45%	47%	49%	+3%	-1%	-5%
Mitch McConnell, the Senate Majority Leader	37%	52%	27%	63%	-15%	-36%	-21%
The plan for a wall on the southern border	47%	49%	44%	54%	-1%	-10%	-8%
The Affordable Care Act or Obamacare	53%	41%	57%	39%	+12%	+18%	+6%
The 2017 tax cut for corporations and individuals	47%	44%	47%	48%	+3%	-1%	-4%
New tariffs on trade with China	49%	46%	46%	46%	+3%	-1%	-3%
Medicare for all	65%	29%	62%	34%	+36%	+28%	-8%
The Green New Deal	51%	36%	56%	35%	+15%	+21%	+6%
NAFTA, the North American Free Trade Agreement with Mexico, Canada and the United States	60%	30%	65%	25%	+31%	+40%	+10%
Immigrants to the US	51%	40%	55%	39%	+12%	+16%	+4%
The N.R.A., or National Rifle Association	41%	51%	38%	58%	-10%	-20%	-9%
Pro-life, anti-abortion groups	47%	47%	44%	51%	0%	-6%	-6%
Labor Unions	51%	38%	58%	36%	+13%	+22%	+9%
Gay Marriage	52%	37%	51%	40%	+15%	+11%	-4%
Fox News	45%	47%	43%	53%	-1%	-10%	-9%
Planned Parenthood	62%	32%	60%	36%	+30%	+24%	-6%
Measures to prevent global warming	70%	25%	74%	23%	+45%	+51%	+6%
CEOs of large businesses	32%	62%	25%	69%	-29%	-44%	-15%
An Ultra-Millionaire tax to fund student loan debt relief	60%	34%	61%	33%	+26%	+28%	+2%
Raising taxes on those making over \$250,000 a year so they pay their fair share	76%	18%	79%	20%	+58%	+59%	+1%

African Americans

	Pre-Favorable	Pre-Unfavorable	Post-Favorable	Post-Unfavorable	Pre Net (Favorable - Unfavorable)	Post Net (Favorable - Unfavorable)	Post Net-Pre Net
Donald Trump	26%	70%	17%	83%	-43%	-65%	-22%
Democrats in Congress	87%	9%	74%	22%	+78%	+52%	-26%
Republicans in Congress	30%	57%	22%	74%	-26%	-52%	-26%
Nancy Pelosi, the Speaker of the House	78%	13%	78%	17%	+65%	+61%	-4%
Mitch McConnell, the Senate Majority Leader	43%	48%	22%	78%	-4%	-57%	-52%
The plan for a wall on the southern border	43%	52%	30%	70%	-9%	-39%	-30%
The Affordable Care Act or Obamacare	87%	0%	87%	13%	+87%	+74%	-13%
The 2017 tax cut for corporations and individuals	48%	43%	48%	52%	+4%	-4%	-9%
New tariffs on trade with China	57%	39%	48%	43%	+17%	+4%	-13%
Medicare for all	83%	9%	78%	22%	+74%	+57%	-17%
The Green New Deal	61%	17%	65%	26%	+43%	+39%	-4%
NAFTA, the North American Free Trade Agreement with Mexico, Canada and the United States	74%	17%	83%	13%	+57%	+70%	+13%
Immigrants to the US	70%	17%	78%	22%	+52%	+57%	+4%
The N.R.A., or National Rifle Association	35%	57%	30%	70%	-22%	-39%	-17%
Pro-life, anti-abortion groups	52%	39%	35%	61%	+13%	-26%	-39%
Labor Unions	65%	17%	74%	22%	+48%	+52%	+4%
Gay Marriage	52%	30%	43%	43%	+22%	0%	-22%
Fox News	39%	52%	30%	65%	-13%	-35%	-22%
Planned Parenthood	74%	13%	61%	22%	+61%	+39%	-22%
Measures to prevent global warming	78%	13%	87%	9%	+65%	+78%	+13%
CEOs of large businesses	43%	57%	30%	61%	-13%	-30%	-17%
An Ultra-Millionaire tax to fund student loan debt relief	83%	13%	83%	9%	+70%	+74%	+4%
Raising taxes on those making over \$250,000 a year so they pay their fair share	83%	4%	87%	13%	+78%	+74%	-4%

Latinos

	Pre-Favorable	Pre-Unfavorable	Post-Favorable	Post-Unfavorable	Pre Net (Favorable - Unfavorable)	Post Net (Favorable - Unfavorable)	Post Net-Pre Net
Donald Trump	41%	59%	22%	74%	-18%	-52%	-34%
Democrats in Congress	68%	27%	61%	30%	+41%	+30%	-10%
Republicans in Congress	32%	64%	22%	74%	-32%	-52%	-20%
Nancy Pelosi, the Speaker of the House	68%	32%	61%	35%	+36%	+26%	-10%
Mitch McConnell, the Senate Majority Leader	32%	64%	17%	70%	-32%	-52%	-20%
The plan for a wall on the southern border	36%	55%	35%	61%	-18%	-26%	-8%
The Affordable Care Act or Obamacare	68%	32%	65%	26%	+36%	+39%	+3%
The 2017 tax cut for corporations and individuals	32%	64%	35%	57%	-32%	-22%	+10%
New tariffs on trade with China	41%	59%	39%	57%	-18%	-17%	+1%
Medicare for all	77%	18%	74%	22%	+59%	+52%	-7%
The Green New Deal	68%	27%	57%	30%	+41%	+26%	-15%
NAFTA, the North American Free Trade Agreement with Mexico, Canada and the United States	77%	9%	70%	13%	+68%	+57%	-12%
Immigrants to the US	64%	27%	65%	30%	+36%	+35%	-2%
The N.R.A., or National Rifle Association	41%	59%	17%	74%	-18%	-57%	-38%
Pro-life, anti-abortion groups	45%	45%	39%	52%	0%	-13%	-13%
Labor Unions	64%	36%	65%	30%	+27%	+35%	+8%
Gay Marriage	68%	23%	57%	43%	+45%	+13%	-32%
Fox News	32%	64%	30%	70%	-32%	-39%	-7%
Planned Parenthood	77%	18%	74%	26%	+59%	+48%	-11%
Measures to prevent global warming	77%	18%	78%	22%	+59%	+57%	-3%
CEOs of large businesses	45%	55%	30%	65%	-9%	-35%	-26%
An Ultra-Millionaire tax to fund student loan debt relief	68%	32%	65%	30%	+36%	+35%	-2%
Raising taxes on those making over \$250,000 a year so they pay their fair share	77%	18%	78%	17%	+59%	+61%	+2%

White Millennials

	Pre-Favorable	Pre-Unfavorable	Post-Favorable	Post-Unfavorable	Pre Net (Favorable - Unfavorable)	Post Net (Favorable - Unfavorable)	Post Net-Pre Net
Donald Trump	57%	43%	50%	50%	+14%	0%	-14%
Democrats in Congress	29%	64%	36%	50%	-36%	-14%	+21%
Republicans in Congress	43%	50%	36%	57%	-7%	-21%	-14%
Nancy Pelosi, the Speaker of the House	29%	64%	36%	50%	-36%	-14%	+21%
Mitch McConnell, the Senate Majority Leader	57%	36%	29%	50%	+21%	-21%	-43%
The plan for a wall on the southern border	57%	43%	50%	50%	+14%	0%	-14%
The Affordable Care Act or Obamacare	36%	64%	50%	43%	-29%	+7%	+36%
The 2017 tax cut for corporations and individuals	57%	36%	50%	43%	+21%	+7%	-14%
New tariffs on trade with China	79%	14%	50%	43%	+64%	+7%	-57%
Medicare for all	43%	50%	57%	36%	-7%	+21%	+29%
The Green New Deal	36%	57%	50%	36%	-21%	+14%	+36%
NAFTA, the North American Free Trade Agreement with Mexico, Canada and the United States	43%	50%	64%	29%	-7%	+36%	+43%
Immigrants to the US	43%	50%	64%	29%	-7%	+36%	+43%
The N.R.A., or National Rifle Association	50%	43%	50%	50%	+7%	0%	-7%
Pro-life, anti-abortion groups	50%	43%	50%	50%	+7%	0%	-7%
Labor Unions	43%	50%	50%	43%	-7%	+7%	+14%
Gay Marriage	50%	50%	50%	50%	0%	0%	0%
Fox News	57%	43%	43%	50%	+14%	-7%	-21%
Planned Parenthood	64%	29%	43%	50%	+36%	-7%	-43%
Measures to prevent global warming	64%	36%	71%	29%	+29%	+43%	+14%
CEOs of large businesses	43%	50%	36%	50%	-7%	-14%	-7%
An Ultra-Millionaire tax to fund student loan debt relief	57%	36%	43%	29%	+21%	+14%	-7%
Raising taxes on those making over \$250,000 a year so they pay their fair share	64%	36%	64%	36%	+29%	+29%	0%

White Unmarried Women

	Pre-Favorable	Pre-Unfavorable	Post-Favorable	Post-Unfavorable	Pre Net (Favorable - Unfavorable)	Post Net (Favorable - Unfavorable)	Post Net-Pre Net
Donald Trump	35%	65%	35%	65%	-30%	-30%	0%
Democrats in Congress	30%	55%	35%	50%	-25%	-15%	+10%
Republicans in Congress	30%	60%	35%	55%	-30%	-20%	+10%
Nancy Pelosi, the Speaker of the House	40%	45%	40%	55%	-5%	-15%	-10%
Mitch McConnell, the Senate Majority Leader	25%	55%	25%	60%	-30%	-35%	-5%
The plan for a wall on the southern border	30%	60%	35%	65%	-30%	-30%	0%
The Affordable Care Act or Obamacare	40%	45%	55%	45%	-5%	+10%	+15%
The 2017 tax cut for corporations and individuals	25%	45%	30%	60%	-20%	-30%	-10%
New tariffs on trade with China	30%	50%	40%	45%	-20%	-5%	+15%
Medicare for all	75%	15%	65%	25%	+60%	+40%	-20%
The Green New Deal	45%	30%	55%	35%	+15%	+20%	+5%
NAFTA, the North American Free Trade Agreement with Mexico, Canada and the United States	50%	35%	60%	30%	+15%	+30%	+15%
Immigrants to the US	45%	35%	60%	30%	+10%	+30%	+20%
The N.R.A., or National Rifle Association	10%	70%	25%	70%	-60%	-45%	+15%
Pro-life, anti-abortion groups	35%	60%	40%	55%	-25%	-15%	+10%
Labor Unions	20%	55%	40%	45%	-35%	-5%	+30%
Gay Marriage	35%	40%	45%	40%	-5%	+5%	+10%
Fox News	35%	40%	40%	50%	-5%	-10%	-5%
Planned Parenthood	50%	50%	45%	55%	0%	-10%	-10%
Measures to prevent global warming	70%	20%	65%	35%	+50%	+30%	-20%
CEOs of large businesses	5%	80%	10%	85%	-75%	-75%	0%
An Ultra-Millionaire tax to fund student loan debt relief	60%	25%	65%	25%	+35%	+40%	+5%
Raising taxes on those making over \$250,000 a year so they pay their fair share	90%	5%	95%	0%	+85%	+95%	+10%

White Working Class Women

	Pre-Favorable	Pre-Unfavorable	Post-Favorable	Post-Unfavorable	Pre Net (Favorable - Unfavorable)	Post Net (Favorable - Unfavorable)	Post Net-Pre Net
Donald Trump	60%	40%	52%	48%	+20%	+4%	-16%
Democrats in Congress	40%	56%	40%	56%	-16%	-16%	0%
Republicans in Congress	64%	36%	52%	48%	+28%	+4%	-24%
Nancy Pelosi, the Speaker of the House	44%	52%	36%	64%	-8%	-28%	-20%
Mitch McConnell, the Senate Majority Leader	44%	40%	40%	52%	+4%	-12%	-16%
The plan for a wall on the southern border	68%	32%	64%	32%	+36%	+32%	-4%
The Affordable Care Act or Obamacare	48%	48%	36%	60%	0%	-24%	-24%
The 2017 tax cut for corporations and individuals	72%	20%	64%	36%	+52%	+28%	-24%
New tariffs on trade with China	72%	24%	64%	32%	+48%	+32%	-16%
Medicare for all	60%	36%	52%	44%	+24%	+8%	-16%
The Green New Deal	60%	32%	52%	48%	+28%	+4%	-24%
NAFTA, the North American Free Trade Agreement with Mexico, Canada and the United States	40%	44%	52%	36%	-4%	+16%	+20%
Immigrants to the US	32%	60%	28%	60%	-28%	-32%	-4%
The N.R.A., or National Rifle Association	52%	44%	44%	52%	+8%	-8%	-16%
Pro-life, anti-abortion groups	56%	44%	48%	48%	+12%	0%	-12%
Labor Unions	56%	36%	64%	28%	+20%	+36%	+16%
Gay Marriage	40%	52%	48%	44%	-12%	+4%	+16%
Fox News	60%	32%	60%	36%	+28%	+24%	-4%
Planned Parenthood	60%	40%	60%	40%	+20%	+20%	0%
Measures to prevent global warming	60%	40%	60%	32%	+20%	+28%	+8%
CEOs of large businesses	52%	40%	28%	68%	+12%	-40%	-52%
An Ultra-Millionaire tax to fund student loan debt relief	52%	40%	52%	48%	+12%	+4%	-8%
Raising taxes on those making over \$250,000 a year so they pay their fair share	80%	12%	72%	28%	+68%	+44%	-24%

White College Women

	Pre-Favorable	Pre-Unfavorable	Post-Favorable	Post-Unfavorable	Pre Net (Favorable - Unfavorable)	Post Net (Favorable - Unfavorable)	Post Net-Pre Net
Donald Trump	45%	55%	31%	69%	-10%	-38%	-28%
Democrats in Congress	48%	48%	48%	41%	0%	+7%	+7%
Republicans in Congress	34%	55%	31%	59%	-21%	-28%	-7%
Nancy Pelosi, the Speaker of the House	41%	52%	41%	55%	-10%	-14%	-3%
Mitch McConnell, the Senate Majority Leader	28%	59%	28%	62%	-31%	-34%	-3%
The plan for a wall on the southern border	48%	48%	38%	59%	0%	-21%	-21%
The Affordable Care Act or Obamacare	45%	52%	62%	34%	-7%	+28%	+34%
The 2017 tax cut for corporations and individuals	45%	52%	48%	48%	-7%	0%	+7%
New tariffs on trade with China	31%	66%	38%	52%	-34%	-14%	+21%
Medicare for all	48%	48%	48%	45%	0%	+3%	+3%
The Green New Deal	41%	45%	55%	31%	-3%	+24%	+28%
NAFTA, the North American Free Trade Agreement with Mexico, Canada and the United States	72%	24%	62%	31%	+48%	+31%	-17%
Immigrants to the US	52%	45%	41%	52%	+7%	-10%	-17%
The N.R.A., or National Rifle Association	45%	45%	38%	55%	0%	-17%	-17%
Pro-life, anti-abortion groups	52%	41%	48%	48%	+10%	0%	-10%
Labor Unions	45%	38%	48%	45%	+7%	+3%	-3%
Gay Marriage	52%	45%	55%	41%	+7%	+14%	+7%
Fox News	48%	45%	41%	55%	+3%	-14%	-17%
Planned Parenthood	45%	45%	62%	34%	0%	+28%	+28%
Measures to prevent global warming	79%	17%	83%	17%	+62%	+66%	+3%
CEOs of large businesses	24%	72%	14%	83%	-48%	-69%	-21%
An Ultra-Millionaire tax to fund student loan debt relief	45%	48%	55%	41%	-3%	+14%	+17%
Raising taxes on those making over \$250,000 a year so they pay their fair share	69%	28%	76%	24%	+41%	+52%	+10%

White Working Class Men

	Pre-Favorable	Pre-Unfavorable	Post-Favorable	Post-Unfavorable	Pre Net (Favorable - Unfavorable)	Post Net (Favorable - Unfavorable)	Post Net-Pre Net
Donald Trump	57%	43%	55%	45%	+14%	+9%	-5%
Democrats in Congress	43%	57%	45%	55%	-14%	-9%	+5%
Republicans in Congress	43%	52%	41%	59%	-10%	-18%	-9%
Nancy Pelosi, the Speaker of the House	33%	67%	36%	64%	-33%	-27%	+6%
Mitch McConnell, the Senate Majority Leader	38%	57%	27%	64%	-19%	-36%	-17%
The plan for a wall on the southern border	48%	52%	59%	41%	-5%	+18%	+23%
The Affordable Care Act or Obamacare	38%	52%	41%	55%	-14%	-14%	+1%
The 2017 tax cut for corporations and individuals	48%	43%	55%	41%	+5%	+14%	+9%
New tariffs on trade with China	43%	57%	41%	50%	-14%	-9%	+5%
Medicare for all	67%	29%	59%	41%	+38%	+18%	-20%
The Green New Deal	43%	52%	59%	41%	-10%	+18%	+28%
NAFTA, the North American Free Trade Agreement with Mexico, Canada and the United States	57%	38%	68%	23%	+19%	+45%	+26%
Immigrants to the US	52%	43%	59%	41%	+10%	+18%	+9%
The N.R.A., or National Rifle Association	52%	43%	64%	32%	+10%	+32%	+22%
Pro-life, anti-abortion groups	33%	57%	50%	41%	-24%	+9%	+33%
Labor Unions	57%	38%	59%	41%	+19%	+18%	-1%
Gay Marriage	67%	19%	59%	23%	+48%	+36%	-11%
Fox News	48%	52%	55%	45%	-5%	+9%	+14%
Planned Parenthood	71%	29%	64%	32%	+43%	+32%	-11%
Measures to prevent global warming	57%	33%	73%	23%	+24%	+50%	+26%
CEOs of large businesses	14%	76%	32%	64%	-62%	-32%	+30%
An Ultra-Millionaire tax to fund student loan debt relief	57%	38%	59%	41%	+19%	+18%	-1%
Raising taxes on those making over \$250,000 a year so they pay their fair share	67%	29%	77%	23%	+38%	+55%	+16%

(Summary Table) Pre Favorability Net

Total

	Total Favorable	Total Unfavorable	Net (Favorable-Unfavorable)
Donald Trump	45%	54%	-8%
Democrats in Congress	51%	44%	+6%
Republicans in Congress	40%	53%	-14%
Nancy Pelosi, the Speaker of the House	49%	45%	+3%
Mitch McConnell, the Senate Majority Leader	37%	52%	-15%
The plan for a wall on the southern border	47%	49%	-1%
The Affordable Care Act or Obamacare	53%	41%	+12%
The new tax cut for corporations and individuals	47%	44%	+3%
New tariffs on trade with China	49%	46%	+3%
Medicare for all	65%	29%	+36%
The Green New Deal	51%	36%	+15%
NAFTA, the North American Free Trade Agreement with Mexico, Canada and the United States	60%	30%	+31%
Immigrants to the US	51%	40%	+12%
The N.R.A., or National Rifle Association	41%	51%	-10%
Pro-life, anti-abortion groups	47%	47%	0%
Labor unions	51%	38%	+13%
Gay marriage	52%	37%	+15%
Fox News	45%	47%	-1%
Planned Parenthood	62%	32%	+30%
Measures to prevent global warming	70%	25%	+45%
CEOs for large businesses	32%	62%	-29%
An Ultra-Millionaire tax to fund student loan debt relief	60%	34%	+26%
Raising taxes on those making over \$250,000 a year so they pay their fair share	76%	18%	+58%

African Americans

	Total Favorable	Total Unfavorable	Net (Favorable-Unfavorable)
Donald Trump	26%	70%	-43%
Democrats in Congress	87%	9%	+78%
Republicans in Congress	30%	57%	-26%
Nancy Pelosi, the Speaker of the House	78%	13%	+65%
Mitch McConnell, the Senate Majority Leader	43%	48%	-4%
The plan for a wall on the southern border	43%	52%	-9%
The Affordable Care Act or Obamacare	87%	0%	+87%
The new tax cut for corporations and individuals	48%	43%	+4%
New tariffs on trade with China	57%	39%	+17%
Medicare for all	83%	9%	+74%
The Green New Deal	61%	17%	+43%
NAFTA, the North American Free Trade Agreement with Mexico, Canada and the United States	74%	17%	+57%
Immigrants to the US	70%	17%	+52%
The N.R.A., or National Rifle Association	35%	57%	-22%
Pro-life, anti-abortion groups	52%	39%	+13%
Labor unions	65%	17%	+48%
Gay marriage	52%	30%	+22%
Fox News	39%	52%	-13%
Planned Parenthood	74%	13%	+61%
Measures to prevent global warming	78%	13%	+65%
CEOs for large businesses	43%	57%	-13%
An Ultra-Millionaire tax to fund student loan debt relief	83%	13%	+70%
Raising taxes on those making over \$250,000 a year so they pay their fair share	83%	4%	+78%

Latinos

	Total Favorable	Total Unfavorable	Net (Favorable-Unfavorable)
Donald Trump	41%	59%	-18%
Democrats in Congress	68%	27%	+41%
Republicans in Congress	32%	64%	-32%
Nancy Pelosi, the Speaker of the House	68%	32%	+36%
Mitch McConnell, the Senate Majority Leader	32%	64%	-32%
The plan for a wall on the southern border	36%	55%	-18%
The Affordable Care Act or Obamacare	68%	32%	+36%
The new tax cut for corporations and individuals	32%	64%	-32%
New tariffs on trade with China	41%	59%	-18%
Medicare for all	77%	18%	+59%
The Green New Deal	68%	27%	+41%
NAFTA, the North American Free Trade Agreement with Mexico, Canada and the United States	77%	9%	+68%
Immigrants to the US	64%	27%	+36%
The N.R.A., or National Rifle Association	41%	59%	-18%
Pro-life, anti-abortion groups	45%	45%	0%
Labor unions	64%	36%	+27%
Gay marriage	68%	23%	+45%
Fox News	32%	64%	-32%
Planned Parenthood	77%	18%	+59%
Measures to prevent global warming	77%	18%	+59%
CEOs for large businesses	45%	55%	-9%
An Ultra-Millionaire tax to fund student loan debt relief	68%	32%	+36%
Raising taxes on those making over \$250,000 a year so they pay their fair share	77%	18%	+59%

White Millennials

	Total Favorable	Total Unfavorable	Net (Favorable-Unfavorable)
Donald Trump	57%	43%	+14%
Democrats in Congress	29%	64%	-36%
Republicans in Congress	43%	50%	-7%
Nancy Pelosi, the Speaker of the House	29%	64%	-36%
Mitch McConnell, the Senate Majority Leader	57%	36%	+21%
The plan for a wall on the southern border	57%	43%	+14%
The Affordable Care Act or Obamacare	36%	64%	-29%
The new tax cut for corporations and individuals	57%	36%	+21%
New tariffs on trade with China	79%	14%	+64%
Medicare for all	43%	50%	-7%
The Green New Deal	36%	57%	-21%
NAFTA, the North American Free Trade Agreement with Mexico, Canada and the United States	43%	50%	-7%
Immigrants to the US	43%	50%	-7%
The N.R.A., or National Rifle Association	50%	43%	+7%
Pro-life, anti-abortion groups	50%	43%	+7%
Labor unions	43%	50%	-7%
Gay marriage	50%	50%	0%
Fox News	57%	43%	+14%
Planned Parenthood	64%	29%	+36%
Measures to prevent global warming	64%	36%	+29%
CEOs for large businesses	43%	50%	-7%
An Ultra-Millionaire tax to fund student loan debt relief	57%	36%	+21%
Raising taxes on those making over \$250,000 a year so they pay their fair share	64%	36%	+29%

White Unmarried Women

	Total Favorable	Total Unfavorable	Net (Favorable-Unfavorable)
Donald Trump	35%	65%	-30%
Democrats in Congress	30%	55%	-25%
Republicans in Congress	30%	60%	-30%
Nancy Pelosi, the Speaker of the House	40%	45%	-5%
Mitch McConnell, the Senate Majority Leader	25%	55%	-30%
The plan for a wall on the southern border	30%	60%	-30%
The Affordable Care Act or Obamacare	40%	45%	-5%
The new tax cut for corporations and individuals	25%	45%	-20%
New tariffs on trade with China	30%	50%	-20%
Medicare for all	75%	15%	+60%
The Green New Deal	45%	30%	+15%
NAFTA, the North American Free Trade Agreement with Mexico, Canada and the United States	50%	35%	+15%
Immigrants to the US	45%	35%	+10%
The N.R.A., or National Rifle Association	10%	70%	-60%
Pro-life, anti-abortion groups	35%	60%	-25%
Labor unions	20%	55%	-35%
Gay marriage	35%	40%	-5%
Fox News	35%	40%	-5%
Planned Parenthood	50%	50%	0%
Measures to prevent global warming	70%	20%	+50%
CEOs for large businesses	5%	80%	-75%
An Ultra-Millionaire tax to fund student loan debt relief	60%	25%	+35%
Raising taxes on those making over \$250,000 a year so they pay their fair share	90%	5%	+85%

White Working Class Women

	Total Favorable	Total Unfavorable	Net (Favorable-Unfavorable)
Donald Trump	60%	40%	+20%
Democrats in Congress	40%	56%	-16%
Republicans in Congress	64%	36%	+28%
Nancy Pelosi, the Speaker of the House	44%	52%	-8%
Mitch McConnell, the Senate Majority Leader	44%	40%	+4%
The plan for a wall on the southern border	68%	32%	+36%
The Affordable Care Act or Obamacare	48%	48%	0%
The new tax cut for corporations and individuals	72%	20%	+52%
New tariffs on trade with China	72%	24%	+48%
Medicare for all	60%	36%	+24%
The Green New Deal	60%	32%	+28%
NAFTA, the North American Free Trade Agreement with Mexico, Canada and the United States	40%	44%	-4%
Immigrants to the US	32%	60%	-28%
The N.R.A., or National Rifle Association	52%	44%	+8%
Pro-life, anti-abortion groups	56%	44%	+12%
Labor unions	56%	36%	+20%
Gay marriage	40%	52%	-12%
Fox News	60%	32%	+28%
Planned Parenthood	60%	40%	+20%
Measures to prevent global warming	60%	40%	+20%
CEOs for large businesses	52%	40%	+12%
An Ultra-Millionaire tax to fund student loan debt relief	52%	40%	+12%
Raising taxes on those making over \$250,000 a year so they pay their fair share	80%	12%	+68%

White College Women

	Total Favorable	Total Unfavorable	Net (Favorable-Unfavorable)
Donald Trump	45%	55%	-10%
Democrats in Congress	48%	48%	0%
Republicans in Congress	34%	55%	-21%
Nancy Pelosi, the Speaker of the House	41%	52%	-10%
Mitch McConnell, the Senate Majority Leader	28%	59%	-31%
The plan for a wall on the southern border	48%	48%	0%
The Affordable Care Act or Obamacare	45%	52%	-7%
The new tax cut for corporations and individuals	45%	52%	-7%
New tariffs on trade with China	31%	66%	-34%
Medicare for all	48%	48%	0%
The Green New Deal	41%	45%	-3%
NAFTA, the North American Free Trade Agreement with Mexico, Canada and the United States	72%	24%	+48%
Immigrants to the US	52%	45%	+7%
The N.R.A., or National Rifle Association	45%	45%	0%
Pro-life, anti-abortion groups	52%	41%	+10%
Labor unions	45%	38%	+7%
Gay marriage	52%	45%	+7%
Fox News	48%	45%	+3%
Planned Parenthood	45%	45%	0%
Measures to prevent global warming	79%	17%	+62%
CEOs for large businesses	24%	72%	-48%
An Ultra-Millionaire tax to fund student loan debt relief	45%	48%	-3%
Raising taxes on those making over \$250,000 a year so they pay their fair share	69%	28%	+41%

White Working Class Men

	Total Favorable	Total Unfavorable	Net (Favorable-Unfavorable)
Donald Trump	57%	43%	+14%
Democrats in Congress	43%	57%	-14%
Republicans in Congress	43%	52%	-10%
Nancy Pelosi, the Speaker of the House	33%	67%	-33%
Mitch McConnell, the Senate Majority Leader	38%	57%	-19%
The plan for a wall on the southern border	48%	52%	-5%
The Affordable Care Act or Obamacare	38%	52%	-14%
The new tax cut for corporations and individuals	48%	43%	+5%
New tariffs on trade with China	43%	57%	-14%
Medicare for all	67%	29%	+38%
The Green New Deal	43%	52%	-10%
NAFTA, the North American Free Trade Agreement with Mexico, Canada and the United States	57%	38%	+19%
Immigrants to the US	52%	43%	+10%
The N.R.A., or National Rifle Association	52%	43%	+10%
Pro-life, anti-abortion groups	33%	57%	-24%
Labor unions	57%	38%	+19%
Gay marriage	67%	19%	+48%
Fox News	48%	52%	-5%
Planned Parenthood	71%	29%	+43%
Measures to prevent global warming	57%	33%	+24%
CEOs for large businesses	14%	76%	-62%
An Ultra-Millionaire tax to fund student loan debt relief	57%	38%	+19%
Raising taxes on those making over \$250,000 a year so they pay their fair share	67%	29%	+38%

(Summary Table) Post Favorability Net

Total

	Total Favorable	Total Unfavorable	Net (Favorable-Unfavorable)
Donald Trump	37%	63%	-26%
Democrats in Congress	49%	43%	+6%
Republicans in Congress	1%	61%	-60%
Nancy Pelosi, the Speaker of the House	1%	49%	-47%
Mitch McConnell, the Senate Majority Leader	2%	63%	-61%
The plan for a wall on the southern border	1%	54%	-53%
The Affordable Care Act or Obamacare	1%	39%	-38%
The new tax cut for corporations and individuals	47%	48%	-1%
New tariffs on trade with China	0%	46%	-46%
Medicare for all	1%	34%	-33%
The Green New Deal	3%	35%	-33%
NAFTA, the North American Free Trade Agreement with Mexico, Canada and the United States	2%	25%	-23%
Immigrants to the US	1%	39%	-38%
The N.R.A., or National Rifle Association	3%	58%	-55%
Pro-life, anti-abortion groups	3%	51%	-48%
Labor unions	58%	36%	+22%
Gay marriage	2%	40%	-38%
Fox news	43%	53%	-10%
Planned Parenthood	1%	36%	-35%
Measures to prevent global warming	1%	23%	-22%
CEOs of large businesses	2%	69%	-67%
An Ultra-Millionaire tax to fund student loan debt relief	1%	33%	-31%
Raising taxes on those making over \$250,000 a year so they pay their fair share	79%	20%	+59%

African Americans

	Total Favorable	Total Unfavorable	Net (Favorable-Unfavorable)
Donald Trump	17%	83%	-65%
Democrats in Congress	74%	22%	+52%
Republicans in Congress	0%	74%	-74%
Nancy Pelosi, the Speaker of the House	4%	17%	-13%
Mitch McConnell, the Senate Majority Leader	4%	78%	-74%
The plan for a wall on the southern border	0%	70%	-70%
The Affordable Care Act or Obamacare	0%	13%	-13%
The new tax cut for corporations and individuals	48%	52%	-4%
New tariffs on trade with China	0%	43%	-43%
Medicare for all	4%	22%	-17%
The Green New Deal	4%	26%	-22%
NAFTA, the North American Free Trade Agreement with Mexico, Canada and the United States	9%	13%	-4%
Immigrants to the US	0%	22%	-22%
The N.R.A., or National Rifle Association	4%	70%	-65%
Pro-life, anti-abortion groups	4%	61%	-57%
Labor unions	74%	22%	+52%
Gay marriage	4%	43%	-39%
Fox news	30%	65%	-35%
Planned Parenthood	0%	22%	-22%
Measures to prevent global warming	0%	9%	-9%
CEOs of large businesses	0%	61%	-61%
An Ultra-Millionaire tax to fund student loan debt relief	0%	9%	-9%
Raising taxes on those making over \$250,000 a year so they pay their fair share	87%	13%	+74%

Latinos

	Total Favorable	Total Unfavorable	Net (Favorable-Unfavorable)
Donald Trump	22%	74%	-52%
Democrats in Congress	61%	30%	+30%
Republicans in Congress	9%	74%	-65%
Nancy Pelosi, the Speaker of the House	4%	35%	-30%
Mitch McConnell, the Senate Majority Leader	0%	70%	-70%
The plan for a wall on the southern border	4%	61%	-57%
The Affordable Care Act or Obamacare	4%	26%	-22%
The new tax cut for corporations and individuals	35%	57%	-22%
New tariffs on trade with China	0%	57%	-57%
Medicare for all	0%	22%	-22%
The Green New Deal	4%	30%	-26%
NAFTA, the North American Free Trade Agreement with Mexico, Canada and the United States	0%	13%	-13%
Immigrants to the US	0%	30%	-30%
The N.R.A., or National Rifle Association	0%	74%	-74%
Pro-life, anti-abortion groups	0%	52%	-52%
Labor unions	65%	30%	+35%
Gay marriage	4%	43%	-39%
Fox news	30%	70%	-39%
Planned Parenthood	4%	26%	-22%
Measures to prevent global warming	4%	22%	-17%
CEOs of large businesses	4%	65%	-61%
An Ultra-Millionaire tax to fund student loan debt relief	4%	30%	-26%
Raising taxes on those making over \$250,000 a year so they pay their fair share	78%	17%	+61%

White Millennials

	Total Favorable	Total Unfavorable	Net (Favorable-Unfavorable)
Donald Trump	50%	50%	0%
Democrats in Congress	36%	50%	-14%
Republicans in Congress	0%	57%	-57%
Nancy Pelosi, the Speaker of the House	0%	50%	-50%
Mitch McConnell, the Senate Majority Leader	7%	50%	-43%
The plan for a wall on the southern border	0%	50%	-50%
The Affordable Care Act or Obamacare	0%	43%	-43%
The new tax cut for corporations and individuals	50%	43%	+7%
New tariffs on trade with China	0%	43%	-43%
Medicare for all	0%	36%	-36%
The Green New Deal	7%	36%	-29%
NAFTA, the North American Free Trade Agreement with Mexico, Canada and the United States	0%	29%	-29%
Immigrants to the US	7%	29%	-21%
The N.R.A., or National Rifle Association	14%	50%	-36%
Pro-life, anti-abortion groups	7%	50%	-43%
Labor unions	50%	43%	+7%
Gay marriage	0%	50%	-50%
Fox news	43%	50%	-7%
Planned Parenthood	0%	50%	-50%
Measures to prevent global warming	0%	29%	-29%
CEOs of large businesses	7%	50%	-43%
An Ultra-Millionaire tax to fund student loan debt relief	0%	29%	-29%
Raising taxes on those making over \$250,000 a year so they pay their fair share	64%	36%	+29%

White Unmarried Women

	Total Favorable	Total Unfavorable	Net (Favorable-Unfavorable)
Donald Trump	35%	65%	-30%
Democrats in Congress	35%	50%	-15%
Republicans in Congress	0%	55%	-55%
Nancy Pelosi, the Speaker of the House	0%	55%	-55%
Mitch McConnell, the Senate Majority Leader	0%	60%	-60%
The plan for a wall on the southern border	0%	65%	-65%
The Affordable Care Act or Obamacare	0%	45%	-45%
The new tax cut for corporations and individuals	30%	60%	-30%
New tariffs on trade with China	0%	45%	-45%
Medicare for all	0%	25%	-25%
The Green New Deal	0%	35%	-35%
NAFTA, the North American Free Trade Agreement with Mexico, Canada and the United States	0%	30%	-30%
Immigrants to the US	0%	30%	-30%
The N.R.A., or National Rifle Association	5%	70%	-65%
Pro-life, anti-abortion groups	0%	55%	-55%
Labor unions	40%	45%	-5%
Gay marriage	0%	40%	-40%
Fox news	40%	50%	-10%
Planned Parenthood	0%	55%	-55%
Measures to prevent global warming	0%	35%	-35%
CEOs of large businesses	0%	85%	-85%
An Ultra-Millionaire tax to fund student loan debt relief	5%	25%	-20%
Raising taxes on those making over \$250,000 a year so they pay their fair share	95%	0%	+95%

White Working Class Women

	Total Favorable	Total Unfavorable	Net (Favorable-Unfavorable)
Donald Trump	52%	48%	+4%
Democrats in Congress	40%	56%	-16%
Republicans in Congress	0%	48%	-48%
Nancy Pelosi, the Speaker of the House	0%	64%	-64%
Mitch McConnell, the Senate Majority Leader	4%	52%	-48%
The plan for a wall on the southern border	0%	32%	-32%
The Affordable Care Act or Obamacare	0%	60%	-60%
The new tax cut for corporations and individuals	64%	36%	+28%
New tariffs on trade with China	0%	32%	-32%
Medicare for all	0%	44%	-44%
The Green New Deal	0%	48%	-48%
NAFTA, the North American Free Trade Agreement with Mexico, Canada and the United States	0%	36%	-36%
Immigrants to the US	0%	60%	-60%
The N.R.A., or National Rifle Association	0%	52%	-52%
Pro-life, anti-abortion groups	4%	48%	-44%
Labor unions	64%	28%	+36%
Gay marriage	0%	44%	-44%
Fox news	60%	36%	+24%
Planned Parenthood	0%	40%	-40%
Measures to prevent global warming	0%	32%	-32%
CEOs of large businesses	0%	68%	-68%
An Ultra-Millionaire tax to fund student loan debt relief	0%	48%	-48%
Raising taxes on those making over \$250,000 a year so they pay their fair share	72%	28%	+44%

White College Women

	Total Favorable	Total Unfavorable	Net (Favorable-Unfavorable)
Donald Trump	31%	69%	-38%
Democrats in Congress	48%	41%	+7%
Republicans in Congress	0%	59%	-59%
Nancy Pelosi, the Speaker of the House	0%	55%	-55%
Mitch McConnell, the Senate Majority Leader	0%	62%	-62%
The plan for a wall on the southern border	0%	59%	-59%
The Affordable Care Act or Obamacare	0%	34%	-34%
The new tax cut for corporations and individuals	48%	48%	0%
New tariffs on trade with China	0%	52%	-52%
Medicare for all	0%	45%	-45%
The Green New Deal	3%	31%	-28%
NAFTA, the North American Free Trade Agreement with Mexico, Canada and the United States	3%	31%	-28%
Immigrants to the US	0%	52%	-52%
The N.R.A., or National Rifle Association	0%	55%	-55%
Pro-life, anti-abortion groups	3%	48%	-45%
Labor unions	48%	45%	+3%
Gay marriage	3%	41%	-38%
Fox news	41%	55%	-14%
Planned Parenthood	0%	34%	-34%
Measures to prevent global warming	0%	17%	-17%
CEOs of large businesses	3%	83%	-79%
An Ultra-Millionaire tax to fund student loan debt relief	0%	41%	-41%
Raising taxes on those making over \$250,000 a year so they pay their fair share	76%	24%	+52%

White Working Class Men

	Total Favorable	Total Unfavorable	Net (Favorable-Unfavorable)
Donald Trump	55%	45%	+9%
Democrats in Congress	45%	55%	-9%
Republicans in Congress	0%	59%	-59%
Nancy Pelosi, the Speaker of the House	0%	64%	-64%
Mitch McConnell, the Senate Majority Leader	0%	64%	-64%
The plan for a wall on the southern border	0%	41%	-41%
The Affordable Care Act or Obamacare	0%	55%	-55%
The new tax cut for corporations and individuals	55%	41%	+14%
New tariffs on trade with China	0%	50%	-50%
Medicare for all	0%	41%	-41%
The Green New Deal	0%	41%	-41%
NAFTA, the North American Free Trade Agreement with Mexico, Canada and the United States	0%	23%	-23%
Immigrants to the US	0%	41%	-41%
The N.R.A., or National Rifle Association	0%	32%	-32%
Pro-life, anti-abortion groups	0%	41%	-41%
Labor unions	59%	41%	+18%
Gay marriage	0%	23%	-23%
Fox news	55%	45%	+9%
Planned Parenthood	0%	32%	-32%
Measures to prevent global warming	0%	23%	-23%
CEOs of large businesses	0%	64%	-64%
An Ultra-Millionaire tax to fund student loan debt relief	0%	41%	-41%
Raising taxes on those making over \$250,000 a year so they pay their fair share	77%	23%	+55%

(Summary Table) Pre-Post Candidate Favorability Nets

Total

	Pre-Favorable	Pre-Unfavorable	Post-Favorable	Post-Unfavorable	Pre Net (Favorable-Unfavorable)	Post Net (Favorable-Unfavorable)	Post Net-Pre Net
Joe Biden	62%	34%	65%	34%	+28%	+31%	+3%
Bernie Sanders	52%	43%	54%	45%	+10%	+8%	-1%
Kamala Harris	45%	47%	63%	34%	-3%	+29%	+31%
Pete Buttigieg	48%	39%	60%	36%	+9%	+24%	+15%
Andrew Yang	33%	47%	42%	52%	-14%	-10%	+4%
Kristen Gillibrand	39%	45%	47%	48%	-6%	-1%	+6%
John Hickenlooper	31%	46%	45%	48%	-15%	-3%	+12%
Michael Bennet	36%	43%	36%	50%	-7%	-15%	-8%
Marianne Williamson	31%	50%	37%	57%	-20%	-20%	-1%
Eric Swalwell	34%	47%	38%	53%	-13%	-15%	-2%

African Americans

	Pre-Favorable	Pre-Unfavorable	Post-Favorable	Post-Unfavorable	Pre Net (Favorable-Unfavorable)	Post Net (Favorable-Unfavorable)	Post Net-Pre Net
Joe Biden	75%	17%	88%	8%	+58%	+79%	+21%
Bernie Sanders	79%	17%	79%	17%	+63%	+63%	0%
Kamala Harris	67%	17%	92%	8%	+50%	+83%	+33%
Pete Buttigieg	58%	25%	54%	33%	+33%	+21%	-12%
Andrew Yang	46%	29%	79%	21%	+17%	+58%	+42%
Kristen Gillibrand	63%	21%	67%	21%	+42%	+46%	+4%
John Hickenlooper	42%	29%	54%	33%	+13%	+21%	+8%
Michael Bennet	46%	33%	54%	29%	+13%	+25%	+13%
Marianne Williamson	50%	29%	58%	33%	+21%	+25%	+4%
Eric Swalwell	58%	29%	63%	25%	+29%	+38%	+8%

Latinos

	Pre-Favorable	Pre-Unfavorable	Post-Favorable	Post-Unfavorable	Pre Net (Favorable-Unfavorable)	Post Net (Favorable-Unfavorable)	Post Net-Pre Net
Joe Biden	57%	30%	70%	30%	+26%	+39%	+13%
Bernie Sanders	61%	35%	70%	30%	+26%	+39%	+13%
Kamala Harris	48%	48%	70%	17%	0%	+52%	+52%
Pete Buttigieg	61%	30%	70%	26%	+30%	+43%	+13%
Andrew Yang	39%	43%	39%	48%	-4%	-9%	-4%
Kristen Gillibrand	39%	57%	65%	30%	-17%	+35%	+52%
John Hickenlooper	30%	52%	48%	39%	-22%	+9%	+30%
Michael Bennet	48%	43%	30%	39%	+4%	-9%	-13%
Marianne Williamson	26%	52%	52%	39%	-26%	+13%	+39%
Eric Swalwell	30%	52%	48%	43%	-22%	+4%	+26%

White Millennials

	Pre-Favorable	Pre-Unfavorable	Post-Favorable	Post-Unfavorable	Pre Net (Favorable-Unfavorable)	Post Net (Favorable-Unfavorable)	Post Net-Pre Net
Joe Biden	36%	57%	50%	50%	-21%	0%	+21%
Bernie Sanders	43%	57%	36%	64%	-14%	-29%	-14%
Kamala Harris	36%	57%	43%	57%	-21%	-14%	+7%
Pete Buttigieg	50%	29%	50%	50%	+21%	0%	-21%
Andrew Yang	36%	50%	36%	57%	-14%	-21%	-7%
Kristen Gillibrand	36%	36%	36%	64%	0%	-29%	-29%
John Hickenlooper	14%	50%	7%	86%	-36%	-79%	-43%
Michael Bennet	43%	29%	21%	71%	+14%	-50%	-64%
Marianne Williamson	21%	50%	29%	71%	-29%	-43%	-14%
Eric Swalwell	29%	57%	29%	71%	-29%	-43%	-14%

White Unmarried Women

	Pre-Favorable	Pre-Unfavorable	Post-Favorable	Post-Unfavorable	Pre Net (Favorable-Unfavorable)	Post Net (Favorable-Unfavorable)	Post Net-Pre Net
Joe Biden	65%	30%	65%	35%	+35%	+30%	-5%
Bernie Sanders	60%	30%	70%	30%	+30%	+40%	+10%
Kamala Harris	40%	50%	60%	35%	-10%	+25%	+35%
Pete Buttigieg	25%	45%	55%	35%	-20%	+20%	+40%
Andrew Yang	30%	35%	45%	50%	-5%	-5%	0%
Kristen Gillibrand	30%	40%	50%	45%	-10%	+5%	+15%
John Hickenlooper	20%	40%	50%	40%	-20%	+10%	+30%
Michael Bennet	20%	40%	30%	50%	-20%	-20%	0%
Marianne Williamson	25%	50%	25%	70%	-25%	-45%	-20%
Eric Swalwell	15%	40%	25%	65%	-25%	-40%	-15%

White Working Class Women

	Pre-Favorable	Pre-Unfavorable	Post-Favorable	Post-Unfavorable	Pre Net (Favorable-Unfavorable)	Post Net (Favorable-Unfavorable)	Post Net-Pre Net
Joe Biden	52%	48%	44%	56%	+4%	-12%	-16%
Bernie Sanders	20%	72%	28%	68%	-52%	-40%	+12%
Kamala Harris	36%	60%	52%	48%	-24%	+4%	+28%
Pete Buttigieg	40%	56%	56%	44%	-16%	+12%	+28%
Andrew Yang	24%	60%	32%	64%	-36%	-32%	+4%
Kristen Gillibrand	32%	56%	36%	64%	-24%	-28%	-4%
John Hickenlooper	28%	64%	36%	60%	-36%	-24%	+12%
Michael Bennet	20%	64%	24%	68%	-44%	-44%	0%
Marianne Williamson	28%	64%	28%	64%	-36%	-36%	0%
Eric Swalwell	16%	68%	20%	68%	-52%	-48%	+4%

White College Women

	Pre-Favorable	Pre-Unfavorable	Post-Favorable	Post-Unfavorable	Pre Net (Favorable-Unfavorable)	Post Net (Favorable-Unfavorable)	Post Net-Pre Net
Joe Biden	72%	28%	69%	31%	+45%	+38%	-7%
Bernie Sanders	48%	48%	38%	62%	0%	-24%	-24%
Kamala Harris	52%	41%	66%	34%	+10%	+31%	+21%
Pete Buttigieg	48%	38%	72%	24%	+10%	+48%	+38%
Andrew Yang	28%	48%	24%	69%	-21%	-45%	-24%
Kristen Gillibrand	38%	41%	38%	55%	-3%	-17%	-14%
John Hickenlooper	45%	34%	59%	41%	+10%	+17%	+7%
Michael Bennet	38%	38%	48%	45%	0%	+3%	+3%
Marianne Williamson	41%	41%	34%	62%	0%	-28%	-28%
Eric Swalwell	45%	31%	48%	48%	+14%	0%	-14%

White Working Class Men

	Pre-Favorable	Pre-Unfavorable	Post-Favorable	Post-Unfavorable	Pre Net (Favorable-Unfavorable)	Post Net (Favorable-Unfavorable)	Post Net-Pre Net
Joe Biden	64%	36%	64%	32%	+27%	+32%	+5%
Bernie Sanders	55%	41%	55%	45%	+14%	+9%	-5%
Kamala Harris	27%	64%	50%	50%	-36%	0%	+36%
Pete Buttigieg	50%	45%	55%	45%	+5%	+9%	+5%
Andrew Yang	32%	64%	41%	55%	-32%	-14%	+18%
Kristen Gillibrand	32%	64%	36%	59%	-32%	-23%	+9%
John Hickenlooper	27%	59%	45%	55%	-32%	-9%	+23%
Michael Bennet	41%	50%	32%	59%	-9%	-27%	-18%
Marianne Williamson	14%	68%	27%	68%	-55%	-41%	+14%
Eric Swalwell	36%	59%	23%	59%	-23%	-36%	-14%

(Summary Table) Pre Candidate Favorability Net

Total

	Total Favorable	Total Unfavorable	Net (Favorable-Unfavorable)
Joe Biden	62%	34%	+28%
Bernie Sanders	52%	43%	+10%
Kamala Harris	45%	47%	-3%
Pete Buttigieg	48%	39%	+9%
Andrew Yang	33%	47%	-14%
Kristen Gillibrand	39%	45%	-6%
John Hickenlooper	31%	46%	-15%
Michael Bennet	36%	43%	-7%
Marianne Williamson	31%	50%	-20%
Eric Swalwell	34%	47%	-13%

African Americans

	Total Favorable	Total Unfavorable	Net (Favorable-Unfavorable)
Joe Biden	75%	17%	+58%
Bernie Sanders	79%	17%	+63%
Kamala Harris	67%	17%	+50%
Pete Buttigieg	58%	25%	+33%
Andrew Yang	46%	29%	+17%
Kristen Gillibrand	63%	21%	+42%
John Hickenlooper	42%	29%	+13%
Michael Bennet	46%	33%	+13%
Marianne Williamson	50%	29%	+21%
Eric Swalwell	58%	29%	+29%

Latinos

	Total Favorable	Total Unfavorable	Net (Favorable-Unfavorable)
Joe Biden	57%	30%	+26%
Bernie Sanders	61%	35%	+26%
Kamala Harris	48%	48%	0%
Pete Buttigieg	61%	30%	+30%
Andrew Yang	39%	43%	-4%
Kristen Gillibrand	39%	57%	-17%
John Hickenlooper	30%	52%	-22%
Michael Bennet	48%	43%	+4%
Marianne Williamson	26%	52%	-26%
Eric Swalwell	30%	52%	-22%

White Millennials

	Total Favorable	Total Unfavorable	Net (Favorable-Unfavorable)
Joe Biden	36%	57%	-21%
Bernie Sanders	43%	57%	-14%
Kamala Harris	36%	57%	-21%
Pete Buttigieg	50%	29%	+21%
Andrew Yang	36%	50%	-14%
Kristen Gillibrand	36%	36%	0%
John Hickenlooper	14%	50%	-36%
Michael Bennet	43%	29%	+14%
Marianne Williamson	21%	50%	-29%
Eric Swalwell	29%	57%	-29%

White Unmarried Women

	Total Favorable	Total Unfavorable	Net (Favorable-Unfavorable)
Joe Biden	65%	30%	+35%
Bernie Sanders	60%	30%	+30%
Kamala Harris	40%	50%	-10%
Pete Buttigieg	25%	45%	-20%
Andrew Yang	30%	35%	-5%
Kristen Gillibrand	30%	40%	-10%
John Hickenlooper	20%	40%	-20%
Michael Bennet	20%	40%	-20%
Marianne Williamson	25%	50%	-25%
Eric Swalwell	15%	40%	-25%

White Working Class Women

	Total Favorable	Total Unfavorable	Net (Favorable-Unfavorable)
Joe Biden	52%	48%	+4%
Bernie Sanders	20%	72%	-52%
Kamala Harris	36%	60%	-24%
Pete Buttigieg	40%	56%	-16%
Andrew Yang	24%	60%	-36%
Kristen Gillibrand	32%	56%	-24%
John Hickenlooper	28%	64%	-36%
Michael Bennet	20%	64%	-44%
Marianne Williamson	28%	64%	-36%
Eric Swalwell	16%	68%	-52%

White College Women

	Total Favorable	Total Unfavorable	Net (Favorable-Unfavorable)
Joe Biden	72%	28%	+45%
Bernie Sanders	48%	48%	0%
Kamala Harris	52%	41%	+10%
Pete Buttigieg	48%	38%	+10%
Andrew Yang	28%	48%	-21%
Kristen Gillibrand	38%	41%	-3%
John Hickenlooper	45%	34%	+10%
Michael Bennet	38%	38%	0%
Marianne Williamson	41%	41%	0%
Eric Swalwell	45%	31%	+14%

White Working Class Men

	Total Favorable	Total Unfavorable	Net (Favorable-Unfavorable)
Joe Biden	64%	36%	+27%
Bernie Sanders	55%	41%	+14%
Kamala Harris	27%	64%	-36%
Pete Buttigieg	50%	45%	+5%
Andrew Yang	32%	64%	-32%
Kristen Gillibrand	32%	64%	-32%
John Hickenlooper	27%	59%	-32%
Michael Bennet	41%	50%	-9%
Marianne Williamson	14%	68%	-55%
Eric Swalwell	36%	59%	-23%

(Summary Table) Post Candidate Favorability Net

Total

	Total Favorable	Total Unfavorable	Net (Favorable-Unfavorable)
Joe Biden	65%	34%	+31%
Bernie Sanders	54%	45%	+8%
Kamala Harris	63%	34%	+29%
Pete Buttigieg	60%	36%	+24%
Andrew Yang	42%	52%	-10%
Kristen Gillibrand	47%	48%	-1%
John Hickenlooper	45%	48%	-3%
Michael Bennet	36%	50%	-15%
Marianne Williamson	37%	57%	-20%
Eric Swalwell	38%	53%	-15%

African Americans

	Total Favorable	Total Unfavorable	Net (Favorable-Unfavorable)
Joe Biden	88%	8%	+79%
Bernie Sanders	79%	17%	+63%
Kamala Harris	92%	8%	+83%
Pete Buttigieg	54%	33%	+21%
Andrew Yang	79%	21%	+58%
Kristen Gillibrand	67%	21%	+46%
John Hickenlooper	54%	33%	+21%
Michael Bennet	54%	29%	+25%
Marianne Williamson	58%	33%	+25%
Eric Swalwell	63%	25%	+38%

Latinos

	Total Favorable	Total Unfavorable	Net (Favorable-Unfavorable)
Joe Biden	70%	30%	+39%
Bernie Sanders	70%	30%	+39%
Kamala Harris	70%	17%	+52%
Pete Buttigieg	70%	26%	+43%
Andrew Yang	39%	48%	-9%
Kristen Gillibrand	65%	30%	+35%
John Hickenlooper	48%	39%	+9%
Michael Bennet	30%	39%	-9%
Marianne Williamson	52%	39%	+13%
Eric Swalwell	48%	43%	+4%

White Millennials

	Total Favorable	Total Unfavorable	Net (Favorable-Unfavorable)
Joe Biden	50%	50%	0%
Bernie Sanders	36%	64%	-29%
Kamala Harris	43%	57%	-14%
Pete Buttigieg	50%	50%	0%
Andrew Yang	36%	57%	-21%
Kristen Gillibrand	36%	64%	-29%
John Hickenlooper	7%	86%	-79%
Michael Bennet	21%	71%	-50%
Marianne Williamson	29%	71%	-43%
Eric Swalwell	29%	71%	-43%

White Unmarried Women

	Total Favorable	Total Unfavorable	Net (Favorable-Unfavorable)
Joe Biden	65%	35%	+30%
Bernie Sanders	70%	30%	+40%
Kamala Harris	60%	35%	+25%
Pete Buttigieg	55%	35%	+20%
Andrew Yang	45%	50%	-5%
Kristen Gillibrand	50%	45%	+5%
John Hickenlooper	50%	40%	+10%
Michael Bennet	30%	50%	-20%
Marianne Williamson	25%	70%	-45%
Eric Swalwell	25%	65%	-40%

White Working Class Women

	Total Favorable	Total Unfavorable	Net (Favorable-Unfavorable)
Joe Biden	44%	56%	-12%
Bernie Sanders	28%	68%	-40%
Kamala Harris	52%	48%	+4%
Pete Buttigieg	56%	44%	+12%
Andrew Yang	32%	64%	-32%
Kristen Gillibrand	36%	64%	-28%
John Hickenlooper	36%	60%	-24%
Michael Bennet	24%	68%	-44%
Marianne Williamson	28%	64%	-36%
Eric Swalwell	20%	68%	-48%

White College Women

	Total Favorable	Total Unfavorable	Net (Favorable-Unfavorable)
Joe Biden	69%	31%	+38%
Bernie Sanders	38%	62%	-24%
Kamala Harris	66%	34%	+31%
Pete Buttigieg	72%	24%	+48%
Andrew Yang	24%	69%	-45%
Kristen Gillibrand	38%	55%	-17%
John Hickenlooper	59%	41%	+17%
Michael Bennet	48%	45%	+3%
Marianne Williamson	34%	62%	-28%
Eric Swalwell	48%	48%	0%

White Working Class Men

	Total Favorable	Total Unfavorable	Net (Favorable-Unfavorable)
Joe Biden	64%	32%	+32%
Bernie Sanders	55%	45%	+9%
Kamala Harris	50%	50%	0%
Pete Buttigieg	55%	45%	+9%
Andrew Yang	41%	55%	-14%
Kristen Gillibrand	36%	59%	-23%
John Hickenlooper	45%	55%	-9%
Michael Bennet	32%	59%	-27%
Marianne Williamson	27%	68%	-41%
Eric Swalwell	23%	59%	-36%

(Summary Table) Joe Biden Pre-Post Favorability Net

Total

	Pre	Post	Shift (Post-Pre)
Very favorable (76-100)	33%	37%	+4%
Favorable (51-75)	29%	28%	-1%
Neutral (50)	4%	1%	-3%
Unfavorable (26-49)	15%	9%	-6%
Very unfavorable (0-25)	19%	25%	+6%
Total Favorable (51-100)	62%	65%	+3%
Total Unfavorable (0-49)	34%	34%	0%

African Americans

	Pre	Post	Shift (Post-Pre)
Very favorable (76-100)	63%	67%	+4%
Favorable (51-75)	13%	21%	+8%
Neutral (50)	8%	4%	-4%
Unfavorable (26-49)	4%	4%	0%
Very unfavorable (0-25)	13%	4%	-8%
Total Favorable (51-100)	75%	88%	+13%
Total Unfavorable (0-49)	17%	8%	-8%

Latinos

	Pre	Post	Shift (Post-Pre)
Very favorable (76-100)	35%	30%	-4%
Favorable (51-75)	22%	39%	+17%
Neutral (50)	13%	0%	-13%
Unfavorable (26-49)	22%	13%	-9%
Very unfavorable (0-25)	9%	17%	+9%
Total Favorable (51-100)	57%	70%	+13%
Total Unfavorable (0-49)	30%	30%	0%

White Millennials

	Pre	Post	Shift (Post-Pre)
Very favorable (76-100)	14%	14%	0%
Favorable (51-75)	21%	36%	+14%
Neutral (50)	7%	0%	-7%
Unfavorable (26-49)	21%	7%	-14%
Very unfavorable (0-25)	36%	43%	+7%
Total Favorable (51-100)	36%	50%	+14%
Total Unfavorable (0-49)	57%	50%	-7%

White Unmarried Women

	Pre	Post	Shift (Post-Pre)
Very favorable (76-100)	20%	35%	+15%
Favorable (51-75)	45%	30%	-15%
Neutral (50)	5%	0%	-5%
Unfavorable (26-49)	15%	15%	0%
Very unfavorable (0-25)	15%	20%	+5%
Total Favorable (51-100)	65%	65%	0%
Total Unfavorable (0-49)	30%	35%	+5%

White Working Class Women

	Pre	Post	Shift (Post-Pre)
Very favorable (76-100)	16%	36%	+20%
Favorable (51-75)	36%	8%	-28%
Neutral (50)	0%	0%	0%
Unfavorable (26-49)	8%	8%	0%
Very unfavorable (0-25)	40%	48%	+8%
Total Favorable (51-100)	52%	44%	-8%
Total Unfavorable (0-49)	48%	56%	+8%

White College Women

	Pre	Post	Shift (Post-Pre)
Very favorable (76-100)	34%	28%	-7%
Favorable (51-75)	38%	41%	+3%
Neutral (50)	0%	0%	0%
Unfavorable (26-49)	24%	14%	-10%
Very unfavorable (0-25)	3%	17%	+14%
Total Favorable (51-100)	72%	69%	-3%
Total Unfavorable (0-49)	28%	31%	+3%

White Working Class Men

	Pre	Post	Shift (Post-Pre)
Very favorable (76-100)	41%	41%	0%
Favorable (51-75)	23%	23%	0%
Neutral (50)	0%	5%	+5%
Unfavorable (26-49)	9%	0%	-9%
Very unfavorable (0-25)	27%	32%	+5%
Total Favorable (51-100)	64%	64%	0%
Total Unfavorable (0-49)	36%	32%	-5%

(Summary Table) Bernie Sanders Pre-Post Favorability Net

Total

	Pre	Post	Shift (Post-Pre)
Very favorable (76-100)	27%	23%	-4%
Favorable (51-75)	25%	31%	+5%
Neutral (50)	5%	1%	-4%
Unfavorable (26-49)	13%	13%	0%
Very unfavorable (0-25)	30%	32%	+3%
Total Favorable (51-100)	52%	54%	+1%
Total Unfavorable (0-49)	43%	45%	+3%

African Americans

	Pre	Post	Shift (Post-Pre)
Very favorable (76-100)	50%	50%	0%
Favorable (51-75)	29%	29%	0%
Neutral (50)	4%	4%	0%
Unfavorable (26-49)	8%	8%	0%
Very unfavorable (0-25)	8%	8%	0%
Total Favorable (51-100)	79%	79%	0%
Total Unfavorable (0-49)	17%	17%	0%

Latinos

	Pre	Post	Shift (Post-Pre)
Very favorable (76-100)	43%	26%	-17%
Favorable (51-75)	17%	43%	+26%
Neutral (50)	4%	0%	-4%
Unfavorable (26-49)	9%	9%	0%
Very unfavorable (0-25)	26%	22%	-4%
Total Favorable (51-100)	61%	70%	+9%
Total Unfavorable (0-49)	35%	30%	-4%

White Millennials

	Pre	Post	Shift (Post-Pre)
Very favorable (76-100)	14%	14%	0%
Favorable (51-75)	29%	21%	-7%
Neutral (50)	0%	0%	0%
Unfavorable (26-49)	21%	7%	-14%
Very unfavorable (0-25)	36%	57%	+21%
Total Favorable (51-100)	43%	36%	-7%
Total Unfavorable (0-49)	57%	64%	+7%

White Unmarried Women

	Pre	Post	Shift (Post-Pre)
Very favorable (76-100)	20%	30%	+10%
Favorable (51-75)	40%	40%	0%
Neutral (50)	10%	0%	-10%
Unfavorable (26-49)	15%	10%	-5%
Very unfavorable (0-25)	15%	20%	+5%
Total Favorable (51-100)	60%	70%	+10%
Total Unfavorable (0-49)	30%	30%	0%

White Working Class Women

	Pre	Post	Shift (Post-Pre)
Very favorable (76-100)	8%	4%	-4%
Favorable (51-75)	12%	24%	+12%
Neutral (50)	8%	4%	-4%
Unfavorable (26-49)	24%	28%	+4%
Very unfavorable (0-25)	48%	40%	-8%
Total Favorable (51-100)	20%	28%	+8%
Total Unfavorable (0-49)	72%	68%	-4%

White College Women

	Pre	Post	Shift (Post-Pre)
Very favorable (76-100)	17%	7%	-10%
Favorable (51-75)	31%	31%	0%
Neutral (50)	3%	0%	-3%
Unfavorable (26-49)	10%	14%	+3%
Very unfavorable (0-25)	38%	48%	+10%
Total Favorable (51-100)	48%	38%	-10%
Total Unfavorable (0-49)	48%	62%	+14%

White Working Class Men

	Pre	Post	Shift (Post-Pre)
Very favorable (76-100)	32%	32%	0%
Favorable (51-75)	23%	23%	0%
Neutral (50)	5%	0%	-5%
Unfavorable (26-49)	5%	9%	+5%
Very unfavorable (0-25)	36%	36%	0%
Total Favorable (51-100)	55%	55%	0%
Total Unfavorable (0-49)	41%	45%	+5%

(Summary Table) Kamala Harris Pre-Post Favorability Net

Total

	Pre	Post	Shift (Post-Pre)
Very favorable (76-100)	20%	37%	+17%
Favorable (51-75)	24%	26%	+2%
Neutral (50)	8%	3%	-6%
Unfavorable (26-49)	21%	10%	-11%
Very unfavorable (0-25)	26%	24%	-2%
Total Favorable (51-100)	45%	63%	+18%
Total Unfavorable (0-49)	47%	34%	-13%

African Americans

	Pre	Post	Shift (Post-Pre)
Very favorable (76-100)	42%	50%	+8%
Favorable (51-75)	25%	42%	+17%
Neutral (50)	17%	0%	-17%
Unfavorable (26-49)	8%	4%	-4%
Very unfavorable (0-25)	8%	4%	-4%
Total Favorable (51-100)	67%	92%	+25%
Total Unfavorable (0-49)	17%	8%	-8%

Latinos

	Pre	Post	Shift (Post-Pre)
Very favorable (76-100)	22%	39%	+17%
Favorable (51-75)	26%	30%	+4%
Neutral (50)	4%	13%	+9%
Unfavorable (26-49)	30%	9%	-22%
Very unfavorable (0-25)	17%	9%	-9%
Total Favorable (51-100)	48%	70%	+22%
Total Unfavorable (0-49)	48%	17%	-30%

White Millennials

	Pre	Post	Shift (Post-Pre)
Very favorable (76-100)	0%	14%	+14%
Favorable (51-75)	36%	29%	-7%
Neutral (50)	7%	0%	-7%
Unfavorable (26-49)	21%	7%	-14%
Very unfavorable (0-25)	36%	50%	+14%
Total Favorable (51-100)	36%	43%	+7%
Total Unfavorable (0-49)	57%	57%	0%

White Unmarried Women

	Pre	Post	Shift (Post-Pre)
Very favorable (76-100)	10%	40%	+30%
Favorable (51-75)	30%	20%	-10%
Neutral (50)	10%	5%	-5%
Unfavorable (26-49)	25%	10%	-15%
Very unfavorable (0-25)	25%	25%	0%
Total Favorable (51-100)	40%	60%	+20%
Total Unfavorable (0-49)	50%	35%	-15%

White Working Class Women

	Pre	Post	Shift (Post-Pre)
Very favorable (76-100)	12%	36%	+24%
Favorable (51-75)	24%	16%	-8%
Neutral (50)	4%	0%	-4%
Unfavorable (26-49)	16%	4%	-12%
Very unfavorable (0-25)	44%	44%	0%
Total Favorable (51-100)	36%	52%	+16%
Total Unfavorable (0-49)	60%	48%	-12%

White College Women

	Pre	Post	Shift (Post-Pre)
Very favorable (76-100)	28%	38%	+10%
Favorable (51-75)	24%	28%	+3%
Neutral (50)	7%	0%	-7%
Unfavorable (26-49)	24%	24%	0%
Very unfavorable (0-25)	17%	10%	-7%
Total Favorable (51-100)	52%	66%	+14%
Total Unfavorable (0-49)	41%	34%	-7%

White Working Class Men

	Pre	Post	Shift (Post-Pre)
Very favorable (76-100)	18%	32%	+14%
Favorable (51-75)	9%	18%	+9%
Neutral (50)	9%	0%	-9%
Unfavorable (26-49)	23%	9%	-14%
Very unfavorable (0-25)	41%	41%	0%
Total Favorable (51-100)	27%	50%	+23%
Total Unfavorable (0-49)	64%	50%	-14%

(Summary Table) Pete Buttigieg Pre-Post Favorability Net

Total

	Pre	Post	Shift (Post-Pre)
Very favorable (76-100)	17%	23%	+6%
Favorable (51-75)	31%	37%	+6%
Neutral (50)	13%	4%	-9%
Unfavorable (26-49)	18%	15%	-3%
Very unfavorable (0-25)	21%	21%	0%
Total Favorable (51-100)	48%	60%	+12%
Total Unfavorable (0-49)	39%	36%	-3%

African Americans

	Pre	Post	Shift (Post-Pre)
Very favorable (76-100)	17%	17%	0%
Favorable (51-75)	42%	38%	-4%
Neutral (50)	17%	13%	-4%
Unfavorable (26-49)	13%	21%	+8%
Very unfavorable (0-25)	13%	13%	0%
Total Favorable (51-100)	58%	54%	-4%
Total Unfavorable (0-49)	25%	33%	+8%

Latinos

	Pre	Post	Shift (Post-Pre)
Very favorable (76-100)	17%	22%	+4%
Favorable (51-75)	43%	48%	+4%
Neutral (50)	9%	4%	-4%
Unfavorable (26-49)	9%	13%	+4%
Very unfavorable (0-25)	22%	13%	-9%
Total Favorable (51-100)	61%	70%	+9%
Total Unfavorable (0-49)	30%	26%	-4%

White Millennials

	Pre	Post	Shift (Post-Pre)
Very favorable (76-100)	7%	14%	+7%
Favorable (51-75)	43%	36%	-7%
Neutral (50)	21%	0%	-21%
Unfavorable (26-49)	14%	7%	-7%
Very unfavorable (0-25)	14%	43%	+29%
Total Favorable (51-100)	50%	50%	0%
Total Unfavorable (0-49)	29%	50%	+21%

White Unmarried Women

	Pre	Post	Shift (Post-Pre)
Very favorable (76-100)	10%	25%	+15%
Favorable (51-75)	15%	30%	+15%
Neutral (50)	30%	10%	-20%
Unfavorable (26-49)	20%	20%	0%
Very unfavorable (0-25)	25%	15%	-10%
Total Favorable (51-100)	25%	55%	+30%
Total Unfavorable (0-49)	45%	35%	-10%

White Working Class Women

	Pre	Post	Shift (Post-Pre)
Very favorable (76-100)	20%	24%	+4%
Favorable (51-75)	20%	32%	+12%
Neutral (50)	4%	0%	-4%
Unfavorable (26-49)	20%	12%	-8%
Very unfavorable (0-25)	36%	32%	-4%
Total Favorable (51-100)	40%	56%	+16%
Total Unfavorable (0-49)	56%	44%	-12%

White College Women

	Pre	Post	Shift (Post-Pre)
Very favorable (76-100)	17%	17%	0%
Favorable (51-75)	31%	55%	+24%
Neutral (50)	14%	3%	-10%
Unfavorable (26-49)	28%	10%	-17%
Very unfavorable (0-25)	10%	14%	+3%
Total Favorable (51-100)	48%	72%	+24%
Total Unfavorable (0-49)	38%	24%	-14%

White Working Class Men

	Pre	Post	Shift (Post-Pre)
Very favorable (76-100)	27%	41%	+14%
Favorable (51-75)	23%	14%	-9%
Neutral (50)	5%	0%	-5%
Unfavorable (26-49)	18%	18%	0%
Very unfavorable (0-25)	27%	27%	0%
Total Favorable (51-100)	50%	55%	+5%
Total Unfavorable (0-49)	45%	45%	0%

(Summary Table) Andrew Yang Pre-Post Favorability Net

Total

	Pre	Post	Shift (Post-Pre)
Very favorable (76-100)	12%	14%	+2%
Favorable (51-75)	21%	28%	+7%
Neutral (50)	20%	6%	-14%
Unfavorable (26-49)	29%	24%	-5%
Very unfavorable (0-25)	18%	29%	+10%
Total Favorable (51-100)	33%	42%	+9%
Total Unfavorable (0-49)	47%	52%	+5%

African Americans

	Pre	Post	Shift (Post-Pre)
Very favorable (76-100)	21%	25%	+4%
Favorable (51-75)	25%	54%	+29%
Neutral (50)	25%	0%	-25%
Unfavorable (26-49)	21%	8%	-13%
Very unfavorable (0-25)	8%	13%	+4%
Total Favorable (51-100)	46%	79%	+33%
Total Unfavorable (0-49)	29%	21%	-8%

Latinos

	Pre	Post	Shift (Post-Pre)
Very favorable (76-100)	17%	17%	0%
Favorable (51-75)	22%	22%	0%
Neutral (50)	17%	13%	-4%
Unfavorable (26-49)	26%	35%	+9%
Very unfavorable (0-25)	17%	13%	-4%
Total Favorable (51-100)	39%	39%	0%
Total Unfavorable (0-49)	43%	48%	+4%

White Millennials

	Pre	Post	Shift (Post-Pre)
Very favorable (76-100)	14%	7%	-7%
Favorable (51-75)	21%	29%	+7%
Neutral (50)	14%	7%	-7%
Unfavorable (26-49)	43%	21%	-21%
Very unfavorable (0-25)	7%	36%	+29%
Total Favorable (51-100)	36%	36%	0%
Total Unfavorable (0-49)	50%	57%	+7%

White Unmarried Women

	Pre	Post	Shift (Post-Pre)
Very favorable (76-100)	5%	25%	+20%
Favorable (51-75)	25%	20%	-5%
Neutral (50)	35%	5%	-30%
Unfavorable (26-49)	15%	25%	+10%
Very unfavorable (0-25)	20%	25%	+5%
Total Favorable (51-100)	30%	45%	+15%
Total Unfavorable (0-49)	35%	50%	+15%

White Working Class Women

	Pre	Post	Shift (Post-Pre)
Very favorable (76-100)	4%	0%	-4%
Favorable (51-75)	20%	32%	+12%
Neutral (50)	16%	4%	-12%
Unfavorable (26-49)	28%	28%	0%
Very unfavorable (0-25)	32%	36%	+4%
Total Favorable (51-100)	24%	32%	+8%
Total Unfavorable (0-49)	60%	64%	+4%

White College Women

	Pre	Post	Shift (Post-Pre)
Very favorable (76-100)	10%	3%	-7%
Favorable (51-75)	17%	21%	+3%
Neutral (50)	24%	7%	-17%
Unfavorable (26-49)	38%	28%	-10%
Very unfavorable (0-25)	10%	41%	+31%
Total Favorable (51-100)	28%	24%	-3%
Total Unfavorable (0-49)	48%	69%	+21%

White Working Class Men

	Pre	Post	Shift (Post-Pre)
Very favorable (76-100)	14%	23%	+9%
Favorable (51-75)	18%	18%	0%
Neutral (50)	5%	5%	0%
Unfavorable (26-49)	32%	18%	-14%
Very unfavorable (0-25)	32%	36%	+5%
Total Favorable (51-100)	32%	41%	+9%
Total Unfavorable (0-49)	64%	55%	-9%

(Summary Table) Kristen Gillibrand Pre-Post Favorability Net

Total

	Pre	Post	Shift (Post-Pre)
Very favorable (76-100)	10%	17%	+8%
Favorable (51-75)	29%	30%	+1%
Neutral (50)	16%	5%	-11%
Unfavorable (26-49)	22%	19%	-3%
Very unfavorable (0-25)	24%	29%	+5%
Total Favorable (51-100)	39%	47%	+8%
Total Unfavorable (0-49)	45%	48%	+3%

African Americans

	Pre	Post	Shift (Post-Pre)
Very favorable (76-100)	17%	25%	+8%
Favorable (51-75)	46%	42%	-4%
Neutral (50)	17%	13%	-4%
Unfavorable (26-49)	17%	17%	0%
Very unfavorable (0-25)	4%	4%	0%
Total Favorable (51-100)	63%	67%	+4%
Total Unfavorable (0-49)	21%	21%	0%

Latinos

	Pre	Post	Shift (Post-Pre)
Very favorable (76-100)	17%	35%	+17%
Favorable (51-75)	22%	30%	+9%
Neutral (50)	4%	4%	0%
Unfavorable (26-49)	30%	17%	-13%
Very unfavorable (0-25)	26%	13%	-13%
Total Favorable (51-100)	39%	65%	+26%
Total Unfavorable (0-49)	57%	30%	-26%

White Millennials

	Pre	Post	Shift (Post-Pre)
Very favorable (76-100)	7%	0%	-7%
Favorable (51-75)	29%	36%	+7%
Neutral (50)	29%	0%	-29%
Unfavorable (26-49)	21%	14%	-7%
Very unfavorable (0-25)	14%	50%	+36%
Total Favorable (51-100)	36%	36%	0%
Total Unfavorable (0-49)	36%	64%	+29%

White Unmarried Women

	Pre	Post	Shift (Post-Pre)
Very favorable (76-100)	5%	20%	+15%
Favorable (51-75)	25%	30%	+5%
Neutral (50)	30%	5%	-25%
Unfavorable (26-49)	20%	15%	-5%
Very unfavorable (0-25)	20%	30%	+10%
Total Favorable (51-100)	30%	50%	+20%
Total Unfavorable (0-49)	40%	45%	+5%

White Working Class Women

	Pre	Post	Shift (Post-Pre)
Very favorable (76-100)	4%	20%	+16%
Favorable (51-75)	28%	16%	-12%
Neutral (50)	12%	0%	-12%
Unfavorable (26-49)	16%	32%	+16%
Very unfavorable (0-25)	40%	32%	-8%
Total Favorable (51-100)	32%	36%	+4%
Total Unfavorable (0-49)	56%	64%	+8%

White College Women

	Pre	Post	Shift (Post-Pre)
Very favorable (76-100)	7%	3%	-3%
Favorable (51-75)	31%	34%	+3%
Neutral (50)	21%	7%	-14%
Unfavorable (26-49)	21%	21%	0%
Very unfavorable (0-25)	21%	34%	+14%
Total Favorable (51-100)	38%	38%	0%
Total Unfavorable (0-49)	41%	55%	+14%

White Working Class Men

	Pre	Post	Shift (Post-Pre)
Very favorable (76-100)	9%	14%	+5%
Favorable (51-75)	23%	23%	0%
Neutral (50)	5%	5%	0%
Unfavorable (26-49)	27%	14%	-14%
Very unfavorable (0-25)	36%	45%	+9%
Total Favorable (51-100)	32%	36%	+5%
Total Unfavorable (0-49)	64%	59%	-5%

(Summary Table) John Hickenlooper Pre-Post Favorability Net

Total

	Pre	Post	Shift (Post-Pre)
Very favorable (76-100)	8%	8%	0%
Favorable (51-75)	23%	37%	+14%
Neutral (50)	22%	6%	-16%
Unfavorable (26-49)	25%	24%	-1%
Very unfavorable (0-25)	21%	24%	+3%
Total Favorable (51-100)	31%	45%	+14%
Total Unfavorable (0-49)	46%	48%	+2%

African Americans

	Pre	Post	Shift (Post-Pre)
Very favorable (76-100)	13%	8%	-4%
Favorable (51-75)	29%	46%	+17%
Neutral (50)	29%	13%	-17%
Unfavorable (26-49)	17%	21%	+4%
Very unfavorable (0-25)	13%	13%	0%
Total Favorable (51-100)	42%	54%	+13%
Total Unfavorable (0-49)	29%	33%	+4%

Latinos

	Pre	Post	Shift (Post-Pre)
Very favorable (76-100)	17%	17%	0%
Favorable (51-75)	13%	30%	+17%
Neutral (50)	17%	13%	-4%
Unfavorable (26-49)	26%	22%	-4%
Very unfavorable (0-25)	26%	17%	-9%
Total Favorable (51-100)	30%	48%	+17%
Total Unfavorable (0-49)	52%	39%	-13%

White Millennials

	Pre	Post	Shift (Post-Pre)
Very favorable (76-100)	0%	0%	0%
Favorable (51-75)	14%	7%	-7%
Neutral (50)	36%	7%	-29%
Unfavorable (26-49)	36%	36%	0%
Very unfavorable (0-25)	14%	50%	+36%
Total Favorable (51-100)	14%	7%	-7%
Total Unfavorable (0-49)	50%	86%	+36%

White Unmarried Women

	Pre	Post	Shift (Post-Pre)
Very favorable (76-100)	0%	5%	+5%
Favorable (51-75)	20%	45%	+25%
Neutral (50)	40%	10%	-30%
Unfavorable (26-49)	25%	25%	0%
Very unfavorable (0-25)	15%	15%	0%
Total Favorable (51-100)	20%	50%	+30%
Total Unfavorable (0-49)	40%	40%	0%

White Working Class Women

	Pre	Post	Shift (Post-Pre)
Very favorable (76-100)	8%	0%	-8%
Favorable (51-75)	20%	36%	+16%
Neutral (50)	8%	4%	-4%
Unfavorable (26-49)	36%	28%	-8%
Very unfavorable (0-25)	28%	32%	+4%
Total Favorable (51-100)	28%	36%	+8%
Total Unfavorable (0-49)	64%	60%	-4%

White College Women

	Pre	Post	Shift (Post-Pre)
Very favorable (76-100)	7%	3%	-3%
Favorable (51-75)	38%	55%	+17%
Neutral (50)	21%	0%	-21%
Unfavorable (26-49)	21%	24%	+3%
Very unfavorable (0-25)	14%	17%	+3%
Total Favorable (51-100)	45%	59%	+14%
Total Unfavorable (0-49)	34%	41%	+7%

White Working Class Men

	Pre	Post	Shift (Post-Pre)
Very favorable (76-100)	9%	23%	+14%
Favorable (51-75)	18%	23%	+5%
Neutral (50)	14%	0%	-14%
Unfavorable (26-49)	23%	18%	-5%
Very unfavorable (0-25)	36%	36%	0%
Total Favorable (51-100)	27%	45%	+18%
Total Unfavorable (0-49)	59%	55%	-5%

(Summary Table) Michael Bennet Pre-Post Favorability Net

Total

	Pre	Post	Shift (Post-Pre)
Very favorable (76-100)	9%	11%	+3%
Favorable (51-75)	27%	24%	-3%
Neutral (50)	20%	14%	-6%
Unfavorable (26-49)	24%	25%	+2%
Very unfavorable (0-25)	20%	25%	+5%
Total Favorable (51-100)	36%	36%	-1%
Total Unfavorable (0-49)	43%	50%	+7%

African Americans

	Pre	Post	Shift (Post-Pre)
Very favorable (76-100)	17%	13%	-4%
Favorable (51-75)	29%	42%	+13%
Neutral (50)	21%	17%	-4%
Unfavorable (26-49)	21%	21%	0%
Very unfavorable (0-25)	13%	8%	-4%
Total Favorable (51-100)	46%	54%	+8%
Total Unfavorable (0-49)	33%	29%	-4%

Latinos

	Pre	Post	Shift (Post-Pre)
Very favorable (76-100)	17%	13%	-4%
Favorable (51-75)	30%	17%	-13%
Neutral (50)	9%	30%	+22%
Unfavorable (26-49)	30%	35%	+4%
Very unfavorable (0-25)	13%	4%	-9%
Total Favorable (51-100)	48%	30%	-17%
Total Unfavorable (0-49)	43%	39%	-4%

White Millennials

	Pre	Post	Shift (Post-Pre)
Very favorable (76-100)	0%	0%	0%
Favorable (51-75)	43%	21%	-21%
Neutral (50)	29%	7%	-21%
Unfavorable (26-49)	21%	29%	+7%
Very unfavorable (0-25)	7%	43%	+36%
Total Favorable (51-100)	43%	21%	-21%
Total Unfavorable (0-49)	29%	71%	+43%

White Unmarried Women

	Pre	Post	Shift (Post-Pre)
Very favorable (76-100)	5%	15%	+10%
Favorable (51-75)	15%	15%	0%
Neutral (50)	40%	20%	-20%
Unfavorable (26-49)	35%	20%	-15%
Very unfavorable (0-25)	5%	30%	+25%
Total Favorable (51-100)	20%	30%	+10%
Total Unfavorable (0-49)	40%	50%	+10%

White Working Class Women

	Pre	Post	Shift (Post-Pre)
Very favorable (76-100)	0%	0%	0%
Favorable (51-75)	20%	24%	+4%
Neutral (50)	16%	8%	-8%
Unfavorable (26-49)	36%	36%	0%
Very unfavorable (0-25)	28%	32%	+4%
Total Favorable (51-100)	20%	24%	+4%
Total Unfavorable (0-49)	64%	68%	+4%

White College Women

	Pre	Post	Shift (Post-Pre)
Very favorable (76-100)	7%	10%	+3%
Favorable (51-75)	31%	38%	+7%
Neutral (50)	24%	7%	-17%
Unfavorable (26-49)	14%	21%	+7%
Very unfavorable (0-25)	24%	24%	0%
Total Favorable (51-100)	38%	48%	+10%
Total Unfavorable (0-49)	38%	45%	+7%

White Working Class Men

	Pre	Post	Shift (Post-Pre)
Very favorable (76-100)	14%	27%	+14%
Favorable (51-75)	27%	5%	-23%
Neutral (50)	9%	9%	0%
Unfavorable (26-49)	9%	18%	+9%
Very unfavorable (0-25)	41%	41%	0%
Total Favorable (51-100)	41%	32%	-9%
Total Unfavorable (0-49)	50%	59%	+9%

(Summary Table) Marianne Williamson Pre-Post Favorability Net

Total

	Pre	Post	Shift (Post-Pre)
Very favorable (76-100)	8%	10%	+2%
Favorable (51-75)	22%	27%	+4%
Neutral (50)	19%	6%	-13%
Unfavorable (26-49)	27%	21%	-6%
Very unfavorable (0-25)	23%	36%	+13%
Total Favorable (51-100)	31%	37%	+6%
Total Unfavorable (0-49)	50%	57%	+7%

African Americans

	Pre	Post	Shift (Post-Pre)
Very favorable (76-100)	21%	17%	-4%
Favorable (51-75)	29%	42%	+13%
Neutral (50)	21%	8%	-13%
Unfavorable (26-49)	21%	21%	0%
Very unfavorable (0-25)	8%	13%	+4%
Total Favorable (51-100)	50%	58%	+8%
Total Unfavorable (0-49)	29%	33%	+4%

Latinos

	Pre	Post	Shift (Post-Pre)
Very favorable (76-100)	17%	17%	0%
Favorable (51-75)	9%	35%	+26%
Neutral (50)	22%	9%	-13%
Unfavorable (26-49)	39%	13%	-26%
Very unfavorable (0-25)	13%	26%	+13%
Total Favorable (51-100)	26%	52%	+26%
Total Unfavorable (0-49)	52%	39%	-13%

White Millennials

	Pre	Post	Shift (Post-Pre)
Very favorable (76-100)	7%	0%	-7%
Favorable (51-75)	14%	29%	+14%
Neutral (50)	29%	0%	-29%
Unfavorable (26-49)	36%	14%	-21%
Very unfavorable (0-25)	14%	57%	+43%
Total Favorable (51-100)	21%	29%	+7%
Total Unfavorable (0-49)	50%	71%	+21%

White Unmarried Women

	Pre	Post	Shift (Post-Pre)
Very favorable (76-100)	5%	0%	-5%
Favorable (51-75)	20%	25%	+5%
Neutral (50)	25%	5%	-20%
Unfavorable (26-49)	25%	25%	0%
Very unfavorable (0-25)	25%	45%	+20%
Total Favorable (51-100)	25%	25%	0%
Total Unfavorable (0-49)	50%	70%	+20%

White Working Class Women

	Pre	Post	Shift (Post-Pre)
Very favorable (76-100)	0%	4%	+4%
Favorable (51-75)	28%	24%	-4%
Neutral (50)	8%	8%	0%
Unfavorable (26-49)	36%	20%	-16%
Very unfavorable (0-25)	28%	44%	+16%
Total Favorable (51-100)	28%	28%	0%
Total Unfavorable (0-49)	64%	64%	0%

White College Women

	Pre	Post	Shift (Post-Pre)
Very favorable (76-100)	3%	17%	+14%
Favorable (51-75)	38%	17%	-21%
Neutral (50)	17%	3%	-14%
Unfavorable (26-49)	14%	31%	+17%
Very unfavorable (0-25)	28%	31%	+3%
Total Favorable (51-100)	41%	34%	-7%
Total Unfavorable (0-49)	41%	62%	+21%

White Working Class Men

	Pre	Post	Shift (Post-Pre)
Very favorable (76-100)	5%	9%	+5%
Favorable (51-75)	9%	18%	+9%
Neutral (50)	18%	5%	-14%
Unfavorable (26-49)	27%	18%	-9%
Very unfavorable (0-25)	41%	50%	+9%
Total Favorable (51-100)	14%	27%	+14%
Total Unfavorable (0-49)	68%	68%	0%

(Summary Table) Eric Swalwell Pre-Post Favorability Net

Total

	Pre	Post	Shift (Post-Pre)
Very favorable (76-100)	11%	11%	-1%
Favorable (51-75)	22%	27%	+4%
Neutral (50)	19%	10%	-10%
Unfavorable (26-49)	25%	21%	-4%
Very unfavorable (0-25)	22%	32%	+10%
Total Favorable (51-100)	34%	38%	+4%
Total Unfavorable (0-49)	47%	53%	+6%

African Americans

	Pre	Post	Shift (Post-Pre)
Very favorable (76-100)	25%	21%	-4%
Favorable (51-75)	33%	42%	+8%
Neutral (50)	13%	13%	0%
Unfavorable (26-49)	21%	13%	-8%
Very unfavorable (0-25)	8%	13%	+4%
Total Favorable (51-100)	58%	63%	+4%
Total Unfavorable (0-49)	29%	25%	-4%

Latinos

	Pre	Post	Shift (Post-Pre)
Very favorable (76-100)	13%	17%	+4%
Favorable (51-75)	17%	30%	+13%
Neutral (50)	17%	9%	-9%
Unfavorable (26-49)	30%	26%	-4%
Very unfavorable (0-25)	22%	17%	-4%
Total Favorable (51-100)	30%	48%	+17%
Total Unfavorable (0-49)	52%	43%	-9%

White Millennials

	Pre	Post	Shift (Post-Pre)
Very favorable (76-100)	0%	0%	0%
Favorable (51-75)	29%	29%	0%
Neutral (50)	14%	0%	-14%
Unfavorable (26-49)	43%	7%	-36%
Very unfavorable (0-25)	14%	64%	+50%
Total Favorable (51-100)	29%	29%	0%
Total Unfavorable (0-49)	57%	71%	+14%

White Unmarried Women

	Pre	Post	Shift (Post-Pre)
Very favorable (76-100)	5%	0%	-5%
Favorable (51-75)	10%	25%	+15%
Neutral (50)	45%	10%	-35%
Unfavorable (26-49)	20%	35%	+15%
Very unfavorable (0-25)	20%	30%	+10%
Total Favorable (51-100)	15%	25%	+10%
Total Unfavorable (0-49)	40%	65%	+25%

White Working Class Women

	Pre	Post	Shift (Post-Pre)
Very favorable (76-100)	0%	0%	0%
Favorable (51-75)	16%	20%	+4%
Neutral (50)	16%	12%	-4%
Unfavorable (26-49)	28%	28%	0%
Very unfavorable (0-25)	40%	40%	0%
Total Favorable (51-100)	16%	20%	+4%
Total Unfavorable (0-49)	68%	68%	0%

White College Women

	Pre	Post	Shift (Post-Pre)
Very favorable (76-100)	17%	14%	-3%
Favorable (51-75)	28%	34%	+7%
Neutral (50)	24%	3%	-21%
Unfavorable (26-49)	21%	24%	+3%
Very unfavorable (0-25)	10%	24%	+14%
Total Favorable (51-100)	45%	48%	+3%
Total Unfavorable (0-49)	31%	48%	+17%

White Working Class Men

	Pre	Post	Shift (Post-Pre)

Very favorable (76-100)	14%	18%	+5%
Favorable (51-75)	23%	5%	-18%
Neutral (50)	5%	18%	+14%
Unfavorable (26-49)	18%	9%	-9%
Very unfavorable (0-25)	41%	50%	+9%
Total Favorable (51-100)	36%	23%	-14%
Total Unfavorable (0-49)	59%	59%	0%

Participant Profiles

African Americans

Name	SAMPLE Q3. PRE 2020 VOTE D3. 2018 VOTE D5. 2016 PRES VOTE DA. GENDER AGE EDUCATION
Altus	African Americans The Democratic candidate Democratic 2018 vote Did not vote 2016 Male 40-59 years Less than College Education
Bob_2	African Americans The Democratic candidate Democratic 2018 vote Voted Democrat Hillary Clinton 2016 Male 40-59 years Less than College Education
Carol_2	African Americans The Democratic candidate Democratic 2018 vote Voted Democrat Hillary Clinton 2016 Female 40-59 years College Education
Danny	African Americans The Democratic candidate Democratic 2018 vote Voted Democrat Hillary Clinton 2016 Male 40-59 years College Education
Daphne	African Americans The Democratic candidate Democratic 2018 vote Voted Democrat Hillary Clinton 2016 Female 40-59 years College Education
Derrick	African Americans The Democratic candidate Democratic 2018 vote Voted Democrat Hillary Clinton 2016 Male 40-59 years College Education
Donell	African Americans The Democratic candidate Democratic 2018 vote Voted Democrat Hillary Clinton 2016 Male 40-59 years College Education
Gail	African Americans The Democratic candidate Democratic 2018 vote Voted Democrat Hillary Clinton 2016 Female 60-69 years Less than College Education
Greg	African Americans Republican Donald Trump Republican 2018 vote Voted Republican Donald Trump 2016 Male 30-39 years Less than College Education
Jamaal	African Americans The Democratic candidate Democratic 2018 vote Voted Democrat Hillary Clinton 2016 Male 40-59 years College Education
Jeanine	African Americans The Democratic candidate Democratic 2018 vote Voted Democrat Hillary Clinton 2016 Female 40-59 years Less than College Education
Joe_2	African Americans The Democratic candidate Democratic 2018 vote Voted Democrat Hillary Clinton 2016 Male 40-59 years College Education
John_2	African Americans The Democratic candidate Democratic 2018 vote Voted Democrat Hillary Clinton 2016 Male 60-69 years Less than College Education
Marianna	African Americans The Democratic candidate Did not vote 2018 Voted Democrat Hillary Clinton 2016 Female 60-69 years College Education
Marilyn	African Americans The Democratic candidate Democratic 2018 vote Voted Democrat Hillary Clinton 2016 Female 60-69 years Less than College Education
Mark	African Americans Republican Donald Trump Republican 2018 vote Voted Republican Donald Trump 2016 Male 40-59 years College Education
Sheila	African Americans The Democratic candidate Democratic 2018 vote Voted Democrat Hillary Clinton 2016 Female 60-69 years Less than College Education
Sheila_2	African Americans The Democratic candidate Democratic 2018 vote Voted Democrat Hillary Clinton 2016 Female 40-59 years Less than College Education
Shelquita	African Americans The Democratic candidate Democratic 2018 vote Voted Democrat Hillary Clinton 2016 Female 18-29 years Less than College Education
Tasha	African Americans The Democratic candidate Democratic 2018 vote Voted Democrat Hillary Clinton 2016 Female 30-39 years Less than College Education
TiNing	African Americans The Democratic candidate Did not vote 2018 Did not vote 2016 Female 40-59 years Less than College Education
Trina	African Americans The Democratic candidate Democratic 2018 vote Voted Democrat Hillary Clinton 2016 Female 40-59 years Less than College Education

Vicki	African Americans Unsure Democratic 2018 vote Voted Democrat Hillary Clinton 2016 Female 30-39 years College Education
Yashyca	African Americans The Democratic candidate Democratic 2018 vote Did not vote 2016 Female 40-59 years Less than College Education

Latinos

Name	SAMPLE Q3. PRE 2020 VOTE D3. 2018 VOTE D5. 2016 PRES VOTE DA. GENDER AGE EDUCATION
Anthony	Latinos The Democratic candidate Democratic 2018 vote Voted Democrat Hillary Clinton 2016 Male 40-59 years College Education
Bill	Latinos The Democratic candidate Democratic 2018 vote Voted Democrat Hillary Clinton 2016 Male 40-59 years Less than College Education
Chester	Latinos Republican Donald Trump Republican 2018 vote Voted Republican Donald Trump 2016 Male 40-59 years Less than College Education
Clara	Latinos The Democratic candidate Democratic 2018 vote Voted Democrat Hillary Clinton 2016 Female 40-59 years Less than College Education
Daniel	Latinos Republican Donald Trump Did not vote 2018 Did not vote 2016 Male 40-59 years Less than College Education
Frank	Latinos The Democratic candidate Did not vote 2018 Did not vote 2016 Male 40-59 years Less than College Education
George	Latinos Unsure Democratic 2018 vote Voted Republican Donald Trump 2016 Male 40-59 years College Education
George_2	Latinos The Democratic candidate Democratic 2018 vote Voted Democrat Hillary Clinton 2016 Male 40-59 years College Education
Gloria	Latinos The Democratic candidate Democratic 2018 vote Voted Democrat Hillary Clinton 2016 Female 40-59 years College Education
Harrison	Latinos Unsure Democratic 2018 vote Did not vote 2016 Male 18-29 years Less than College Education
Igor	Latinos Unsure Did not vote 2018 Did not vote 2016 Male 40-59 years Less than College Education
Jim	Latinos The Democratic candidate Democratic 2018 vote Voted Democrat Hillary Clinton 2016 Male 60-69 years Less than College Education
Joe	Latinos Unsure Republican 2018 vote Voted Republican Donald Trump 2016 Male 40-59 years College Education
John	Latinos Unsure Democratic 2018 vote Voted Republican Donald Trump 2016 Male 40-59 years College Education
Laurel	Latinos Unsure Republican 2018 vote Voted Republican Donald Trump 2016 Female 60-69 years College Education
Margo	Latinos The Democratic candidate Democratic 2018 vote Voted Democrat Hillary Clinton 2016 Female 40-59 years Less than College Education
Martin	Latinos The Democratic candidate Did not vote 2018 Did not vote 2016 Male 30-39 years College Education
Olga	Latinos Republican Donald Trump Republican 2018 vote Voted Republican Donald Trump 2016 Female 60-69 years College Education
Philip	Latinos Republican Donald Trump Republican 2018 vote Voted Republican Donald Trump 2016 Male 40-59 years Less than College Education
Robert_3	Latinos Republican Donald Trump Republican 2018 vote Voted Republican Donald Trump 2016 Male 40-59 years Less than College Education
Stanley	Latinos The Democratic candidate Did not vote 2018 Did not vote 2016 Male 40-59 years Less than College Education
William	Latinos Republican Donald Trump Republican 2018 vote Voted Republican Donald Trump 2016 Male 18-29 years Less than College Education
Willie	Latinos The Democratic candidate Democratic 2018 vote Voted Democrat Hillary Clinton 2016 Male 40-59 years Less than College Education

White Millennials

Name	SAMPLE Q3. PRE 2020 VOTE D3. 2018 VOTE D5. 2016 PRES VOTE DA. GENDER AGE EDUCATION
Andrew	White Millennials The Democratic candidate Democratic 2018 vote Voted Democrat Hillary Clinton 2016 Male 30-39 years College Education
Annette	White Millennials The Democratic candidate Republican 2018 vote Voted Democrat Hillary Clinton 2016 Female 30-39 years Less than College Education
bk	White Millennials The Democratic candidate Democratic 2018 vote Voted Democrat Hillary Clinton 2016 Male 30-39 years College Education
Dean	White Millennials Republican Donald Trump Republican 2018 vote Voted Republican Donald Trump 2016 Male 30-39 years College Education
Edmatts	White Millennials The Democratic candidate Democratic 2018 vote Voted Democrat Hillary Clinton 2016 Male 40-59 years Less than College Education
Jim_2	White Millennials The Democratic candidate Democratic 2018 vote Voted Democrat Hillary Clinton 2016 Male 40-59 years Less than College Education
joseph_2	White Millennials Republican Donald Trump Republican 2018 vote Voted Republican Donald Trump 2016 Male 30-39 years Less than College Education
Kelsey	White Millennials Republican Donald Trump Did not vote 2018 Voted Other 2016 Female 18-29 years Less than College Education
Kevin	White Millennials Unsure Republican 2018 vote Voted Republican Donald Trump 2016 Male 60-69 years Less than College Education
Mel	White Millennials The Democratic candidate Democratic 2018 vote Voted Democrat Hillary Clinton 2016 Female 30-39 years College Education
Rodney	White Millennials Republican Donald Trump Republican 2018 vote Voted Republican Donald Trump 2016 Male 40-59 years Less than College Education
Ron	White Millennials Republican Donald Trump Republican 2018 vote Voted Republican Donald Trump 2016 Male 60-69 years Less than College Education
Scott	White Millennials The Democratic candidate Democratic 2018 vote Voted Democrat Hillary Clinton 2016 Male 60-69 years Less than College Education
Steven	White Millennials Republican Donald Trump Did not vote 2018 Did not vote 2016 Male 40-59 years Less than College Education

White Unmarried Women

Name	SAMPLE Q3. PRE 2020 VOTE D3. 2018 VOTE D5. 2016 PRES VOTE DA. GENDER AGE EDUCATION
Andrea	White Unmarried Women The Democratic candidate Democratic 2018 vote Voted Democrat Hillary Clinton 2016 Female Less than College Education
Ann	White Unmarried Women The Democratic candidate Did not vote 2018 Voted Republican Donald Trump 2016 Female 40-59 years College Education
Bette	White Unmarried Women The Democratic candidate Democratic 2018 vote Voted Republican Donald Trump 2016 Female 60-69 years College Education
Cathy	White Unmarried Women Unsure Democratic 2018 vote Voted Republican Donald Trump 2016 Female 40-59 years College Education
Christina	White Unmarried Women Other Republican 2018 vote Voted Green Party Candidate Jill Stein 2016 Female 40-59 years College Education
Dana	White Unmarried Women The Democratic candidate Democratic 2018 vote Voted Democrat Hillary Clinton 2016 Female 40-59 years College Education
Gwengie	White Unmarried Women Republican Donald Trump Republican 2018 vote Voted Republican Donald Trump 2016 Female Less than College Education

Holly	White Unmarried Women Republican Donald Trump Republican 2018 vote Voted Republican Donald Trump 2016 Female 40-59 years College Education
Jennifer	White Unmarried Women Republican Donald Trump Republican 2018 vote Voted Republican Donald Trump 2016 Female Less than College Education
Joanna	White Unmarried Women Unsure Did not vote 2018 Did not vote 2016 Female 40-59 years College Education
julie_2	White Unmarried Women Republican Donald Trump Republican 2018 vote Voted Republican Donald Trump 2016 Female 60-69 years College Education
Julie_3	White Unmarried Women Unsure Democratic 2018 vote Voted Other 2016 Female 40-59 years College Education
Karen_4	White Unmarried Women The Democratic candidate Did not vote 2018 Voted Democrat Hillary Clinton 2016 Female 60-69 years College Education
Laura_2	White Unmarried Women The Democratic candidate Democratic 2018 vote Voted Democrat Hillary Clinton 2016 Female 60-69 years College Education
Linda	White Unmarried Women Unsure Democratic 2018 vote Voted Other 2016 Female 60-69 years College Education
Molly	White Unmarried Women The Democratic candidate Democratic 2018 vote Voted Democrat Hillary Clinton 2016 Female 40-59 years Less than College Education
Nancy	White Unmarried Women Unsure Democratic 2018 vote Voted Democrat Hillary Clinton 2016 Female 40-59 years Less than College Education
Pam	White Unmarried Women Republican Donald Trump Republican 2018 vote Voted Republican Donald Trump 2016 Female 60-69 years College Education
Patti	White Unmarried Women The Democratic candidate Democratic 2018 vote Voted Democrat Hillary Clinton 2016 Female 60-69 years College Education
Sally	White Unmarried Women The Democratic candidate Democratic 2018 vote Voted Democrat Hillary Clinton 2016 Female 60-69 years Less than College Education

White Working Class Women

Name	SAMPLE Q3. PRE 2020 VOTE D3. 2018 VOTE D5. 2016 PRES VOTE DA. GENDER AGE EDUCATION
Barbara	White Working Class Women Republican Donald Trump Republican 2018 vote Voted Republican Donald Trump 2016 Female 60-69 years Less than College Education
Brenda	White Working Class Women The Democratic candidate Democratic 2018 vote Voted Democrat Hillary Clinton 2016 Female 40-59 years Less than College Education
Carol	White Working Class Women Republican Donald Trump Republican 2018 vote Voted Republican Donald Trump 2016 Female 40-59 years Less than College Education
dawn	White Working Class Women Republican Donald Trump Republican 2018 vote Voted Republican Donald Trump 2016 Female 60-69 years Less than College Education
Debbie	White Working Class Women Republican Donald Trump Republican 2018 vote Voted Other 2016 Female 60-69 years Less than College Education
Deborah	White Working Class Women Republican Donald Trump Republican 2018 vote Voted Republican Donald Trump 2016 Female 60-69 years Less than College Education
Doreen	White Working Class Women The Democratic candidate Democratic 2018 vote Voted Democrat Hillary Clinton 2016 Female 40-59 years Less than College Education
Fernando	White Working Class Women Republican Donald Trump Democratic 2018 vote Voted Democrat Hillary Clinton 2016 Female College Education
Gunta	White Working Class Women The Democratic candidate Democratic 2018 vote Voted Republican Donald Trump 2016 Female 60-69 years Less than College Education
Karen_2	White Working Class Women Republican Donald Trump Republican 2018 vote Voted Republican Donald Trump 2016 Female 60-69 years Less than College Education

karen_3	White Working Class Women Republican Donald Trump Republican 2018 vote Voted Republican Donald Trump 2016 Female 40-59 years Less than College Education
Kathy_2	White Working Class Women Unsure Democratic 2018 vote Voted Democrat Hillary Clinton 2016 Female 60-69 years Less than College Education
Kimberly	White Working Class Women Republican Donald Trump Republican 2018 vote Voted Republican Donald Trump 2016 Female 60-69 years Less than College Education
Latishia	White Working Class Women The Democratic candidate Democratic 2018 vote Voted Green Party Candidate Jill Stein 2016 Female 30-39 years Less than College Education
Laura_3	White Working Class Women Republican Donald Trump Did not vote 2018 Voted Republican Donald Trump 2016 Female 60-69 years Less than College Education
Leisha	White Working Class Women Republican Donald Trump Republican 2018 vote Voted Republican Donald Trump 2016 Female 40-59 years Less than College Education
Linda_2	White Working Class Women The Democratic candidate Did not vote 2018 Did not vote 2016 Female 60-69 years Less than College Education
LouAnn	White Working Class Women Republican Donald Trump Did not vote 2018 Voted Republican Donald Trump 2016 Female 60-69 years Less than College Education
Melanie	White Working Class Women Unsure Republican 2018 vote Voted Democrat Hillary Clinton 2016 Female 60-69 years Less than College Education
Pamela	White Working Class Women The Democratic candidate Did not vote 2018 Voted Republican Donald Trump 2016 Female 40-59 years Less than College Education
Phyllis	White Working Class Women Republican Donald Trump Republican 2018 vote Voted Republican Donald Trump 2016 Female 60-69 years Less than College Education
Susan_2	White Working Class Women The Democratic candidate Democratic 2018 vote Voted Democrat Hillary Clinton 2016 Female 60-69 years Less than College Education
Suzy	White Working Class Women The Democratic candidate Democratic 2018 vote Voted Democrat Hillary Clinton 2016 Female 60-69 years Less than College Education
Tammy	White Working Class Women Republican Donald Trump Republican 2018 vote Voted Republican Donald Trump 2016 Female 40-59 years Less than College Education
Wyleen	White Working Class Women The Democratic candidate Democratic 2018 vote Voted Democrat Hillary Clinton 2016 Female 60-69 years Less than College Education

White College Women

Name	SAMPLE Q3. PRE 2020 VOTE D3. 2018 VOTE D5. 2016 PRES VOTE DA. GENDER AGE EDUCATION
Angela	White College Women The Democratic candidate Democratic 2018 vote Voted Democrat Hillary Clinton 2016 Female 40-59 years College Education
April	White College Women Republican Donald Trump Did not vote 2018 Did not vote 2016 Female 18-29 years College Education
Carol_3	White College Women The Democratic candidate Democratic 2018 vote Voted Democrat Hillary Clinton 2016 Female 60-69 years College Education
Cassie	White College Women Unsure Democratic 2018 vote Voted Democrat Hillary Clinton 2016 Female 30-39 years College Education
Cecilia	White College Women The Democratic candidate Democratic 2018 vote Voted Other 2016 Female 60-69 years College Education
Dawn_2	White College Women The Democratic candidate Democratic 2018 vote Voted Democrat Hillary Clinton 2016 Female 30-39 years College Education
Deb	White College Women Republican Donald Trump Did not vote 2018 Voted Republican Donald Trump 2016 Female 60-69 years College Education

Elizabeth	White College Women The Democratic candidate Democratic 2018 vote Voted Democrat Hillary Clinton 2016 Female 60-69 years College Education
Eve	White College Women The Democratic candidate Democratic 2018 vote Voted Libertarian Gary Johnson 2016 Female 30-39 years College Education
Jayne	White College Women The Democratic candidate Democratic 2018 vote Voted Democrat Hillary Clinton 2016 Female 60-69 years College Education
Jeanie	White College Women Unsure Democratic 2018 vote Voted Other 2016 Female 60-69 years College Education
Jen	White College Women The Democratic candidate Democratic 2018 vote Voted Republican Donald Trump 2016 Female 60-69 years College Education
Jenn	White College Women The Democratic candidate Democratic 2018 vote Voted Democrat Hillary Clinton 2016 Female 40-59 years College Education
Judi	White College Women The Democratic candidate Democratic 2018 vote Voted Democrat Hillary Clinton 2016 Female 60-69 years College Education
Karen_5	White College Women The Democratic candidate Democratic 2018 vote Voted Democrat Hillary Clinton 2016 Female 40-59 years College Education
Karen_6	White College Women The Democratic candidate Democratic 2018 vote Voted Democrat Hillary Clinton 2016 Female 40-59 years College Education
Kathy	White College Women Republican Donald Trump Republican 2018 vote Voted Libertarian Gary Johnson 2016 Female 60-69 years College Education
Kim	White College Women Unsure Democratic 2018 vote Voted Democrat Hillary Clinton 2016 Female 40-59 years College Education
Laura	White College Women The Democratic candidate Democratic 2018 vote Voted Democrat Hillary Clinton 2016 Female 40-59 years College Education
Lynda	White College Women Republican Donald Trump Republican 2018 vote Voted Republican Donald Trump 2016 Female 40-59 years College Education
Maria	White College Women The Democratic candidate Democratic 2018 vote Voted Democrat Hillary Clinton 2016 Female 30-39 years College Education
Rebecca	White College Women Republican Donald Trump Republican 2018 vote Voted Republican Donald Trump 2016 Female 40-59 years College Education
Sue	White College Women Republican Donald Trump Republican 2018 vote Voted Libertarian Gary Johnson 2016 Female 40-59 years College Education
Susan	White College Women Republican Donald Trump Republican 2018 vote Voted Republican Donald Trump 2016 Female 40-59 years College Education
Susanne	White College Women Republican Donald Trump Republican 2018 vote Voted Republican Donald Trump 2016 Female 60-69 years College Education
Tracey	White College Women Other Republican 2018 vote Voted Republican Donald Trump 2016 Female 40-59 years College Education
Val	White College Women Other Republican 2018 vote Did not vote 2016 Female 40-59 years College Education
Valerye	White College Women Unsure Republican 2018 vote Voted Other 2016 Female 18-29 years College Education
Vera	White College Women Unsure Republican 2018 vote Voted Republican Donald Trump 2016 Female 60-69 years College Education

White Working Class Men

Name	SAMPLE Q3. PRE 2020 VOTE D3. 2018 VOTE D5. 2016 PRES VOTE DA. GENDER AGE EDUCATION
Bob	White Working Class Men Republican Donald Trump Republican 2018 vote Voted Republican Donald Trump 2016 Male 60-69 years Less than College Education

Brian	White Working Class Men Republican Donald Trump Republican 2018 vote Voted Republican Donald Trump 2016 Male 40-59 years Less than College Education
Britt	White Working Class Men Republican Donald Trump Did not vote 2018 Voted Republican Donald Trump 2016 Male 40-59 years Less than College Education
Bruce	White Working Class Men The Democratic candidate Democratic 2018 vote Voted Democrat Hillary Clinton 2016 Male 40-59 years Less than College Education
Charles	White Working Class Men Republican Donald Trump Republican 2018 vote Voted Republican Donald Trump 2016 Male 60-69 years Less than College Education
Dale	White Working Class Men The Democratic candidate Democratic 2018 vote Voted Democrat Hillary Clinton 2016 Male 60-69 years Less than College Education
Drex	White Working Class Men The Democratic candidate Democratic 2018 vote Voted Republican Donald Trump 2016 Male 40-59 years Less than College Education
Gary	White Working Class Men The Democratic candidate Democratic 2018 vote Voted Democrat Hillary Clinton 2016 Male 40-59 years Less than College Education
Greg_2	White Working Class Men Other Democratic 2018 vote Did not vote 2016 Male 60-69 years Less than College Education
Joseph	White Working Class Men Republican Donald Trump Republican 2018 vote Voted Republican Donald Trump 2016 Male 40-59 years Less than College Education
Jude	White Working Class Men Republican Donald Trump Republican 2018 vote Voted Republican Donald Trump 2016 Male Less than College Education
Kyle	White Working Class Men The Democratic candidate Democratic 2018 vote Voted Libertarian Gary Johnson 2016 Male 30-39 years Less than College Education
Mark_2	White Working Class Men Unsure Democratic 2018 vote Voted Republican Donald Trump 2016 Male 40-59 years Less than College Education
Paul	White Working Class Men The Democratic candidate Democratic 2018 vote Voted Democrat Hillary Clinton 2016 Male 60-69 years Less than College Education
Paul_2	White Working Class Men The Democratic candidate Democratic 2018 vote Voted Democrat Hillary Clinton 2016 Male 40-59 years Less than College Education
Paul_3	White Working Class Men Republican Donald Trump Republican 2018 vote Voted Republican Donald Trump 2016 Male 60-69 years Less than College Education
Richard	White Working Class Men The Democratic candidate Democratic 2018 vote Voted Republican Donald Trump 2016 Male 30-39 years Less than College Education
Robert	White Working Class Men Republican Donald Trump Republican 2018 vote Voted Republican Donald Trump 2016 Male 60-69 years Less than College Education
Robert_2	White Working Class Men Republican Donald Trump Did not vote 2018 Did not vote 2016 Male 40-59 years Less than College Education
Sean	White Working Class Men The Democratic candidate Democratic 2018 vote Voted Democrat Hillary Clinton 2016 Male 40-59 years Less than College Education
Thomas	White Working Class Men Republican Donald Trump Republican 2018 vote Voted Republican Donald Trump 2016 Male 40-59 years Less than College Education
Tim_2	White Working Class Men The Democratic candidate Republican 2018 vote Voted Republican Donald Trump 2016 Male 30-39 years Less than College Education

(Q1. PRE CLOSELY FOLLOW) How closely have you been following what's happening with the election for President in 2020, on a scale from 1 to 10, where 1 means not at all and 10 means following extremely closely. You may choose any number between 1 and 10.

Total

A - Follow happenings in the 2020 election for President

	A
1	2%
2	10%
3	6%
4	7%
5	9%
6	8%
7	15%
8	17%
9	10%
10	17%
Categories	
Extremely closely (10)	17%
Very closely (8-10)	43%
Neutral (4-7)	39%
Not closely (1-3)	17%
N =	157
NR =	0
Mean	6.57

African Americans

A - Follow happenings in the 2020 election for President

	A
1	8%
2	8%
3	0%
4	4%
5	13%
6	13%
7	17%
8	4%
9	17%
10	17%
Categories	
Extremely closely (10)	17%
Very closely (8-10)	38%
Neutral (4-7)	46%
Not closely (1-3)	17%
N =	24
NR =	0
Mean	6.46

Latinos

A - Follow happenings in the 2020 election for President
--

	A
1	0%
2	9%
3	0%
4	4%
5	9%
6	4%
7	17%
8	26%
9	17%
10	13%
Categories	
Extremely closely (10)	13%
Very closely (8-10)	57%
Neutral (4-7)	35%
Not closely (1-3)	9%
N =	23
NR =	0
Mean	7.22

White Millennials

A - Follow happenings in the 2020 election for President

	A
1	0%
2	0%
3	14%
4	14%
5	14%
6	0%
7	7%
8	29%
9	7%
10	14%
Categories	
Extremely closely (10)	14%
Very closely (8-10)	50%
Neutral (4-7)	36%
Not closely (1-3)	14%
N =	14
NR =	0
Mean	6.57

White Unmarried Women

A - Follow happenings in the 2020 election for President

	A
1	0%
2	15%
3	10%
4	15%
5	5%
6	10%
7	20%
8	15%
9	0%
10	10%
Categories	
Extremely closely (10)	10%
Very closely (8-10)	25%
Neutral (4-7)	50%
Not closely (1-3)	25%
N =	20
NR =	0
Mean	5.65

White Working Class Women

A - Follow happenings in the 2020 election for President

	A
1	4%
2	12%
3	8%
4	0%
5	8%
6	4%
7	16%
8	16%
9	4%
10	28%
Categories	
Extremely closely (10)	28%
Very closely (8-10)	48%
Neutral (4-7)	28%
Not closely (1-3)	24%
N =	25
NR =	0
Mean	6.72

White College Women

A - Follow happenings in the 2020 election for President
--

	A
1	0%
2	14%
3	7%
4	7%
5	7%
6	10%
7	10%
8	14%
9	14%
10	17%
Categories	
Extremely closely (10)	17%
Very closely (8-10)	45%
Neutral (4-7)	34%
Not closely (1-3)	21%
N =	29
NR =	0
Mean	6.52

White Working Class Men

A - Follow happenings in the 2020 election for President

	A
1	0%
2	5%
3	5%
4	9%
5	9%
6	14%
7	18%
8	23%
9	5%
10	14%
Categories	
Extremely closely (10)	14%
Very closely (8-10)	41%
Neutral (4-7)	50%
Not closely (1-3)	9%
N =	22
NR =	0
Mean	6.73

(Q2. PRE VOTE LIKELIHOOD) As you may know, there will be an election for President and other offices in 2020. What are the chances of you voting in the election in November?

	Total	SAMPLE						
		African Americans	Latinos	White Millennials	White Unmarried Women	White Working Class Women	White College Women	White Working Class Men
Almost certain	92%	92%	87%	100%	95%	84%	97%	95%
Probably	4%	8%	9%	0%	0%	8%	3%	0%
50-50	3%	0%	4%	0%	5%	8%	0%	5%
Will not vote	0%	0%	0%	0%	0%	0%	0%	0%
Categories								
Almost certain-Probably	97%	100%	96%	100%	95%	92%	100%	95%
5050-Will not vote	3%	0%	4%	0%	5%	8%	0%	5%
N =	157	24	23	14	20	25	29	22
NR =	0	0	0	0	0	0	0	0

(Q14. POST VOTE LIKELIHOOD) As you may know, there will be an election for President and other offices in 2020. What are the chances of you voting in the election in November?

	Total	SAMPLE						
		African Americans	Latinos	White Millennials	White Unmarried Women	White Working Class Women	White College Women	White Working Class Men
Almost certain	94%	100%	91%	100%	95%	88%	97%	91%
Probably	3%	0%	4%	0%	0%	8%	3%	5%
50-50	3%	0%	4%	0%	5%	4%	0%	5%
Will not vote	0%	0%	0%	0%	0%	0%	0%	0%
Categories								
Almost certain-Probably	97%	100%	96%	100%	95%	96%	100%	95%
5050-Will not vote	3%	0%	4%	0%	5%	4%	0%	5%
N =	157	24	23	14	20	25	29	22
NR =	0	0	0	0	0	0	0	0

(Q3. PRE 2020 VOTE) Thinking about the election for President in 2020, will you vote for - the Democratic candidate or Republican Donald Trump?

	Total	SAMPLE						
		African Americans	Latinos	White Millennials	White Unmarried Women	White Working Class Women	White College Women	White Working Class Men
The Democratic candidate	52%	88%	48%	50%	45%	36%	48%	45%
Republican Donald Trump	32%	8%	26%	43%	25%	56%	28%	45%
Other	3%	0%	0%	0%	5%	0%	7%	5%
Unsure	13%	4%	26%	7%	25%	8%	17%	5%
N =	157	24	23	14	20	25	29	22
NR =	0	0	0	0	0	0	0	0

(Q15. POST 2020 VOTE) Thinking about the election for President in 2020, will you vote for - the Democratic candidate or Republican Donald Trump?

	Total	SAMPLE						
		African Americans	Latinos	White Millennials	White Unmarried Women	White Working Class Women	White College Women	White Working Class Men
The Democratic candidate	58%	88%	61%	43%	60%	44%	55%	50%
Republican Donald Trump	29%	8%	22%	43%	25%	44%	28%	41%
Other	3%	0%	4%	0%	5%	0%	7%	0%
Unsure	10%	4%	13%	14%	10%	12%	10%	9%
N =	157	24	23	14	20	25	29	22
NR =	0	0	0	0	0	0	0	0

(Q4. PRE PRIMARY VOTER) Do you plan to vote or are you considering voting in the Democratic or Republican Presidential primary or caucus in your state in 2020?

	Total	SAMPLE						
		African Americans	Latinos	White Millennials	White Unmarried Women	White Working Class Women	White College Women	White Working Class Men
Democratic primary/caucus	47%	79%	52%	29%	45%	32%	48%	36%
Republican primary/caucus	32%	8%	30%	36%	30%	52%	31%	41%
Neither one	8%	4%	4%	14%	10%	4%	10%	14%
Not sure	12%	8%	13%	21%	15%	12%	10%	9%
N =	157	24	23	14	20	25	29	22
NR =	0	0	0	0	0	0	0	0

(Q16. POST PRIMARY VOTER) Do you plan to vote or are you considering voting in the Democratic or Republican Presidential primary or caucus in your state in 2020?

	Total	SAMPLE						
		African Americans	Latinos	White Millennials	White Unmarried Women	White Working Class Women	White College Women	White Working Class Men
Democratic primary/caucus	50%	83%	52%	36%	50%	40%	45%	36%
Republican primary/caucus	32%	8%	22%	36%	35%	48%	38%	36%
Neither one	7%	4%	4%	7%	5%	4%	10%	14%
Not sure	11%	4%	22%	21%	10%	8%	7%	14%
N =	157	24	23	14	20	25	29	22
NR =	0	0	0	0	0	0	0	0

(Q5. PRE PRIMARY CANDIDATE) Which candidate are you considering voting for in the Democratic Presidential primary or caucus in your state in 2020?

	Total	SAMPLE						
		African Americans	Latinos	White Millennials	White Unmarried Women	White Working Class Women	White College Women	White Working Class Men
Joe Biden	41%	58%	25%	50%	33%	38%	21%	63%
Elizabeth Warren	12%	0%	17%	0%	11%	13%	29%	13%
Bernie Sanders	5%	5%	8%	25%	0%	0%	7%	0%
Pete Buttigieg	5%	0%	8%	25%	0%	0%	0%	25%
Kamala Harris	4%	11%	8%	0%	0%	0%	0%	0%
Amy Klobuchar	4%	0%	0%	0%	11%	0%	14%	0%
Julian Castro	3%	5%	8%	0%	0%	0%	0%	0%
Beto O'Rourke	1%	0%	0%	0%	0%	0%	7%	0%
Andrew Yang	1%	0%	0%	0%	0%	0%	7%	0%
Cory Booker	1%	5%	0%	0%	0%	0%	0%	0%
Bill De Blasio	1%	0%	8%	0%	0%	0%	0%	0%
John Delaney	0%	0%	0%	0%	0%	0%	0%	0%
Jay Inslee	0%	0%	0%	0%	0%	0%	0%	0%
Tulsi Gabbard	0%	0%	0%	0%	0%	0%	0%	0%
Tim Ryan	0%	0%	0%	0%	0%	0%	0%	0%
Kristen Gillibrand	0%	0%	0%	0%	0%	0%	0%	0%
John Hickenlooper	0%	0%	0%	0%	0%	0%	0%	0%
Michael Bennet	0%	0%	0%	0%	0%	0%	0%	0%
Marianne Williamson	0%	0%	0%	0%	0%	0%	0%	0%
Eric Swalwell	0%	0%	0%	0%	0%	0%	0%	0%
Someone else	0%	0%	0%	0%	0%	0%	0%	0%
Unsure	20%	16%	17%	0%	44%	50%	14%	0%
N =	74	19	12	4	9	8	14	8
NR =	83	5	11	10	11	17	15	14

(Q17. POST PRIMARY CANDIDATE) Which candidate are you considering voting for in the Democratic Presidential primary or caucus in your state in 2020?

	Total	SAMPLE						
		African Americans	Latinos	White Millennials	White Unmarried Women	White Working Class Women	White College Women	White Working Class Men
Joe Biden	37%	60%	25%	40%	30%	20%	23%	50%
Kamala Harris	26%	25%	25%	0%	30%	50%	31%	0%
Elizabeth Warren	8%	0%	8%	0%	10%	10%	23%	0%
Pete Buttigieg	6%	0%	8%	40%	0%	0%	0%	25%
Bernie Sanders	4%	0%	8%	20%	0%	0%	0%	13%
Andrew Yang	4%	0%	17%	0%	10%	0%	0%	0%
Beto O'Rourke	3%	0%	0%	0%	10%	0%	8%	0%
Amy Klobuchar	3%	0%	0%	0%	0%	0%	15%	0%
Julian Castro	1%	5%	0%	0%	0%	0%	0%	0%
Bill De Blasio	0%	0%	0%	0%	0%	0%	0%	0%
John Delaney	0%	0%	0%	0%	0%	0%	0%	0%
Jay Inslee	0%	0%	0%	0%	0%	0%	0%	0%
Cory Booker	0%	0%	0%	0%	0%	0%	0%	0%
Tulsi Gabbard	0%	0%	0%	0%	0%	0%	0%	0%
Tim Ryan	0%	0%	0%	0%	0%	0%	0%	0%
Kristen Gillibrand	0%	0%	0%	0%	0%	0%	0%	0%
John Hickenlooper	0%	0%	0%	0%	0%	0%	0%	0%
Michael Bennet	0%	0%	0%	0%	0%	0%	0%	0%
Marianne Williamson	0%	0%	0%	0%	0%	0%	0%	0%
Eric Swalwell	0%	0%	0%	0%	0%	0%	0%	0%
Someone else	1%	0%	0%	0%	0%	10%	0%	0%
Unsure	8%	10%	8%	0%	10%	10%	0%	13%
N =	78	20	12	5	10	10	13	8
NR =	79	4	11	9	10	15	16	14

(Q6. PRE OTHER CANDIDATES) And which TWO other candidates are you considering voting for in the Democratic Presidential primary or caucus in your state in 2020? You may select UP TO TWO OTHER candidates that you did not select in the previous question.

	Total	SAMPLE						
		African Americans	Latinos	White Millennials	White Unmarried Women	White Working Class Women	White College Women	White Working Class Men
Joe Biden	43%	42%	50%	0%	22%	63%	57%	38%
Bernie Sanders	27%	26%	42%	25%	44%	13%	7%	38%
Elizabeth Warren	27%	26%	8%	25%	33%	25%	50%	13%
Cory Booker	23%	37%	17%	50%	22%	25%	14%	0%
Kamala Harris	20%	26%	17%	0%	11%	25%	21%	25%
Julian Castro	8%	0%	8%	25%	0%	0%	29%	0%
Pete Buttigieg	7%	0%	17%	0%	0%	13%	0%	25%
Beto O'Rourke	4%	11%	0%	25%	0%	0%	0%	0%
Amy Klobuchar	4%	0%	8%	0%	0%	0%	7%	13%
John Delaney	1%	0%	8%	0%	0%	0%	0%	0%
Bill De Blasio	1%	0%	0%	25%	0%	0%	0%	0%
Tim Ryan	1%	0%	8%	0%	0%	0%	0%	0%
Andrew Yang	1%	0%	0%	25%	0%	0%	0%	0%
Jay Inslee	0%	0%	0%	0%	0%	0%	0%	0%
Tulsi Gabbard	0%	0%	0%	0%	0%	0%	0%	0%
Kristen Gillibrand	0%	0%	0%	0%	0%	0%	0%	0%
John Hickenlooper	0%	0%	0%	0%	0%	0%	0%	0%
Michael Bennet	0%	0%	0%	0%	0%	0%	0%	0%
Marianne Williamson	0%	0%	0%	0%	0%	0%	0%	0%
Eric Swalwell	0%	0%	0%	0%	0%	0%	0%	0%
Someone else	1%	0%	0%	0%	0%	13%	0%	0%
Unsure	15%	16%	8%	0%	33%	13%	7%	25%
N =	74	19	12	4	9	8	14	8
NR =	83	5	11	10	11	17	15	14

(Q18. POST OTHER CANDIDATES) And which TWO other candidates are you considering voting for in the Democratic Presidential primary or caucus in your state in 2020? You may select TWO OTHER candidates that you did not select in the previous question.

	Total	SAMPLE						
		African Americans	Latinos	White Millennials	White Unmarried Women	White Working Class Women	White College Women	White Working Class Men
Kamala Harris	38%	55%	25%	40%	30%	40%	31%	38%
Joe Biden	35%	50%	33%	0%	10%	50%	38%	25%
Bernie Sanders	32%	25%	42%	20%	40%	20%	23%	63%
Elizabeth Warren	24%	30%	8%	40%	30%	30%	23%	13%
Pete Buttigieg	15%	0%	33%	0%	30%	10%	15%	25%
Cory Booker	9%	25%	0%	0%	10%	0%	8%	0%
Julian Castro	8%	0%	0%	20%	0%	10%	31%	0%
Andrew Yang	8%	5%	0%	40%	0%	20%	8%	0%
Kristen Gillibrand	8%	0%	17%	0%	20%	10%	8%	0%
John Hickenlooper	4%	0%	8%	0%	0%	0%	8%	13%
Beto O'Rourke	3%	5%	0%	20%	0%	0%	0%	0%
Amy Klobuchar	3%	0%	0%	0%	10%	10%	0%	0%
Marianne Williamson	3%	5%	8%	0%	0%	0%	0%	0%
Eric Swalwell	3%	0%	8%	0%	0%	0%	8%	0%
John Delaney	1%	0%	0%	20%	0%	0%	0%	0%
Tim Ryan	0%	0%	0%	0%	0%	0%	0%	0%
Tulsi Gabbard	0%	0%	0%	0%	0%	0%	0%	0%
Jay Inslee	0%	0%	0%	0%	0%	0%	0%	0%
Bill De Blasio	0%	0%	0%	0%	0%	0%	0%	0%
Michael Bennet	0%	0%	0%	0%	0%	0%	0%	0%
Someone else	0%	0%	0%	0%	0%	0%	0%	0%
Unsure	4%	0%	8%	0%	10%	0%	0%	13%
N =	78	20	12	5	10	10	13	8
NR =	79	4	11	9	10	15	16	14

(Q7B. PRE CANDIDATE FAVORABILITY) Please rate your feelings toward some people, with one hundred meaning a VERY WARM, FAVORABLE feeling; zero meaning a VERY COLD, UNFAVORABLE feeling; and fifty meaning not particularly warm or cold. You can use any number from zero to one hundred, the higher the number the more favorable your feelings are toward that person.

Total

A - Joe Biden	F - Kristen Gillibrand
B - Bernie Sanders	G - John Hickenlooper
C - Kamala Harris	H - Michael Bennet
D - Pete Buttigieg	I - Marianne Williamson
E - Andrew Yang	J - Eric Swalwell

	A	B	C	D	E	F	G	H	I	J
Categories										
76-100	33%	27%	20%	17%	12%	10%	8%	9%	8%	11%
51-75	29%	25%	24%	31%	21%	29%	23%	27%	22%	22%
50	4%	5%	8%	13%	20%	16%	22%	20%	19%	19%
26-49	15%	13%	21%	18%	29%	22%	25%	24%	27%	25%
0-25	19%	30%	26%	21%	18%	24%	21%	20%	23%	22%
Total Negative (0-49)	34%	43%	47%	39%	47%	45%	46%	43%	50%	47%
Total Positive (51-100)	62%	52%	45%	48%	33%	39%	31%	36%	31%	34%
N =	157	157	157	157	157	157	157	157	157	157
NR =	0	0	0	0	0	0	0	0	0	0
Mean	57.52	49.00	47.21	50.52	46.43	44.57	43.29	45.89	42.10	44.75

African Americans

A - Joe Biden	F - Kristen Gillibrand
B - Bernie Sanders	G - John Hickenlooper
C - Kamala Harris	H - Michael Bennet
D - Pete Buttigieg	I - Marianne Williamson
E - Andrew Yang	J - Eric Swalwell

	A	B	C	D	E	F	G	H	I	J
Categories										
76-100	63%	50%	42%	17%	21%	17%	13%	17%	21%	25%
51-75	13%	29%	25%	42%	25%	46%	29%	29%	29%	33%
50	8%	4%	17%	17%	25%	17%	29%	21%	21%	13%
26-49	4%	8%	8%	13%	21%	17%	17%	21%	21%	21%
0-25	13%	8%	8%	13%	8%	4%	13%	13%	8%	8%
Total Negative (0-49)	17%	17%	17%	25%	29%	21%	29%	33%	29%	29%
Total Positive (51-100)	75%	79%	67%	58%	46%	63%	42%	46%	50%	58%
N =	24	24	24	24	24	24	24	24	24	24
NR =	0	0	0	0	0	0	0	0	0	0
Mean	73.38	66.29	64.67	54.71	55.88	58.25	48.58	51.83	52.88	57.75

Latinos

A - Joe Biden	F - Kristen Gillibrand
B - Bernie Sanders	G - John Hickenlooper
C - Kamala Harris	H - Michael Bennet
D - Pete Buttigieg	I - Marianne Williamson
E - Andrew Yang	J - Eric Swalwell

	A	B	C	D	E	F	G	H	I	J
Categories										
76-100	35%	43%	22%	17%	17%	17%	17%	17%	17%	13%
51-75	22%	17%	26%	43%	22%	22%	13%	30%	9%	17%
50	13%	4%	4%	9%	17%	4%	17%	9%	22%	17%
26-49	22%	9%	30%	9%	26%	30%	26%	30%	39%	30%
0-25	9%	26%	17%	22%	17%	26%	26%	13%	13%	22%
Total Negative (0-49)	30%	35%	48%	30%	43%	57%	52%	43%	52%	52%
Total Positive (51-100)	57%	61%	48%	61%	39%	39%	30%	48%	26%	30%
N =	23	23	23	23	23	23	23	23	23	23
NR =	0	0	0	0	0	0	0	0	0	0
Mean	60.30	57.61	50.43	54.96	50.04	45.26	44.70	54.30	46.91	45.39

White Millennials

A - Joe Biden	F - Kristen Gillibrand
B - Bernie Sanders	G - John Hickenlooper
C - Kamala Harris	H - Michael Bennet
D - Pete Buttigieg	I - Marianne Williamson
E - Andrew Yang	J - Eric Swalwell

	A	B	C	D	E	F	G	H	I	J
Categories										
76-100	14%	14%	0%	7%	14%	7%	0%	0%	7%	0%
51-75	21%	29%	36%	43%	21%	29%	14%	43%	14%	29%
50	7%	0%	7%	21%	14%	29%	36%	29%	29%	14%
26-49	21%	21%	21%	14%	43%	21%	36%	21%	36%	43%
0-25	36%	36%	36%	14%	7%	14%	14%	7%	14%	14%
Total Negative (0-49)	57%	57%	57%	29%	50%	36%	50%	29%	50%	57%
Total Positive (51-100)	36%	43%	36%	50%	36%	36%	14%	43%	21%	29%
N =	14	14	14	14	14	14	14	14	14	14
NR =	0	0	0	0	0	0	0	0	0	0
Mean	41.21	40.36	34.29	49.07	50.14	46.29	38.57	46.64	40.29	41.64

White Unmarried Women

A - Joe Biden	F - Kristen Gillibrand
B - Bernie Sanders	G - John Hickenlooper
C - Kamala Harris	H - Michael Bennet
D - Pete Buttigieg	I - Marianne Williamson
E - Andrew Yang	J - Eric Swalwell

	A	B	C	D	E	F	G	H	I	J
Categories										
76-100	20%	20%	10%	10%	5%	5%	0%	5%	5%	5%
51-75	45%	40%	30%	15%	25%	25%	20%	15%	20%	10%
50	5%	10%	10%	30%	35%	30%	40%	40%	25%	45%
26-49	15%	15%	25%	20%	15%	20%	25%	35%	25%	20%
0-25	15%	15%	25%	25%	20%	20%	15%	5%	25%	20%
Total Negative (0-49)	30%	30%	50%	45%	35%	40%	40%	40%	50%	40%
Total Positive (51-100)	65%	60%	40%	25%	30%	30%	20%	20%	25%	15%
N =	20	20	20	20	20	20	20	20	20	20
NR =	0	0	0	0	0	0	0	0	0	0
Mean	55.75	55.20	47.35	46.30	45.20	44.55	41.90	46.75	40.00	43.15

White Working Class Women

A - Joe Biden	F - Kristen Gillibrand
B - Bernie Sanders	G - John Hickenlooper
C - Kamala Harris	H - Michael Bennet
D - Pete Buttigieg	I - Marianne Williamson
E - Andrew Yang	J - Eric Swalwell

	A	B	C	D	E	F	G	H	I	J
Categories										
76-100	16%	8%	12%	20%	4%	4%	8%	0%	0%	0%
51-75	36%	12%	24%	20%	20%	28%	20%	20%	28%	16%
50	0%	8%	4%	4%	16%	12%	8%	16%	8%	16%
26-49	8%	24%	16%	20%	28%	16%	36%	36%	36%	28%
0-25	40%	48%	44%	36%	32%	40%	28%	28%	28%	40%
Total Negative (0-49)	48%	72%	60%	56%	60%	56%	64%	64%	64%	68%
Total Positive (51-100)	52%	20%	36%	40%	24%	32%	28%	20%	28%	16%
N =	25	25	25	25	25	25	25	25	25	25
NR =	0	0	0	0	0	0	0	0	0	0
Mean	43.76	29.00	36.20	42.76	38.32	33.80	39.68	37.04	35.48	32.60

White College Women

A - Joe Biden	F - Kristen Gillibrand
B - Bernie Sanders	G - John Hickenlooper
C - Kamala Harris	H - Michael Bennet
D - Pete Buttigieg	I - Marianne Williamson
E - Andrew Yang	J - Eric Swalwell

	A	B	C	D	E	F	G	H	I	J
Categories										
76-100	34%	17%	28%	17%	10%	7%	7%	7%	3%	17%
51-75	38%	31%	24%	31%	17%	31%	38%	31%	38%	28%
50	0%	3%	7%	14%	24%	21%	21%	24%	17%	24%
26-49	24%	10%	24%	28%	38%	21%	21%	14%	14%	21%
0-25	3%	38%	17%	10%	10%	21%	14%	24%	28%	10%
Total Negative (0-49)	28%	48%	41%	38%	48%	41%	34%	38%	41%	31%
Total Positive (51-100)	72%	48%	52%	48%	28%	38%	45%	38%	41%	45%
N =	29	29	29	29	29	29	29	29	29	29
NR =	0	0	0	0	0	0	0	0	0	0
Mean	64.31	44.21	53.21	53.48	46.69	45.93	49.00	45.93	45.76	53.00

White Working Class Men

A - Joe Biden	F - Kristen Gillibrand
B - Bernie Sanders	G - John Hickenlooper
C - Kamala Harris	H - Michael Bennet
D - Pete Buttigieg	I - Marianne Williamson
E - Andrew Yang	J - Eric Swalwell

	A	B	C	D	E	F	G	H	I	J
Categories										
76-100	41%	32%	18%	27%	14%	9%	9%	14%	5%	14%
51-75	23%	23%	9%	23%	18%	23%	18%	27%	9%	23%
50	0%	5%	9%	5%	5%	5%	14%	9%	18%	5%
26-49	9%	5%	23%	18%	32%	27%	23%	9%	27%	18%
0-25	27%	36%	41%	27%	32%	36%	36%	41%	41%	41%
Total Negative (0-49)	36%	41%	64%	45%	64%	64%	59%	50%	68%	59%
Total Positive (51-100)	64%	55%	27%	50%	32%	32%	27%	41%	14%	36%
N =	22	22	22	22	22	22	22	22	22	22
NR =	0	0	0	0	0	0	0	0	0	0
Mean	55.95	50.05	37.50	51.00	40.00	38.32	36.91	39.32	31.05	36.23

(Q19B. POST CANDIDATE FAVORABILITY) Please rate your feelings toward some people, with one hundred meaning a VERY WARM, FAVORABLE feeling; zero meaning a VERY COLD, UNFAVORABLE feeling; and fifty meaning not particularly warm or cold. You can use any number from zero to one hundred, the higher the number the more favorable your feelings are toward that person.

Total

A - Joe Biden	F - Kristen Gillibrand
B - Bernie Sanders	G - John Hickenlooper
C - Kamala Harris	H - Michael Bennet
D - Pete Buttigieg	I - Marianne Williamson
E - Andrew Yang	J - Eric Swalwell

	A	B	C	D	E	F	G	H	I	J
Categories										
76-100	37%	23%	37%	23%	14%	17%	8%	11%	10%	11%
51-75	28%	31%	26%	37%	28%	30%	37%	24%	27%	27%
50	1%	1%	3%	4%	6%	5%	6%	14%	6%	10%
26-49	9%	13%	10%	15%	24%	19%	24%	25%	21%	21%
0-25	25%	32%	24%	21%	29%	29%	24%	25%	36%	32%
Total Negative (0-49)	34%	45%	34%	36%	52%	48%	48%	50%	57%	53%
Total Positive (51-100)	65%	54%	63%	60%	42%	47%	45%	36%	37%	38%
N =	157	157	157	157	157	157	157	157	157	157
NR =	0	0	0	0	0	0	0	0	0	0
Mean	56.96	46.98	55.89	53.54	43.37	45.17	45.09	43.76	39.22	42.24

African Americans

A - Joe Biden	F - Kristen Gillibrand
B - Bernie Sanders	G - John Hickenlooper
C - Kamala Harris	H - Michael Bennet
D - Pete Buttigieg	I - Marianne Williamson
E - Andrew Yang	J - Eric Swalwell

	A	B	C	D	E	F	G	H	I	J
Categories										
76-100	67%	50%	50%	17%	25%	25%	8%	13%	17%	21%
51-75	21%	29%	42%	38%	54%	42%	46%	42%	42%	42%
50	4%	4%	0%	13%	0%	13%	13%	17%	8%	13%
26-49	4%	8%	4%	21%	8%	17%	21%	21%	21%	13%
0-25	4%	8%	4%	13%	13%	4%	13%	8%	13%	13%
Total Negative (0-49)	8%	17%	8%	33%	21%	21%	33%	29%	33%	25%
Total Positive (51-100)	88%	79%	92%	54%	79%	67%	54%	54%	58%	63%
N =	24	24	24	24	24	24	24	24	24	24
NR =	0	0	0	0	0	0	0	0	0	0
Mean	80.21	70.38	76.38	55.67	61.46	58.25	52.00	56.17	54.42	55.67

Latinos

A - Joe Biden	F - Kristen Gillibrand
B - Bernie Sanders	G - John Hickenlooper
C - Kamala Harris	H - Michael Bennet
D - Pete Buttigieg	I - Marianne Williamson
E - Andrew Yang	J - Eric Swalwell

	A	B	C	D	E	F	G	H	I	J
Categories										
76-100	30%	26%	39%	22%	17%	35%	17%	13%	17%	17%
51-75	39%	43%	30%	48%	22%	30%	30%	17%	35%	30%
50	0%	0%	13%	4%	13%	4%	13%	30%	9%	9%
26-49	13%	9%	9%	13%	35%	17%	22%	35%	13%	26%
0-25	17%	22%	9%	13%	13%	13%	17%	4%	26%	17%
Total Negative (0-49)	30%	30%	17%	26%	48%	30%	39%	39%	39%	43%
Total Positive (51-100)	70%	70%	70%	70%	39%	65%	48%	30%	52%	48%
N =	23	23	23	23	23	23	23	23	23	23
NR =	0	0	0	0	0	0	0	0	0	0
Mean	60.39	57.48	63.91	57.52	50.04	59.09	51.61	51.22	47.96	50.65

White Millennials

A - Joe Biden	F - Kristen Gillibrand
B - Bernie Sanders	G - John Hickenlooper
C - Kamala Harris	H - Michael Bennet
D - Pete Buttigieg	I - Marianne Williamson
E - Andrew Yang	J - Eric Swalwell

	A	B	C	D	E	F	G	H	I	J
Categories										
76-100	14%	14%	14%	14%	7%	0%	0%	0%	0%	0%
51-75	36%	21%	29%	36%	29%	36%	7%	21%	29%	29%
50	0%	0%	0%	0%	7%	0%	7%	7%	0%	0%
26-49	7%	7%	7%	7%	21%	14%	36%	29%	14%	7%
0-25	43%	57%	50%	43%	36%	50%	50%	43%	57%	64%
Total Negative (0-49)	50%	64%	57%	50%	57%	64%	86%	71%	71%	71%
Total Positive (51-100)	50%	36%	43%	50%	36%	36%	7%	21%	29%	29%
N =	14	14	14	14	14	14	14	14	14	14
NR =	0	0	0	0	0	0	0	0	0	0
Mean	39.50	30.79	34.29	39.14	37.64	30.79	24.43	26.43	24.36	29.07

White Unmarried Women

A - Joe Biden	F - Kristen Gillibrand
B - Bernie Sanders	G - John Hickenlooper
C - Kamala Harris	H - Michael Bennet
D - Pete Buttigieg	I - Marianne Williamson
E - Andrew Yang	J - Eric Swalwell

	A	B	C	D	E	F	G	H	I	J
Categories										
76-100	35%	30%	40%	25%	25%	20%	5%	15%	0%	0%
51-75	30%	40%	20%	30%	20%	30%	45%	15%	25%	25%
50	0%	0%	5%	10%	5%	5%	10%	20%	5%	10%
26-49	15%	10%	10%	20%	25%	15%	25%	20%	25%	35%
0-25	20%	20%	25%	15%	25%	30%	15%	30%	45%	30%
Total Negative (0-49)	35%	30%	35%	35%	50%	45%	40%	50%	70%	65%
Total Positive (51-100)	65%	70%	60%	55%	45%	50%	50%	30%	25%	25%
N =	20	20	20	20	20	20	20	20	20	20
NR =	0	0	0	0	0	0	0	0	0	0
Mean	56.70	54.75	55.50	56.10	46.80	47.05	49.35	44.50	32.50	39.10

White Working Class Women

A - Joe Biden	F - Kristen Gillibrand
B - Bernie Sanders	G - John Hickenlooper
C - Kamala Harris	H - Michael Bennet
D - Pete Buttigieg	I - Marianne Williamson
E - Andrew Yang	J - Eric Swalwell

	A	B	C	D	E	F	G	H	I	J
Categories										
76-100	36%	4%	36%	24%	0%	20%	0%	0%	4%	0%
51-75	8%	24%	16%	32%	32%	16%	36%	24%	24%	20%
50	0%	4%	0%	0%	4%	0%	4%	8%	8%	12%
26-49	8%	28%	4%	12%	28%	32%	28%	36%	20%	28%
0-25	48%	40%	44%	32%	36%	32%	32%	32%	44%	40%
Total Negative (0-49)	56%	68%	48%	44%	64%	64%	60%	68%	64%	68%
Total Positive (51-100)	44%	28%	52%	56%	32%	36%	36%	24%	28%	20%
N =	25	25	25	25	25	25	25	25	25	25
NR =	0	0	0	0	0	0	0	0	0	0
Mean	42.92	33.48	47.64	48.16	35.24	40.76	37.12	34.56	33.04	33.36

White College Women

A - Joe Biden	F - Kristen Gillibrand
B - Bernie Sanders	G - John Hickenlooper
C - Kamala Harris	H - Michael Bennet
D - Pete Buttigieg	I - Marianne Williamson
E - Andrew Yang	J - Eric Swalwell

	A	B	C	D	E	F	G	H	I	J
Categories										
76-100	28%	7%	38%	17%	3%	3%	3%	10%	17%	14%
51-75	41%	31%	28%	55%	21%	34%	55%	38%	17%	34%
50	0%	0%	0%	3%	7%	7%	0%	7%	3%	3%
26-49	14%	14%	24%	10%	28%	21%	24%	21%	31%	24%
0-25	17%	48%	10%	14%	41%	34%	17%	24%	31%	24%
Total Negative (0-49)	31%	62%	34%	24%	69%	55%	41%	45%	62%	48%
Total Positive (51-100)	69%	38%	66%	72%	24%	38%	59%	48%	34%	48%
N =	29	29	29	29	29	29	29	29	29	29
NR =	0	0	0	0	0	0	0	0	0	0
Mean	57.59	32.79	58.45	57.34	32.00	37.28	48.97	45.34	43.41	45.83

White Working Class Men

A - Joe Biden	F - Kristen Gillibrand
B - Bernie Sanders	G - John Hickenlooper
C - Kamala Harris	H - Michael Bennet
D - Pete Buttigieg	I - Marianne Williamson
E - Andrew Yang	J - Eric Swalwell

	A	B	C	D	E	F	G	H	I	J
Categories										
76-100	41%	32%	32%	41%	23%	14%	23%	27%	9%	18%
51-75	23%	23%	18%	14%	18%	23%	23%	5%	18%	5%
50	5%	0%	0%	0%	5%	5%	0%	9%	5%	18%
26-49	0%	9%	9%	18%	18%	14%	18%	18%	18%	9%
0-25	32%	36%	41%	27%	36%	45%	36%	41%	50%	50%
Total Negative (0-49)	32%	45%	50%	45%	55%	59%	55%	59%	68%	59%
Total Positive (51-100)	64%	55%	50%	55%	41%	36%	45%	32%	27%	23%
N =	22	22	22	22	22	22	22	22	22	22
NR =	0	0	0	0	0	0	0	0	0	0
Mean	54.50	47.77	45.23	55.00	41.41	39.18	43.95	41.14	30.55	35.36

Sheila_2 African Americans The Democratic candidate Democratic 2018 vote Voted Democrat Hillary Clinton 2016 Female 40-59 years Less than College Education	going to war
Carol_2 African Americans The Democratic candidate Democratic 2018 vote Voted Democrat Hillary Clinton 2016 Female 40-59 years College Education	I think that climate change is a serious problem that the current president does not take seriously and has stated is a hoax. It is important to me because I believe that changes need to be made to reverse the negative trends for the next generation.
Donell African Americans The Democratic candidate Democratic 2018 vote Voted Democrat Hillary Clinton 2016 Male 40-59 years College Education	The issues are equal pay for everyone. And the racism in this country are the two issues in America today.
Mark African Americans Republican Donald Trump Republican 2018 vote Voted Republican Donald Trump 2016 Male 40-59 years College Education	the most important issues right now is abortion rights, immigration, and Iran developing nuclear weapons.
Marianna African Americans The Democratic candidate Did not vote 2018 Voted Democrat Hillary Clinton 2016 Female 60-69 years College Education	I am interested in senior issues, Medicare and Medicare supplements. I am also interested in the economy and global warming.
Gail African Americans The Democratic candidate Democratic 2018 vote Voted Democrat Hillary Clinton 2016 Female 60-69 years Less than College Education	the border too many coming in taking jobs and benefits and making life unsafe
Vicki African Americans Unsure Democratic 2018 vote Voted Democrat Hillary Clinton 2016 Female 30-39 years College Education	Social economic policies
John_2 African Americans The Democratic candidate Democratic 2018 vote Voted Democrat Hillary Clinton 2016 Male 60-69 years Less than College Education	Following correct government protocol. Right now, so many regulations are being violated and no one is fixing the problem of nepotism, honor, respect, and duty to country. Be truthful, stop the belligerent actions and name calling.
Trina African Americans The Democratic candidate Democratic 2018 vote Voted Democrat Hillary Clinton 2016 Female 40-59 years Less than College Education	The economy right now is the most important because there are people out there who need jobs not just to get by but to live better than our parents did and we don't need to leave our planet in a mess either, there are ways we can do this with the jobs we create.
Derrick African Americans The Democratic candidate Democratic 2018 vote Voted Democrat Hillary Clinton 2016 Male 40-59 years College Education	Laying an obstruction of justice. Our world standing. the senate is part of it.
Marilyn African Americans The Democratic candidate Democratic 2018 vote Voted Democrat Hillary Clinton 2016 Female 60-69 years Less than College Education	Donald Trump, he is messing up his USA, he is the worst thing that we are facing.

Daphne African Americans The Democratic candidate Democratic 2018 vote Voted Democrat Hillary Clinton 2016 Female 40-59 years College Education	The most important issue in American is terrorist acts. Outsiders are hatred of us.
Jamaal African Americans The Democratic candidate Democratic 2018 vote Voted Democrat Hillary Clinton 2016 Male 40-59 years College Education	Restoring the significance and value of the Office of the Presidency
Tasha African Americans The Democratic candidate Democratic 2018 vote Voted Democrat Hillary Clinton 2016 Female 30-39 years Less than College Education	I honestly believe health care and firearms are a huge issue for me at this time
Joe_2 African Americans The Democratic candidate Democratic 2018 vote Voted Democrat Hillary Clinton 2016 Male 40-59 years College Education	THE ECONOMY AND IMMIGRATION. BOTH OF THESE ISSUES NEEDS ADDRESSING
Bob_2 African Americans The Democratic candidate Democratic 2018 vote Voted Democrat Hillary Clinton 2016 Male 40-59 years Less than College Education	there several issues that need attention starting with health care immigration
Yashyca African Americans The Democratic candidate Democratic 2018 vote Did not vote 2016 Female 40-59 years Less than College Education	The economy in general and Immigration of people of a foreign country.
TiNing African Americans The Democratic candidate Did not vote 2018 Did not vote 2016 Female 40-59 years Less than College Education	The healthcare system is terrible. People have to pay more for healthcare and get less coverage.
Jeanine African Americans The Democratic candidate Democratic 2018 vote Voted Democrat Hillary Clinton 2016 Female 40-59 years Less than College Education	The Economy is of great importance to me, and homelessness
Altus African Americans The Democratic candidate Democratic 2018 vote Did not vote 2016 Male 40-59 years Less than College Education	What is Trump lying about now and taking credit for something that he have no clue into what is happening

Harrison Latinos Unsure Democratic 2018 vote Did not vote 2016 Male 18-29 years Less than College Education	Educational issues. With no protections or development of strong educational environments, the children and adults of today will not be equipped with the capacity to deal with the future's massive problems. A lack of educated individuals in the United States is currently harming our economic production and hampering our capacity to innovate compared to the rest of the world.
Clara Latinos The Democratic candidate Democratic 2018 vote Voted Democrat Hillary Clinton 2016 Female 40-59 years Less than College Education	Immigration -- stop putting blame on the Hispanic immigrant. Reduce the gap from the 1% and middle class.
John Latinos Unsure Democratic 2018 vote Voted Republican Donald Trump 2016 Male 40-59 years College Education	Economic issues like employment and taxes as well as overall economic climate. I have been unemployed for over 3 years, so whatever the government has tried to do to help does not seem to do anything for me.
George Latinos Unsure Democratic 2018 vote Voted Republican Donald Trump 2016 Male 40-59 years College Education	Illegal immigration!!! Because the illegal immigrants are straining the social services that have to take care of them and many applications for amnesty are for economic reasons rather than persecution, also legally the illegal immigrants under international law are supposed to apply for amnesty in the first safe nation which is usually Mexico and not the U.S.
George_2 Latinos The Democratic candidate Democratic 2018 vote Voted Democrat Hillary Clinton 2016 Male 40-59 years College Education	global warming
Chester Latinos Republican Donald Trump Republican 2018 vote Voted Republican Donald Trump 2016 Male 40-59 years Less than College Education	immigration, There are too many people here now, we do not need more.
Martin Latinos The Democratic candidate Did not vote 2018 Did not vote 2016 Male 30-39 years College Education	global warming. This is the only planet we have.
Jim Latinos The Democratic candidate Democratic 2018 vote Voted Democrat Hillary Clinton 2016 Male 60-69 years Less than College Education	I feel that the most important issue facing our country today is the issue of working class people unable to live the American dream that previous generations enjoyed corporate greed and wealth disparity are the main cause
Bill Latinos The Democratic candidate Democratic 2018 vote Voted Democrat Hillary Clinton 2016 Male 40-59 years Less than College Education	Climate change is the most important issue. Healthcare and the wealth gap are right behind.
Philip Latinos Republican Donald Trump Republican 2018 vote Voted Republican Donald Trump 2016 Male 40-59 years Less than College Education	Illegal immigration
Joe Latinos Unsure Republican 2018 vote Voted Republican Donald Trump 2016 Male 40-59 years College Education	The economy, fixing the trade problems
Frank Latinos The Democratic candidate Did not vote 2018 Did not vote 2016 Male 40-59 years Less than College Education	Corrupt government leading to real issues like natural resources and global warming not getting the attention it needs!

Daniel Latinos Republican Donald Trump Did not vote 2018 Did not vote 2016 Male 40-59 years Less than College Education	Immigration and border security needs more attention than I believe anything else, We need to stop or slow down the flow of illegal immigration.
William Latinos Republican Donald Trump Republican 2018 vote Voted Republican Donald Trump 2016 Male 18-29 years Less than College Education	Deportation of illegal immigrants
Gloria Latinos The Democratic candidate Democratic 2018 vote Voted Democrat Hillary Clinton 2016 Female 40-59 years College Education	Global warming because I don't want my descendants dying a firestorm
Robert_3 Latinos Republican Donald Trump Republican 2018 vote Voted Republican Donald Trump 2016 Male 40-59 years Less than College Education	jobs are very low
Anthony Latinos The Democratic candidate Democratic 2018 vote Voted Democrat Hillary Clinton 2016 Male 40-59 years College Education	Health Care the cost of drugs is too high and can be lower

Mel White Millennials The Democratic candidate Democratic 2018 vote Voted Democrat Hillary Clinton 2016 Female 30-39 years College Education	immigration, we do not have to solve the world's problems but we need to be humane
Rodney White Millennials Republican Donald Trump Republican 2018 vote Voted Republican Donald Trump 2016 Male 40-59 years Less than College Education	The illegal immigrants flooding our country. It is about law and becoming a U.S. citizen legally and honorably. If they come illegally they show no respect for rule of law.
Steven White Millennials Republican Donald Trump Did not vote 2018 Did not vote 2016 Male 40-59 years Less than College Education	gun violence. We need to find a way to stop this violence.
Dean White Millennials Republican Donald Trump Republican 2018 vote Voted Republican Donald Trump 2016 Male 30-39 years College Education	The most important issues our nation is facing is morals, ethics, and spirituality. Our founding fathers have been credited for saying that our Constitution and republic only work when people have a belief and faith in God. Now, we live in the age of immorality because people have gotten away from our creator and most people think we can just skate through society by lying to get our way.
Ron White Millennials Republican Donald Trump Republican 2018 vote Voted Republican Donald Trump 2016 Male 60-69 years Less than College Education	illegal immigration and the national debt
Kelsey White Millennials Republican Donald Trump Did not vote 2018 Voted Other 2016 Female 18-29 years Less than College Education	Immigration is an issue because we need to protect the people within our borders and take care of them before we can help other countries. We still have a lot of veterans who are struggling. We also have a lack of needed mental health care facilities and drug rehabs. Abortion is another hot topic as well. It's still a sticky moral and health care debate.
Jim_2 White Millennials The Democratic candidate Democratic 2018 vote Voted Democrat Hillary Clinton 2016 Male 40-59 years Less than College Education	economics
Kevin White Millennials Unsure Republican 2018 vote Voted Republican Donald Trump 2016 Male 60-69 years Less than College Education	Illegal immigration.
Andrew White Millennials The Democratic candidate Democratic 2018 vote Voted Democrat Hillary Clinton 2016 Male 30-39 years College Education	Jobs and health care

Molly White Unmarried Women The Democratic candidate Democratic 2018 vote Voted Democrat Hillary Clinton 2016 Female 40-59 years Less than College Education	Social Security. Corruption in government. Healthcare
Nancy White Unmarried Women Unsure Democratic 2018 vote Voted Democrat Hillary Clinton 2016 Female 40-59 years Less than College Education	I feel the most important issue facing our country is lack of gun control. Parents need to instruct their children that guns are for hunting and target shooting. Not shooting at people. Better background checks are needed.
Ann White Unmarried Women The Democratic candidate Did not vote 2018 Voted Republican Donald Trump 2016 Female 40-59 years College Education	The healthcare system is really broken and needs to be fixed. My boyfriend has ALS and instead of concentrating on his care, I'm spending too much time fighting the healthcare system
Holly White Unmarried Women Republican Donald Trump Republican 2018 vote Voted Republican Donald Trump 2016 Female 40-59 years College Education	Healthcare and illegal immigration. They need to lower the money limit on the Medicaid program. Going without insurance is a huge problem in this country. Stop giving free medical, food stamps and housing to illegal immigrants
Karen_4 White Unmarried Women The Democratic candidate Did not vote 2018 Voted Democrat Hillary Clinton 2016 Female 60-69 years College Education	Health care
Joanna White Unmarried Women Unsure Did not vote 2018 Did not vote 2016 Female 40-59 years College Education	Probable cyber war with Iran. Nuclear development in Iran presents a risk for all worlds, not just for America.
Pam White Unmarried Women Republican Donald Trump Republican 2018 vote Voted Republican Donald Trump 2016 Female 60-69 years College Education	The immigration situation is the most important issue. People are flowing into our country illegally and it must stop. It has been a crisis for some time and Democrats are ignoring the serious crisis.
Laura_2 White Unmarried Women The Democratic candidate Democratic 2018 vote Voted Democrat Hillary Clinton 2016 Female 60-69 years College Education	Defeating Trump, the most incompetent, corrupt president we have ever had. Preserving the ACA and improving it. Preserving reproductive rights. Defending democracy against foreign actors like Russia, and domestic attacks from Republicans who want to disenfranchise people of color and young people.
Patti White Unmarried Women The Democratic candidate Democratic 2018 vote Voted Democrat Hillary Clinton 2016 Female 60-69 years College Education	Corruption in politics - Trump and all of his cronies are incredibly corrupt, making personal gains from political votes and decisions. This has to stop and those involved need to be held to account.
Julie_3 White Unmarried Women Unsure Democratic 2018 vote Voted Other 2016 Female 40-59 years College Education	I think a lot of people would choose the word "intolerant," but I think that just translates "selfishness." We've become very unwilling to treat anyone with a different opinion the way we'd like to be treated when being approached with a view that may not be shared by the masses. We just don't take time to get to know people. Snap decisions are made and shared by crazy social media that further polarize citizens. Kind of hard to solve any problems if we just look at a label (social position/political affiliation/race, etc.) and refuse to sit down and work through options.
Dana White Unmarried Women The Democratic candidate Democratic 2018 vote Voted Democrat Hillary Clinton 2016 Female 40-59 years College Education	Environmental Protection. With the rollback of environmental protections, our air and water are under threat. In addition, there is no plan to combat global climate change. We need to act now.

Gunta White Working Class Women The Democratic candidate Democratic 2018 vote Voted Republican Donald Trump 2016 Female 60-69 years Less than College Education	I think the immigrant crisis is affecting me most. I am all for immigrating legally to our country, but I feel like we treat animals better than we are treating the families that are coming illegally over the border.
Fernando White Working Class Women Republican Donald Trump Democratic 2018 vote Voted Democrat Hillary Clinton 2016 Female College Education	We have been talking about healthcare for 20 years. Guess what, this topic is #1 because it never goes away. No one has an answer.
Deborah White Working Class Women Republican Donald Trump Republican 2018 vote Voted Republican Donald Trump 2016 Female 60-69 years Less than College Education	Illegal infiltration & influx of aliens at our borders
Brenda White Working Class Women The Democratic candidate Democratic 2018 vote Voted Democrat Hillary Clinton 2016 Female 40-59 years Less than College Education	Climate Change is important as well as political corruption. But also the rise in the cost of housing
Leisha White Working Class Women Republican Donald Trump Republican 2018 vote Voted Republican Donald Trump 2016 Female 40-59 years Less than College Education	Terrorism because we are so lax with our borders and our authority over our nation is at risk because of it. It seems that some in power do not take this serious.
dawn White Working Class Women Republican Donald Trump Republican 2018 vote Voted Republican Donald Trump 2016 Female 60-69 years Less than College Education	keeping up the economy and revamping healthcare - I am retired and would like to continue on this path to keep my benefits
Wyleen White Working Class Women The Democratic candidate Democratic 2018 vote Voted Democrat Hillary Clinton 2016 Female 60-69 years Less than College Education	there are more than one important issue. immigration, health insurance and woman's rights.
Karen_2 White Working Class Women Republican Donald Trump Republican 2018 vote Voted Republican Donald Trump 2016 Female 60-69 years Less than College Education	The immigration crisis at the border and the need for additional fencing/wall to stop the flow of illegal immigration. Also Congress needs to act to fix our broken immigration laws
Kimberly White Working Class Women Republican Donald Trump Republican 2018 vote Voted Republican Donald Trump 2016 Female 60-69 years Less than College Education	well I have 2 things one is the border they need to be going by the rules they need to be legal to come across not just come thru that is not the way it needs to be. and then need to address global warming that is a problem right now. it is not a joke it is happening.
Carol White Working Class Women Republican Donald Trump Republican 2018 vote Voted Republican Donald Trump 2016 Female 40-59 years Less than College Education	I think it's immigration. We cannot let everyone who wants to come to our country in.

Pamela White Working Class Women The Democratic candidate Did not vote 2018 Voted Republican Donald Trump 2016 Female 40-59 years Less than College Education	Immigration because they will take away jobs among other things from true Americans. Plus, certain ones could come into this country and be criminals and cause more crime than we need.
karen_3 White Working Class Women Republican Donald Trump Republican 2018 vote Voted Republican Donald Trump 2016 Female 40-59 years Less than College Education	Illegal Immigration because although I feel bad for those trying to come here, they need to do it the right way and wait their turn. Life has no free pass, we can't handle that many coming here, no jobs no vetting.
Barbara White Working Class Women Republican Donald Trump Republican 2018 vote Voted Republican Donald Trump 2016 Female 60-69 years Less than College Education	Immigration! We have people in this country that could use our help and we're helping all these people illegally coming here. Pray that wall gets built.
Phyllis White Working Class Women Republican Donald Trump Republican 2018 vote Voted Republican Donald Trump 2016 Female 60-69 years Less than College Education	Medicare will go broke putting everyone on it as some candidates are saying they are going to do. Don't people realize that in order for everybody to be on Medicare that taxes are going to be increased dramatically in order to pay for it
Linda_2 White Working Class Women The Democratic candidate Did not vote 2018 Did not vote 2016 Female 60-69 years Less than College Education	Healthcare and Crime. I am now retired and healthcare is so expensive for me as I don't qualify for Medicare yet. Crime is a growing concern in all parts of our country
Tammy White Working Class Women Republican Donald Trump Republican 2018 vote Voted Republican Donald Trump 2016 Female 40-59 years Less than College Education	Immigration. Taking over the country
Doreen White Working Class Women The Democratic candidate Democratic 2018 vote Voted Democrat Hillary Clinton 2016 Female 40-59 years Less than College Education	To get rid of this administration frankly and immigration and healthcare and woman's rights and climate change and education. The way going now is very bad and don't trust them at all. the Russian interference also
Susan_2 White Working Class Women The Democratic candidate Democratic 2018 vote Voted Democrat Hillary Clinton 2016 Female 60-69 years Less than College Education	Healthcare, the people can't afford the copays and children do have to be cared for, not everyone can live without healthcare. 2nd issue is Immigration how can we be so mean and unkind to people of the world. Not in my nature. Separating families and kidnapping their children and parents or guardians not knowing where or who they belong.
Melanie White Working Class Women Unsure Republican 2018 vote Voted Democrat Hillary Clinton 2016 Female 60-69 years Less than College Education	The economy. Watching hard-working lower income Americans struggle is frustrating to me. Seeing young families not able to connect because both parents work and the children are on Medicaid is sad.
Kathy_2 White Working Class Women Unsure Democratic 2018 vote Voted Democrat Hillary Clinton 2016 Female 60-69 years Less than College Education	Healthcare, because my husband has ESRD and is trying for a kidney transplant and will need to be on anti-rejection drugs if/when he gets a kidney. We are not poor enough for Medicaid but will need to have some type of coverage to help with costs.
Latishia White Working Class Women The Democratic candidate Democratic 2018 vote Voted Green Party Candidate Jill Stein 2016 Female 30-39 years Less than College Education	The most important issue is more than just one issue. We are a mess and we need a president that can handle a lot of tough issues.

<p>Laura_3 White Working Class Women Republican Donald Trump Did not vote 2018 Voted Republican Donald Trump 2016 Female 60-69 years Less than College Education</p>	<p>immigration is the biggest problem. We need to secure the border. There are too many illegal aliens coming in.</p>
<p>LouAnn White Working Class Women Republican Donald Trump Did not vote 2018 Voted Republican Donald Trump 2016 Female 60-69 years Less than College Education</p>	<p>Health care is the most important issue because costs are going through the roof and that is very draining on families.</p>
<p>Debbie White Working Class Women Republican Donald Trump Republican 2018 vote Voted Other 2016 Female 60-69 years Less than College Education</p>	<p>immigration</p>
<p>Suzy White Working Class Women The Democratic candidate Democratic 2018 vote Voted Democrat Hillary Clinton 2016 Female 60-69 years Less than College Education</p>	<p>school debt healthcare</p>

White College Women



Auto-Sentiment Rating = 44	
<p>Susan White College Women Republican Donald Trump Republican 2018 vote Voted Republican Donald Trump 2016 Female 40-59 years College Education</p>	<p>Immigration is at a crisis point. We need to get CONTROL of our borders. We need our politicians to start working together for a solution instead of fighting each other.</p>
<p>Eve White College Women The Democratic candidate Democratic 2018 vote Voted Libertarian Gary Johnson 2016 Female 30-39 years College Education</p>	<p>The most important issue is the cost of healthcare. It is way too expensive.</p>
<p>Kathy White College Women Republican Donald Trump Republican 2018 vote Voted Libertarian Gary Johnson 2016 Female 60-69 years College Education</p>	<p>illegal immigration</p>
<p>Jenn White College Women The Democratic candidate Democratic 2018 vote Voted Democrat Hillary Clinton 2016 Female 40-59 years College Education</p>	<p>It's hard to name just one important issue. Maybe the economy because the economy affects a lot of other areas such as immigration, women's rights, and other important issues.</p>
<p>Maria White College Women The Democratic candidate Democratic 2018 vote Voted Democrat Hillary Clinton 2016 Female 30-39 years College Education</p>	<p>I think the biggest problem is terrorism, there are many deaths that are carried out in the country because of this problem and you should try to dissipate as much as possible.</p>

Cecilia White College Women The Democratic candidate Democratic 2018 vote Voted Other 2016 Female 60-69 years College Education	our leaders have lost their moral compass and no longer recognize the TRUTH
Valerye White College Women Unsure Republican 2018 vote Voted Other 2016 Female 18-29 years College Education	Healthcare is extremely important as private insurance premiums are only rising. The immigration crisis is also important.
Carol_3 White College Women The Democratic candidate Democratic 2018 vote Voted Democrat Hillary Clinton 2016 Female 60-69 years College Education	I am interested in making health care more affordable to all citizens. Tweaking Obamacare to make it better is the best way to start.
Susanne White College Women Republican Donald Trump Republican 2018 vote Voted Republican Donald Trump 2016 Female 60-69 years College Education	the immigration issue....although I believe that America was born from immigration, I do believe it needs to be legal and regulated better. We are spending too much money on illegal's and not even on our needy citizens
Rebecca White College Women Republican Donald Trump Republican 2018 vote Voted Republican Donald Trump 2016 Female 40-59 years College Education	I am concerned about the opioid crisis. I would also like to see immigration changes - and my spouse is a legal immigrant, and we had to go through a long and expensive process for his visa. I am concerned about foreign trade and relations.
April White College Women Republican Donald Trump Did not vote 2018 Did not vote 2016 Female 18-29 years College Education	Economy and taxes. I work very hard and have to pay lots of taxes each year while some people do nothing and get free benefits. Too many freeloaders who can work but are too lazy.
Elizabeth White College Women The Democratic candidate Democratic 2018 vote Voted Democrat Hillary Clinton 2016 Female 60-69 years College Education	I am torn between health care, climate change and economic inequality. If I must choose, I would say health care. Lack of health insurance can be catastrophic; people can die for the lack of a medication or surgical treatment, and paying for treatment that is not covered can leave families in dire financial straits. We should follow the lead of other developed countries and consider health care a right.
Laura White College Women The Democratic candidate Democratic 2018 vote Voted Democrat Hillary Clinton 2016 Female 40-59 years College Education	Health Care... My husband does not have health care because we cannot afford it even with the Obama care. pharma companies and insurances are sucking the population out of every cent they earn. I would rather see a universal health insurance like Canada has.
Jen White College Women The Democratic candidate Democratic 2018 vote Voted Republican Donald Trump 2016 Female 60-69 years College Education	Keeping social security and Medicare- many seniors are worried about this. Health care is tied into that since it is getting to the point of letting insurance go and hope for the best- we can't afford the premiums
Deb White College Women Republican Donald Trump Did not vote 2018 Voted Republican Donald Trump 2016 Female 60-69 years College Education	The most important issue is the recognition of the Sanctity of every human life from the womb to the tomb. Every person is made in the image of God. and He has a plan for them. This forms the foundation for all other values.
Kim White College Women Unsure Democratic 2018 vote Voted Democrat Hillary Clinton 2016 Female 40-59 years College Education	I think healthcare and women's rights are two important issues that we are facing. We need to provide a proper healthcare to all and stop the government from telling women what they can do with their body

Karen_6 White College Women The Democratic candidate Democratic 2018 vote Voted Democrat Hillary Clinton 2016 Female 40-59 years College Education	Immediately, Trump, and perpetually, climate change.
Judi White College Women The Democratic candidate Democratic 2018 vote Voted Democrat Hillary Clinton 2016 Female 60-69 years College Education	The most important thing is Russia interfering with the next Presidential election and other countries potential invading our media surreptitiously. These actions make communications and information suspect.
Vera White College Women Unsure Republican 2018 vote Voted Republican Donald Trump 2016 Female 60-69 years College Education	I think the most important issues facing our country right now are economic issues and immigration issues. It would be great if everyone could focus (Congress, the media) on any issue other than Trump.
Karen_5 White College Women The Democratic candidate Democratic 2018 vote Voted Democrat Hillary Clinton 2016 Female 40-59 years College Education	Health care, national security and income inequality are important issues as too many Americans who may have health insurance are under-insured; adversarial countries as well as the incumbent President are attempting to bring down our Democratic Republic; and wages between the sexes for being paid the same for doing the same job is not the only aspect of income inequality. Since returning to Michigan, wages are less now for many jobs than they were 15 years ago.
Cassie White College Women Unsure Democratic 2018 vote Voted Democrat Hillary Clinton 2016 Female 30-39 years College Education	stabilizing our healthcare so that it remains competitive but also affordable
Jayne White College Women The Democratic candidate Democratic 2018 vote Voted Democrat Hillary Clinton 2016 Female 60-69 years College Education	Healthcare and not losing my Medicare because I am disabled and had to stop working due to a medical crisis. I am worried about affording my aging days due to the high costs of life. I am worried about global warming and climate change and technology that keeps America in the forefront being not given any support under the current WH and Senate leadership. I worry about the US image in foreign relationships being so damaged by this current administration. I am also very concerned about clean air and water from the debacle of leadership at the US EPA and US National Parks caused from lack of belief in science at our WH leadership. I am also afraid of immigration problems hurting our country for a long time that will cause so many additional problems on children. Affordable education needs to come back and getting lobbyists out of running our country needs to happen now. Congress and the Senate as well as the WH need to be cleaning up their greed now as it is hurting this country and its morals at the top trickling downward.
Tracey White College Women Other Republican 2018 vote Voted Republican Donald Trump 2016 Female 40-59 years College Education	Keep the economy moving forward.
Angela White College Women The Democratic candidate Democratic 2018 vote Voted Democrat Hillary Clinton 2016 Female 40-59 years College Education	Right now, I think keeping Social Security funded is significant. I have paid into it with the understanding that it would be there as I am now retired, but too young to collect. Having affordable Medicare and Medicaid is also a biggie
Val White College Women Other Republican 2018 vote Did not vote 2016 Female 40-59 years College Education	People not respecting other people and the diversity in congress and lack of cohesiveness and the loss of great values
Lynda White College Women Republican Donald Trump Republican 2018 vote Voted Republican Donald Trump 2016 Female 40-59 years College Education	Keeping the economy going in the right direction

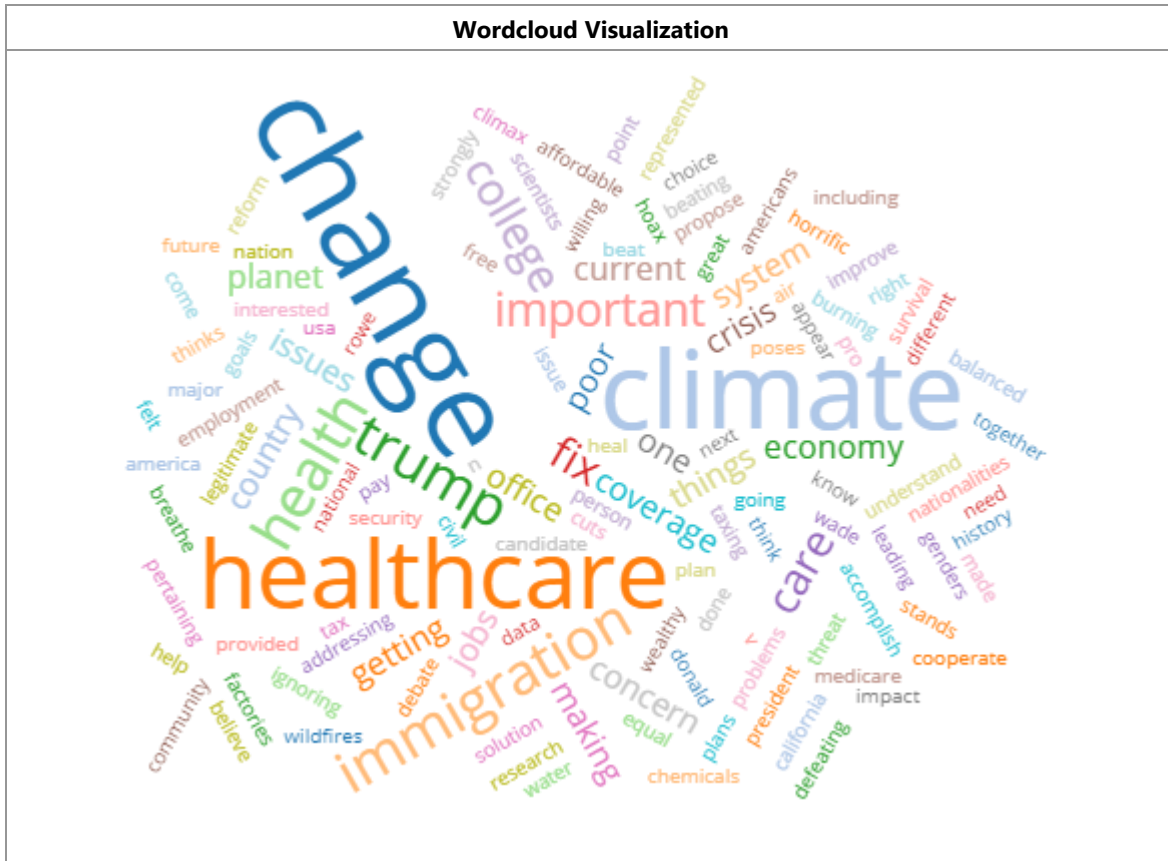
<p>Sue White College Women Republican Donald Trump Republican 2018 vote Voted Libertarian Gary Johnson 2016 Female 40-59 years College Education</p>	<p>immigration</p>
<p>Jeanie White College Women Unsure Democratic 2018 vote Voted Other 2016 Female 60-69 years College Education</p>	<p>the hatred stirred by Trump lack of ethics</p>
<p>Dawn_2 White College Women The Democratic candidate Democratic 2018 vote Voted Democrat Hillary Clinton 2016 Female 30-39 years College Education</p>	<p>the economy and racism. We have a white supremacist in office</p>

Robert White Working Class Men Republican Donald Trump Republican 2018 vote Voted Republican Donald Trump 2016 Male 60-69 years Less than College Education	Immigration It is a problem in my area because the illegals depress wages and take jobs from Americans.
Thomas White Working Class Men Republican Donald Trump Republican 2018 vote Voted Republican Donald Trump 2016 Male 40-59 years Less than College Education	The most important issue right now is national security such as border security, terrorism, the ongoing wars and trying to prevent new wars.
Paul_3 White Working Class Men Republican Donald Trump Republican 2018 vote Voted Republican Donald Trump 2016 Male 60-69 years Less than College Education	Immigration and the wall being built to protect our country!
Drexy White Working Class Men The Democratic candidate Democratic 2018 vote Voted Republican Donald Trump 2016 Male 40-59 years Less than College Education	I think that the most important issue is bringing back morality and integrity to the Oval Office. The current occupant lies with impunity without even thinking twice about it.
Mark_2 White Working Class Men Unsure Democratic 2018 vote Voted Republican Donald Trump 2016 Male 40-59 years Less than College Education	the division between parties. cannot agree on anything, me, me, me, too hard core, no compassion. Issue is health care and infrastructure.
Brian White Working Class Men Republican Donald Trump Republican 2018 vote Voted Republican Donald Trump 2016 Male 40-59 years Less than College Education	immigration
Britt White Working Class Men Republican Donald Trump Did not vote 2018 Voted Republican Donald Trump 2016 Male 40-59 years Less than College Education	Political divisions in our country have elevated to a level of anger and resentment that is literally separating friends and families apart. It's not President Trump, it's those who really wanted a woman president, after having the first black president.
Bob White Working Class Men Republican Donald Trump Republican 2018 vote Voted Republican Donald Trump 2016 Male 60-69 years Less than College Education	Immigration. We have to stop all of the illegal's coming in
Robert_2 White Working Class Men Republican Donald Trump Did not vote 2018 Did not vote 2016 Male 40-59 years Less than College Education	Immigration and the economy is the most important thing right now.
Dale White Working Class Men The Democratic candidate Democratic 2018 vote Voted Democrat Hillary Clinton 2016 Male 60-69 years Less than College Education	Having access to affordable healthcare. Income inequality is also important to me. Climate change is also important.
Sean White Working Class Men The Democratic candidate Democratic 2018 vote Voted Democrat Hillary Clinton 2016 Male 40-59 years Less than College Education	I believe we have to get a handle on healthcare cost and coverage. Our system is extremely flawed and two income full time working families should not be having financial difficulties due to healthcare cost.

<p>Bruce White Working Class Men The Democratic candidate Democratic 2018 vote Voted Democrat Hillary Clinton 2016 Male 40-59 years Less than College Education</p>	<p>Health Insurance because I am disabled and everyone will need it at some time. It is just too expensive. Everyone should have the right to health care</p>
<p>Greg_2 White Working Class Men Other Democratic 2018 vote Did not vote 2016 Male 60-69 years Less than College Education</p>	<p>senior issues - I have a disability and without Medicare and social security I will be dead or on the street</p>
<p>Joseph White Working Class Men Republican Donald Trump Republican 2018 vote Voted Republican Donald Trump 2016 Male 40-59 years Less than College Education</p>	<p>The security of our nation due to Illegal Immigration using up our resources paid by the American tax payer</p>
<p>Jude White Working Class Men Republican Donald Trump Republican 2018 vote Voted Republican Donald Trump 2016 Male Less than College Education</p>	<p>immigration. immigrants just come over here for free stuff that comes out of our taxes. they also take our jobs and a lot of them are violent</p>
<p>Tim_2 White Working Class Men The Democratic candidate Republican 2018 vote Voted Republican Donald Trump 2016 Male 30-39 years Less than College Education</p>	<p>Education is the most important thing. It is needed to make something of ourselves.</p>
<p>Gary White Working Class Men The Democratic candidate Democratic 2018 vote Voted Democrat Hillary Clinton 2016 Male 40-59 years Less than College Education</p>	<p>crime</p>

(Q20. POST IMPORTANT ISSUES OE) What was the most important issue that you heard in the debate? Please explain in 2-3 sentences why that is important to you.

African Americans

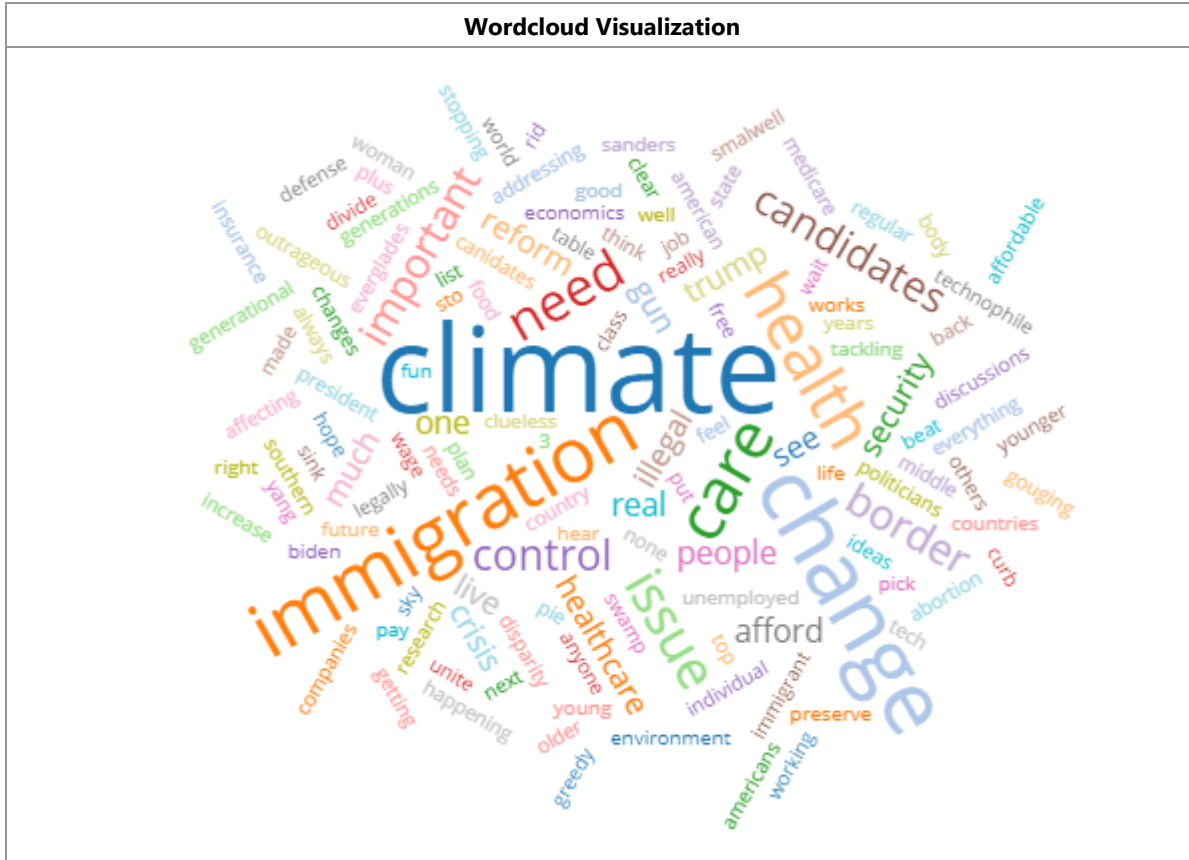


Auto-Sentiment Rating = 48	
Greg African Americans Republican Donald Trump Republican 2018 vote Voted Republican Donald Trump 2016 Male 30-39 years Less than College Education	Climate change, immigration
Tasha African Americans The Democratic candidate Democratic 2018 vote Voted Democrat Hillary Clinton 2016 Female 30-39 years Less than College Education	Rowe v wade
Donell African Americans The Democratic candidate Democratic 2018 vote Voted Democrat Hillary Clinton 2016 Male 40-59 years College Education	That taxing the wealthy and employment for all in the USA?
Jamaal African Americans The Democratic candidate Democratic 2018 vote Voted Democrat Hillary Clinton 2016 Male 40-59 years College Education	The Healthcare Crisis! I was very interested to know if any candidate had a legitimate plan to fix this current crisis.

Shelquita African Americans The Democratic candidate Democratic 2018 vote Voted Democrat Hillary Clinton 2016 Female 18-29 years Less than College Education	making more jobs
Marilyn African Americans The Democratic candidate Democratic 2018 vote Voted Democrat Hillary Clinton 2016 Female 60-69 years Less than College Education	That one of them is going to beat Donald Trump.
Mark African Americans Republican Donald Trump Republican 2018 vote Voted Republican Donald Trump 2016 Male 40-59 years College Education	the most important issue in the debate was immigration, because it poses a great threat to national security .
John_2 African Americans The Democratic candidate Democratic 2018 vote Voted Democrat Hillary Clinton 2016 Male 60-69 years Less than College Education	Addressing the climate change and health care. Each person has a concern and is willing to propose a solution to these problems. Some appear to have done more research and understand how to accomplish their goals.
Carol_2 African Americans The Democratic candidate Democratic 2018 vote Voted Democrat Hillary Clinton 2016 Female 40-59 years College Education	I think that climate change is a major concern. The current president thinks it is a hoax and he is ignoring data provided by leading scientists.
Sheila African Americans The Democratic candidate Democratic 2018 vote Voted Democrat Hillary Clinton 2016 Female 60-69 years Less than College Education	Affordable health care, Medicare, and tax cuts
Danny African Americans The Democratic candidate Democratic 2018 vote Voted Democrat Hillary Clinton 2016 Male 40-59 years College Education	climate change is so important the next is beating trump to get him out of office so the nation can heal and healthcare I LIKE SOME OF THE PLANS
Daphne African Americans The Democratic candidate Democratic 2018 vote Voted Democrat Hillary Clinton 2016 Female 40-59 years College Education	The Climate Change. The burning of wildfires in California was horrific and the chemicals from factories.
TiNing African Americans The Democratic candidate Did not vote 2018 Did not vote 2016 Female 40-59 years Less than College Education	Making things equal among the different nationalities and genders.
Vicki African Americans Unsure Democratic 2018 vote Voted Democrat Hillary Clinton 2016 Female 30-39 years College Education	How to improve health coverage for Americans including issues pertaining to pro-choice, and coverage for the poor. I strongly believe that the poor are under-represented in this country
Derrick African Americans The Democratic candidate Democratic 2018 vote Voted Democrat Hillary Clinton 2016 Male 40-59 years College Education	Our civil right!!! The history of our country?? what America stands for

Bob_2 African Americans The Democratic candidate Democratic 2018 vote Voted Democrat Hillary Clinton 2016 Male 40-59 years Less than College Education	climate change because the air we breathe and the water we need are the most important things for survival
Gail African Americans The Democratic candidate Democratic 2018 vote Voted Democrat Hillary Clinton 2016 Female 60-69 years Less than College Education	how to pay for college and one point of community college being free, and getting the healthcare system fix
Marianna African Americans The Democratic candidate Did not vote 2018 Voted Democrat Hillary Clinton 2016 Female 60-69 years College Education	I have to say healthcare and climax change. These were the issues that made more of an impact.
Sheila_2 African Americans The Democratic candidate Democratic 2018 vote Voted Democrat Hillary Clinton 2016 Female 40-59 years Less than College Education	health care n college .. help
Jeanine African Americans The Democratic candidate Democratic 2018 vote Voted Democrat Hillary Clinton 2016 Female 40-59 years Less than College Education	Healthcare reform
Yashyca African Americans The Democratic candidate Democratic 2018 vote Did not vote 2016 Female 40-59 years Less than College Education	Climate change, immigration and getting Trump out of office.
Joe_2 African Americans The Democratic candidate Democratic 2018 vote Voted Democrat Hillary Clinton 2016 Male 40-59 years College Education	THE ECONOMY, HEALTHCARE AND IMMIGRATION
Trina African Americans The Democratic candidate Democratic 2018 vote Voted Democrat Hillary Clinton 2016 Female 40-59 years Less than College Education	I felt that they should come together in the economy, our jobs, and a balanced healthcare system, then we all in this planet should cooperate with climate change and fix our planet for the future.
Altus African Americans The Democratic candidate Democratic 2018 vote Did not vote 2016 Male 40-59 years Less than College Education	Defeating Trump

Latinos

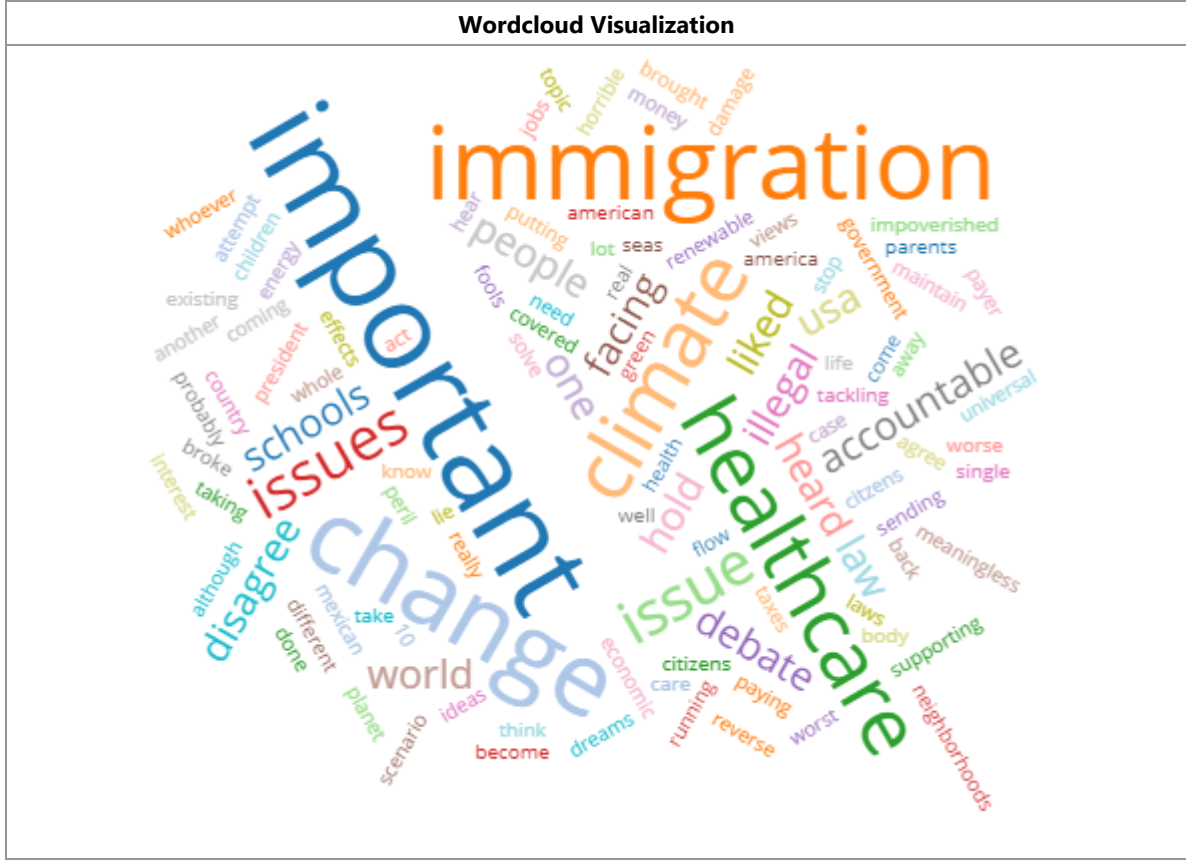


	Auto-Sentiment Rating = 48
William Latinos Republican Donald Trump Republican 2018 vote Voted Republican Donald Trump 2016 Male 18-29 years Less than College Education	The most important issue was health care it really needs to be free for every American and illegal immigrant.
Chester Latinos Republican Donald Trump Republican 2018 vote Voted Republican Donald Trump 2016 Male 40-59 years Less than College Education	immigration, I think people should have to wait in their own country until they can be here legally
Philip Latinos Republican Donald Trump Republican 2018 vote Voted Republican Donald Trump 2016 Male 40-59 years Less than College Education	none since these politicians are to me clueless. all their ideas are just pie in the sky
Martin Latinos The Democratic candidate Did not vote 2018 Did not vote 2016 Male 30-39 years College Education	climate change
Anthony Latinos The Democratic candidate Democratic 2018 vote Voted Democrat Hillary Clinton 2016 Male 40-59 years College Education	I feel health care and then Climate change
Robert_3 Latinos Republican Donald Trump Republican 2018 vote Voted Republican Donald Trump 2016 Male 40-59 years Less than College Education	very much the climate change need stop be there on all of the candidates

George_2 Latinos The Democratic candidate Democratic 2018 vote Voted Democrat Hillary Clinton 2016 Male 40-59 years College Education	climate changes and tackling this.
Jim Latinos The Democratic candidate Democratic 2018 vote Voted Democrat Hillary Clinton 2016 Male 60-69 years Less than College Education	the issue of wage disparity
Igor Latinos Unsure Did not vote 2018 Did not vote 2016 Male 40-59 years Less than College Education	Health care, climate change
John Latinos Unsure Democratic 2018 vote Voted Republican Donald Trump 2016 Male 40-59 years College Education	Economics for middle class to afford to live on one job and put food on the table, because I have been unemployed for well over 3 years.
Joe Latinos Unsure Republican 2018 vote Voted Republican Donald Trump 2016 Male 40-59 years College Education	Beat President Trump and hope everything else works out. I did not hear a real clear plan from anyone
Harrison Latinos Unsure Democratic 2018 vote Did not vote 2016 Male 18-29 years Less than College Education	Climate crisis. I am a young individual who would rather not see his state sink back into the swamp of the Everglades. I am also a technophile so more tech research is always fun.
Olga Latinos Republican Donald Trump Republican 2018 vote Voted Republican Donald Trump 2016 Female 60-69 years College Education	abortion and gun control
Stanley Latinos The Democratic candidate Did not vote 2018 Did not vote 2016 Male 40-59 years Less than College Education	The environment and addressing climate change to preserve the future of the next generations. Also the need to unite on this issue with other countries.
Bill Latinos The Democratic candidate Democratic 2018 vote Voted Democrat Hillary Clinton 2016 Male 40-59 years Less than College Education	The discussions on Medicare for all were very important.
Gloria Latinos The Democratic candidate Democratic 2018 vote Voted Democrat Hillary Clinton 2016 Female 40-59 years College Education	Climate change. There are others but you made me pick one
Willie Latinos The Democratic candidate Democratic 2018 vote Voted Democrat Hillary Clinton 2016 Male 40-59 years Less than College Education	Healthcare, Gun Control and immigration
Clara Latinos The Democratic candidate Democratic 2018 vote Voted Democrat Hillary Clinton 2016 Female 40-59 years Less than College Education	Climate change and immigration reform. The climate issue is a real crisis affecting the world. What is happening at the southern border is outrageous!
Margo Latinos The Democratic candidate Democratic 2018 vote Voted Democrat Hillary Clinton 2016 Female 40-59 years Less than College Education	Health care and how to pay for it. It is important that these candidates see what regular working people need to live a good life and health care we can afford it at the top of that list.

George Latinos Unsure Democratic 2018 vote Voted Republican Donald Trump 2016 Male 40-59 years College Education	The generational divide between the older candidates such as Biden and Sanders and the younger candidates such as Smalwell and Yang. Plus, the defense of a woman's right to control her own body.
Laurel Latinos Unsure Republican 2018 vote Voted Republican Donald Trump 2016 Female 60-69 years College Education	affordable healthcare and stopping the greedy insurance companies from gouging Americans
Daniel Latinos Republican Donald Trump Did not vote 2018 Did not vote 2016 Male 40-59 years Less than College Education	Immigration and border security. We need to reform immigration and increase border security to curb illegal immigration.
Frank Latinos The Democratic candidate Did not vote 2018 Did not vote 2016 Male 40-59 years Less than College Education	Getting RID of Trump, but there wasn't much said about it.

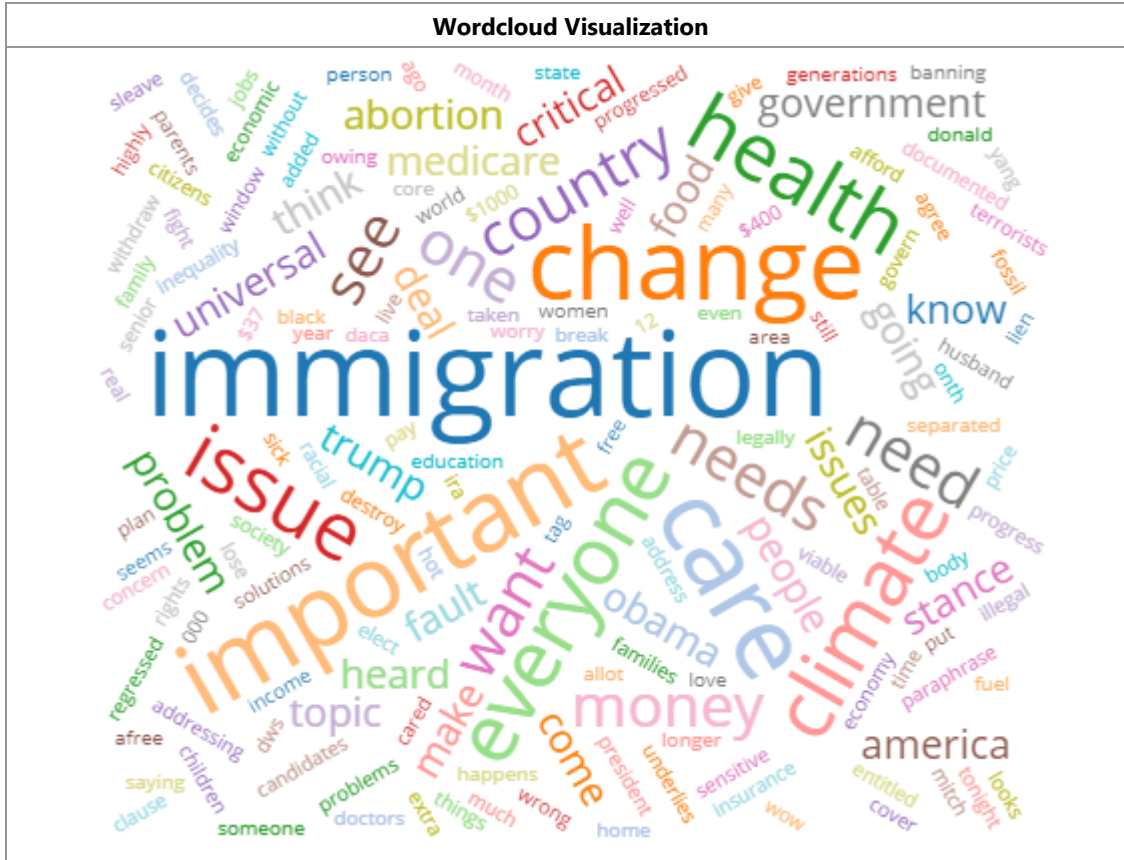
White Millennials



Auto-Sentiment Rating = 48	
Annette White Millennials The Democratic candidate Republican 2018 vote Voted Democrat Hillary Clinton 2016 Female 30-39 years Less than College Education	I don't really know. They covered a lot.
Jim_2 White Millennials The Democratic candidate Democratic 2018 vote Voted Democrat Hillary Clinton 2016 Male 40-59 years Less than College Education	climate change
Dean White Millennials Republican Donald Trump Republican 2018 vote Voted Republican Donald Trump 2016 Male 30-39 years College Education	The most important issue I heard in the debate was the green act or rather renewable energy. This is one of the most important issues facing not just America but the whole world.
Mel White Millennials The Democratic candidate Democratic 2018 vote Voted Democrat Hillary Clinton 2016 Female 30-39 years College Education	climate change
Andrew White Millennials The Democratic candidate Democratic 2018 vote Voted Democrat Hillary Clinton 2016 Male 30-39 years College Education	The most important issue that I heard in the debate was tackling climate change because that is an important issue facing the world. It's important because it could have economic and real life effects for everybody.

Kevin White Millennials Unsure Republican 2018 vote Voted Republican Donald Trump 2016 Male 60-69 years Less than College Education	Illegal immigration. Need to stop the flow and hold the Mexican government accountable for putting their citizens in peril.
Ron White Millennials Republican Donald Trump Republican 2018 vote Voted Republican Donald Trump 2016 Male 60-69 years Less than College Education	How 10 people running for President can be such fools
Edmatts White Millennials The Democratic candidate Democratic 2018 vote Voted Democrat Hillary Clinton 2016 Male 40-59 years Less than College Education	it was immigration. I liked to hear the different views and ideas to solve it,
joseph_2 White Millennials Republican Donald Trump Republican 2018 vote Voted Republican Donald Trump 2016 Male 30-39 years Less than College Education	well healthcare for all and illegal people coming into the usa. the healthcare I won't lay is horrible but I disagree with the dreams in the usa. I think all of them should have to be come us citizens or get out. here is why because they aren't paying taxes, they are taking away American jobs, and sending money overseas. or back to their country
Rodney White Millennials Republican Donald Trump Republican 2018 vote Voted Republican Donald Trump 2016 Male 40-59 years Less than College Education	immigration. I disagree which all of them . We must maintain the law as it is. Change the law but hold those accountable that broke the existing laws.
Steven White Millennials Republican Donald Trump Did not vote 2018 Did not vote 2016 Male 40-59 years Less than College Education	immigration I agree they should not take children from their parents
bk White Millennials The Democratic candidate Democratic 2018 vote Voted Democrat Hillary Clinton 2016 Male 30-39 years College Education	Climate change. If we don't attempt to reverse the damage being done to the planet, then all other issues will become worse, or in the worst case scenario, meaningless.
Scott White Millennials The Democratic candidate Democratic 2018 vote Voted Democrat Hillary Clinton 2016 Male 60-69 years Less than College Education	Healthcare for all. Be it single payer or not.
Kelsey White Millennials Republican Donald Trump Did not vote 2018 Voted Other 2016 Female 18-29 years Less than College Education	Immigration was probably one of the most important issues. Healthcare was another topic of interest to me, although I'm not for universal health care. I liked that whoever it was brought up supporting schools more such as schools in more impoverished neighborhoods.

White Unmarried Women



	Auto-Sentiment Rating = 48
Christina White Unmarried Women Other Republican 2018 vote Voted Green Party Candidate Jill Stein 2016 Female 40-59 years College Education	Education and health care.
Holly White Unmarried Women Republican Donald Trump Republican 2018 vote Voted Republican Donald Trump 2016 Female 40-59 years College Education	I like that they are going to address healthcare issues but free Medicare for everyone will break and destroy our country
julie_2 White Unmarried Women Republican Donald Trump Republican 2018 vote Voted Republican Donald Trump 2016 Female 60-69 years College Education	immigration and that it's trump's fault. we know that Obama separated families and said don't come if you don't do it legally. but no one cared because he was their president.
Bette White Unmarried Women The Democratic candidate Democratic 2018 vote Voted Republican Donald Trump 2016 Female 60-69 years College Education	Economy. Immigration.
Pam White Unmarried Women Republican Donald Trump Republican 2018 vote Voted Republican Donald Trump 2016 Female 60-69 years College Education	How to deal with the immigration problem but I heard very few viable solutions from the candidates.

Sally White Unmarried Women The Democratic candidate Democratic 2018 vote Voted Democrat Hillary Clinton 2016 Female 60-69 years Less than College Education	The immigration issue, as well as DACA. Women's rights to govern what happens with her own body.
Patti White Unmarried Women The Democratic candidate Democratic 2018 vote Voted Democrat Hillary Clinton 2016 Female 60-69 years College Education	Racial and income inequality - it underlies many other problems in our society
Linda White Unmarried Women Unsure Democratic 2018 vote Voted Other 2016 Female 60-69 years College Education	I still see climate change as most critical because of the 12 year window that we have to make progress in that area. All other issues are not as time sensitive.
Andrea White Unmarried Women The Democratic candidate Democratic 2018 vote Voted Democrat Hillary Clinton 2016 Female Less than College Education	Universal Healthcare is the most important for me. I worry that my husband will lose his Obama Care and I cannot afford to pay to have him added to my insurance.
Ann White Unmarried Women The Democratic candidate Did not vote 2018 Voted Republican Donald Trump 2016 Female 40-59 years College Education	climate change seems to be a hot topic and I agree. alot of economic things are going wrong because we are no longer addressing it. that needs to change
Julie_3 White Unmarried Women Unsure Democratic 2018 vote Voted Other 2016 Female 40-59 years College Education	America doesn't want to see a food fight. They want to see us put food on the table. (my paraphrase)
Karen_4 White Unmarried Women The Democratic candidate Did not vote 2018 Voted Democrat Hillary Clinton 2016 Female 60-69 years College Education	Health care. Everyone needs it, documented or not. More of the world is senior citizens. We are entitled to healthcare without the price tag. Doctors want us sick so they make money. Wow. Have we regressed even before we progressed.
Nancy White Unmarried Women Unsure Democratic 2018 vote Voted Democrat Hillary Clinton 2016 Female 40-59 years Less than College Education	The most important issue I heard tonight was immigration and children being taken from their parents.
Gwengie White Unmarried Women Republican Donald Trump Republican 2018 vote Voted Republican Donald Trump 2016 Female Less than College Education	I do not like their stance on immigration, I do not like their stance on universal healthcare
Cathy White Unmarried Women Unsure Democratic 2018 vote Voted Republican Donald Trump 2016 Female 40-59 years College Education	I live on \$400 a month so I would love Yang's extra \$1000 a month. I will not elect any person who decides to give all black people money because someone in the family generations ago might have been a slave. Also illegal immigrants need to be deported. I agree health care and climate change need to be addressed immediately. DWS has me owing \$37,000 because they didn't know I could withdraw money from my IRA so saying I did not qualify for Medicaid and state no fault clause so they are not liable but my responsibility so a lien on my home!
Dana White Unmarried Women The Democratic candidate Democratic 2018 vote Voted Democrat Hillary Clinton 2016 Female 40-59 years College Education	Climate change. We need to collaboratively come up with a solution with a combination of efforts that DO NOT include the fossil fuel industry

<p>Molly White Unmarried Women The Democratic candidate Democratic 2018 vote Voted Democrat Hillary Clinton 2016 Female 40-59 years Less than College Education</p>	<p>Beating Donald Trump. Embracing technology and creating jobs. Corruption in government.</p>
<p>Laura_2 White Unmarried Women The Democratic candidate Democratic 2018 vote Voted Democrat Hillary Clinton 2016 Female 60-69 years College Education</p>	<p>Healthcare is highly important, but there is too much disagreement about how to cover everyone. No one has a real plan to deal with and defeat Mitch McConnell.</p>
<p>Jennifer White Unmarried Women Republican Donald Trump Republican 2018 vote Voted Republican Donald Trump 2016 Female Less than College Education</p>	<p>I didn't hear anything about what I consider to be an important issue. I think the terrorists in this country and in our government are a major concern. If I had to pick one that those people argued about, I would choose abortion. I think banning abortion is a horrible idea.</p>
<p>Joanna White Unmarried Women Unsure Did not vote 2018 Did not vote 2016 Female 40-59 years College Education</p>	<p>Health care debate. Medicare for all topic. Most critical issue in America. Everyone in the country needs a core medical coverage, so this problem looks to me most important.</p>

<p>Tammy White Working Class Women Republican Donald Trump Republican 2018 vote Voted Republican Donald Trump 2016 Female 40-59 years Less than College Education</p>	<p>Immigration.. unlike all the Democrats I agree with President Trump we have enough diversity in this country already Let's Help the American citizens before we go helping the rest of the world</p>
<p>Wyleen White Working Class Women The Democratic candidate Democratic 2018 vote Voted Democrat Hillary Clinton 2016 Female 60-69 years Less than College Education</p>	<p>Climate change , if we want a world for our kids and grand kids, we need to do something now .Or there won't be a world for them to live in .</p>
<p>Brenda White Working Class Women The Democratic candidate Democratic 2018 vote Voted Democrat Hillary Clinton 2016 Female 40-59 years Less than College Education</p>	<p>Getting Donald Trump out of office, and advancing the green new deal, climate change</p>
<p>Melanie White Working Class Women Unsure Republican 2018 vote Voted Democrat Hillary Clinton 2016 Female 60-69 years Less than College Education</p>	<p>Health care/Medicare. Having a family that struggles to maintain a viable income and children on Medicaid plus being a senior with no income beyond Medicare, I am concerned with what resources are available for medical assistance.</p>
<p>Barbara White Working Class Women Republican Donald Trump Republican 2018 vote Voted Republican Donald Trump 2016 Female 60-69 years Less than College Education</p>	<p>It was hard to say..too much talking over each other. I heard climate change the most. And getting rid of Donald Trump.</p>
<p>Doreen White Working Class Women The Democratic candidate Democratic 2018 vote Voted Democrat Hillary Clinton 2016 Female 40-59 years Less than College Education</p>	<p>so many hard to say most important. Actually right now most important is to rid of this President. then immigration reform health care climate change education so many</p>
<p>Kathy_2 White Working Class Women Unsure Democratic 2018 vote Voted Democrat Hillary Clinton 2016 Female 60-69 years Less than College Education</p>	<p>the different approaches to addressing the healthcare issue. not sure if everyone is in love with Medicare the way that some candidates think</p>
<p>Fernando White Working Class Women Republican Donald Trump Democratic 2018 vote Voted Democrat Hillary Clinton 2016 Female College Education</p>	<p>Roe v Wade. This is a hot-button and these candidates want the women's votes no matter what.</p>
<p>Debbie White Working Class Women Republican Donald Trump Republican 2018 vote Voted Other 2016 Female 60-69 years Less than College Education</p>	<p>dealing with immigration and diversity. There are so many pros and cons, but I think that bottom line, America was built on diversity, but not to the point that we had to worry about illegal's taking advantage of our system and bringing in to our country drugs, etc.</p>
<p>Gunta White Working Class Women The Democratic candidate Democratic 2018 vote Voted Republican Donald Trump 2016 Female 60-69 years Less than College Education</p>	<p>They all talk about climate change, racial division, taxes, economy, but I still am not hearing something substantial on what they are doing. They talk in circles and over talk each other. I still don't have any idea what they are going to really change</p>
<p>Latishia White Working Class Women The Democratic candidate Democratic 2018 vote Voted Green Party Candidate Jill Stein 2016 Female 30-39 years Less than College Education</p>	<p>immigration because it's like Germany all over again and it needs fixed right now</p>

karen_3 White Working Class Women Republican Donald Trump Republican 2018 vote Voted Republican Donald Trump 2016 Female 40-59 years Less than College Education	The most important issue that I heard is the debate about illegal immigrants. Congress needs to come together to solve the problem of so many coming into the US. Either we have borders with laws or we don't have a country. We can't allow everyone into here just because they want to. So many people are on wait lists, trying to do the right thing, what happens to them?
Susan_2 White Working Class Women The Democratic candidate Democratic 2018 vote Voted Democrat Hillary Clinton 2016 Female 60-69 years Less than College Education	Healthcare and how effects us the people still do not like Medicare for All. Have to have both help for the under insured and who can pay for more.
Carol White Working Class Women Republican Donald Trump Republican 2018 vote Voted Republican Donald Trump 2016 Female 40-59 years Less than College Education	immigration. these candidates really need to look at the bigger picture of letting illegals in to this country. They do nothing for this economy. We spend millions of dollars on illegals that we could be spending elsewhere. They don't want to be separated from their children, then don't try coming in to this country.
Leisha White Working Class Women Republican Donald Trump Republican 2018 vote Voted Republican Donald Trump 2016 Female 40-59 years Less than College Education	Abortion because I do not believe in justifying the murder of an innocent baby. There are heartbreaking circumstances, but that baby is not to blame and that child is a life.
Deborah White Working Class Women Republican Donald Trump Republican 2018 vote Voted Republican Donald Trump 2016 Female 60-69 years Less than College Education	In an ideal world, we would take refugees in, but in the hundreds of thousands that are coming in at once, there's no way the US can support that without hurting the American citizens, communities and safety. It's too many at once. There should be a cap on how many in a certain amount of time so they can be processed and blend into society.
Pamela White Working Class Women The Democratic candidate Did not vote 2018 Voted Republican Donald Trump 2016 Female 40-59 years Less than College Education	The healthcare proposals because everyone needs healthcare. If there was a Medicare for everyone, there might be a better chance for a woman to be in control of her own body.
Kimberly White Working Class Women Republican Donald Trump Republican 2018 vote Voted Republican Donald Trump 2016 Female 60-69 years Less than College Education	The climate change and how we are going to fix it. And people coming across the border and not being legal yes they need to go back to get them legal not for us to do that. they need to be done before they come to the us.
Suzy White Working Class Women The Democratic candidate Democratic 2018 vote Voted Democrat Hillary Clinton 2016 Female 60-69 years Less than College Education	Climate control is extremely important for the future of our children and beyond. Human rights for ALL people. Insurance for all people I the country.
Phyllis White Working Class Women Republican Donald Trump Republican 2018 vote Voted Republican Donald Trump 2016 Female 60-69 years Less than College Education	The economy, Climate change, Gun violence, Equality for all are the most important issues facing our country. We need a very strong economy in order to face our challenges .Climate change is a world issue and the U.S. can solve it working with other counties is important.

White College Women

Wordcloud Visualization

Eve White College Women The Democratic candidate Democratic 2018 vote Voted Libertarian Gary Johnson 2016 Female 30-39 years College Education	The most important issue was about healthcare. They had some good ideas from the candidates.
Vera White College Women Unsure Republican 2018 vote Voted Republican Donald Trump 2016 Female 60-69 years College Education	The most important issue that I heard in the debate was the issue of corruption in Washington. I don't think it can be eliminated, but term limits in Congress might be a start.
Jayne White College Women The Democratic candidate Democratic 2018 vote Voted Democrat Hillary Clinton 2016 Female 60-69 years College Education	climate change, medical healthcare
Sue White College Women Republican Donald Trump Republican 2018 vote Voted Libertarian Gary Johnson 2016 Female 40-59 years College Education	Immigration and health care were big issues but the hate in the Democrats answers toward Donald Trump was despicable. He is the POTUS and deserves respect of that office.
Jen White College Women The Democratic candidate Democratic 2018 vote Voted Republican Donald Trump 2016 Female 60-69 years College Education	The undocumented immigrants...if they knew they were going to be sent back , they would come through legal channels. I liked what Biden said that you have to address why they are coming here and help fix that so they stay where they are.
Val White College Women Other Republican 2018 vote Did not vote 2016 Female 40-59 years College Education	About climate change. Where I live a rising sea level will affect this area terribly there is erosion, loss of land, it affects animals and the ecosystem. I see changes in the weather already. It has to be addressed before the world is ruined.
Carol_3 White College Women The Democratic candidate Democratic 2018 vote Voted Democrat Hillary Clinton 2016 Female 60-69 years College Education	The cost of health care and making it affordable to every day Americans. I am not sure I am in favor of Medicare for all but the drug and insurance companies are making too much money at the expense of Americans. That needs to change.
Susanne White College Women Republican Donald Trump Republican 2018 vote Voted Republican Donald Trump 2016 Female 60-69 years College Education	I think the dancing around of the issues and how they would actually pay for all these wonderful things they suggest is very important. I heard my important and idealistic things mentioned but I didn't hear a whole lot of solutions given. I think we need to definitely weed out some of these candidates who have no clue about what real Americans want.
Valerye White College Women Unsure Republican 2018 vote Voted Other 2016 Female 18-29 years College Education	Healthcare is very important and immigration reform.
Cecilia White College Women The Democratic candidate Democratic 2018 vote Voted Other 2016 Female 60-69 years College Education	I was happy to hear so many agreed on the urgent need to address climate change. Trump ignores what he can't understand.
Elizabeth White College Women The Democratic candidate Democratic 2018 vote Voted Democrat Hillary Clinton 2016 Female 60-69 years College Education	What Kamala Harris referred to as the climate crisis. The future of our species is at stake.
Maria White College Women The Democratic candidate Democratic 2018 vote Voted Democrat Hillary Clinton 2016 Female 30-39 years College Education	THE IMMIGRATION PROBLEM IS SOUGHT AND HOW IT CAN BE CARRIED OUT IN AN IDEAL PERFORMANCE ON THAT THEME. IT IS IMPORTANT BECAUSE MANY PEOPLE ARE COMING TO THE COUNTRY FROM OTHER PLACES WITHOUT DOCUMENTS OR PLACE WHERE TO LIVE AND THAT DISASTABILIZES THE COUNTRY.

Karen_6 White College Women The Democratic candidate Democratic 2018 vote Voted Democrat Hillary Clinton 2016 Female 40-59 years College Education	Climate change is the most important issue for every human being. My grandchildren will not reach the age of 50. Trump needs to go.
Tracey White College Women Other Republican 2018 vote Voted Republican Donald Trump 2016 Female 40-59 years College Education	I believe we need to have more renewable energy. Even if Climate change is not real it would be better overall for our natural environment to not have drilling and mining. Solar and Wind power seems logical.
Jenn White College Women The Democratic candidate Democratic 2018 vote Voted Democrat Hillary Clinton 2016 Female 40-59 years College Education	tax reform because it affects so many other areas such as health care and immigration
Judi White College Women The Democratic candidate Democratic 2018 vote Voted Democrat Hillary Clinton 2016 Female 60-69 years College Education	The most important issue heard in the debate was racial injustice and the ways in which it permeates education, housing, justice and jobs.
Lynda White College Women Republican Donald Trump Republican 2018 vote Voted Republican Donald Trump 2016 Female 40-59 years College Education	Economics and taxes are always my top issues. They didn't spend much time on the issues, and when they did, they had an opposing viewpoint
Rebecca White College Women Republican Donald Trump Republican 2018 vote Voted Republican Donald Trump 2016 Female 40-59 years College Education	Immigration. My spouse is a legal immigrant, and I believe it's important and lawful to uphold legal immigration. I liked what some candidates said about supporting the countries who are struggling. But I do not believe that those who arrive illegally should be allowed to stay. Immigration laws need to be strengthened and a clearer point made to those who try to arrive illegally that they will not be allowed to stay. However, I do believe that migratory workers should be allowed and documented, as legal ones are.
Laura White College Women The Democratic candidate Democratic 2018 vote Voted Democrat Hillary Clinton 2016 Female 40-59 years College Education	health care reform or universal health care. something needs to be done so health care is available to all. not just the wealthy and the poor but also those stuck in the middle that do not make enough but are told they make too much.
Karen_5 White College Women The Democratic candidate Democratic 2018 vote Voted Democrat Hillary Clinton 2016 Female 40-59 years College Education	Taking proper care of the people who are being detained/held in facilities at/close to the border. The Geneva Convention should be the standard for detainees as well as for prisoners of war; basic needs have to be met.
Kathy White College Women Republican Donald Trump Republican 2018 vote Voted Libertarian Gary Johnson 2016 Female 60-69 years College Education	Abortion / roe v wade. Abortion is the killing of unborn babies including babies during delivery. It is murder and must be stopped. Regarding rape. Should a child be put to death because of the sins of its father? You cannot put killing/murder on the same plane as inconvenience.
Jeanie White College Women Unsure Democratic 2018 vote Voted Other 2016 Female 60-69 years College Education	climate change - if we don't deal with it the major problems we have been seeing are only going to get worse and cost more and more of our tax money just to take care of the damage - just putting on bigger and bigger band-aids
Deb White College Women Republican Donald Trump Did not vote 2018 Voted Republican Donald Trump 2016 Female 60-69 years College Education	The most important issue is to protect the sanctity of life from the womb to the tomb recognizing that our Nation was founded on the right to life for all. That means we must defeat Roe v Wade and euthanasia.

Brian White Working Class Men Republican Donald Trump Republican 2018 vote Voted Republican Donald Trump 2016 Male 40-59 years Less than College Education	health care, immigration, climate change
Gary White Working Class Men The Democratic candidate Democratic 2018 vote Voted Democrat Hillary Clinton 2016 Male 40-59 years Less than College Education	crime
Kyle White Working Class Men The Democratic candidate Democratic 2018 vote Voted Libertarian Gary Johnson 2016 Male 30-39 years Less than College Education	Getting president trump out of office. Reuniting separated families. Turning America around for the better.
Drexy White Working Class Men The Democratic candidate Democratic 2018 vote Voted Republican Donald Trump 2016 Male 40-59 years Less than College Education	There were several but I really think that the most important issue would be dealing with climate change. It needs to be in the forefront of our thinking else we will all suffer greatly.
Thomas White Working Class Men Republican Donald Trump Republican 2018 vote Voted Republican Donald Trump 2016 Male 40-59 years Less than College Education	The most important issue I heard was about immigration and how they plan to deal with it.
Greg_2 White Working Class Men Other Democratic 2018 vote Did not vote 2016 Male 60-69 years Less than College Education	healthcare - I cannot afford so if not fixed, I will not get the help I need at my age
Bob White Working Class Men Republican Donald Trump Republican 2018 vote Voted Republican Donald Trump 2016 Male 60-69 years Less than College Education	That they all talked real big and will never be able to back it up..They want to give away free stuff and bankrupt our economy and legalize all the illegal aliens to turn our country into a 3rd world shithole
Paul_3 White Working Class Men Republican Donald Trump Republican 2018 vote Voted Republican Donald Trump 2016 Male 60-69 years Less than College Education	That our countries infra-structure and more jobs are created and that we change the Roe and Wade thing!
Paul White Working Class Men The Democratic candidate Democratic 2018 vote Voted Democrat Hillary Clinton 2016 Male 60-69 years Less than College Education	The most important issue that I heard to me was health care. The most important issue talked about on stage was climate change.
Dale White Working Class Men The Democratic candidate Democratic 2018 vote Voted Democrat Hillary Clinton 2016 Male 60-69 years Less than College Education	Affordable healthcare for everyone. Climate change, we need to do something before it's too late.

<p>Bruce White Working Class Men The Democratic candidate Democratic 2018 vote Voted Democrat Hillary Clinton 2016 Male 40-59 years Less than College Education</p>	<p>Healthcare heard how they will do it.</p>
<p>Robert White Working Class Men Republican Donald Trump Republican 2018 vote Voted Republican Donald Trump 2016 Male 60-69 years Less than College Education</p>	<p>Immigration if it is not addressed the rest of the issues will not be solvable</p>
<p>Sean White Working Class Men The Democratic candidate Democratic 2018 vote Voted Democrat Hillary Clinton 2016 Male 40-59 years Less than College Education</p>	<p>Healthcare Reform is the most import issue I heard discussed. The candidates seemed to have a very clear understanding how to communicate to the viewers their plans for change.</p>
<p>Richard White Working Class Men The Democratic candidate Democratic 2018 vote Voted Republican Donald Trump 2016 Male 30-39 years Less than College Education</p>	<p>climate change is the most important subject to me because I have a 4 year old daughter I wish to protect, support, and see her thrive. If the world is destroyed before my daughter is grown then there may be no hope. health care is too much out of pocket these days</p>
<p>Britt White Working Class Men Republican Donald Trump Did not vote 2018 Voted Republican Donald Trump 2016 Male 40-59 years Less than College Education</p>	<p>Health care. It's too bad the democrats cannot fixate on what they can do other than beat Donald Trump, or create a socialist republic. If that's all they can come up with, may the best person win. Period.</p>
<p>Tim_2 White Working Class Men The Democratic candidate Republican 2018 vote Voted Republican Donald Trump 2016 Male 30-39 years Less than College Education</p>	<p>Bernie Sanders telling Trump that 32 million are being thrown off health care. That was the most memorable moment.</p>
<p>Paul_2 White Working Class Men The Democratic candidate Democratic 2018 vote Voted Democrat Hillary Clinton 2016 Male 40-59 years Less than College Education</p>	<p>health care</p>

(Q9. PRE ISSUES) And which FOUR of the following issues are most important for you? Select FOUR.

	Total	SAMPLE						
		African Americans	Latinos	White Millennials	White Unmarried Women	White Working Class Women	White College Women	White Working Class Men
Health care and drug costs	62%	63%	57%	71%	60%	68%	55%	64%
Getting immigration under control	42%	21%	17%	57%	40%	64%	55%	41%
The economy and good jobs	37%	50%	26%	29%	25%	40%	38%	45%
Getting President Trump out of office	32%	67%	26%	14%	30%	28%	28%	23%
Climate change	26%	13%	39%	36%	35%	20%	28%	18%
Wages keeping up with costs	21%	17%	30%	14%	35%	20%	14%	18%
Keeping President Trump in office	20%	4%	13%	21%	15%	48%	10%	32%
Strengthening the middle class	18%	13%	35%	21%	10%	20%	17%	14%
Reducing division in the country	17%	13%	22%	14%	15%	4%	31%	18%
Higher taxes on the rich and corporations	16%	17%	26%	0%	20%	12%	14%	18%
The opioid crisis	15%	8%	4%	36%	20%	12%	21%	14%
Treatment of immigrants at the border and in the country	15%	17%	13%	7%	25%	12%	21%	9%
Tariffs and trade with China	13%	0%	9%	7%	0%	32%	17%	23%
Making higher education more affordable	13%	25%	22%	14%	5%	4%	14%	9%
Reducing inequality	11%	13%	17%	7%	10%	0%	10%	18%
Preventing racism and discrimination	10%	29%	17%	0%	5%	0%	7%	5%
Influence of donors, lobbyists and big corporations	9%	4%	17%	7%	15%	0%	7%	14%
Increased support for public education	8%	8%	0%	21%	20%	8%	0%	9%
Helping working women and equal pay	7%	13%	0%	14%	5%	4%	10%	5%
Student loan debt	6%	8%	9%	7%	10%	4%	3%	5%

N =	157	24	23	14	20	25	29	22
NR =	0	0	0	0	0	0	0	0

(Q21. POST ISSUES) And which FOUR of the following issues are most important for you? Select FOUR.

	Total	SAMPLE						
		African Americans	Latinos	White Millennials	White Unmarried Women	White Working Class Women	White College Women	White Working Class Men
Health care and drug costs	68%	71%	48%	57%	80%	76%	66%	73%
Getting immigration under control	45%	17%	30%	57%	40%	64%	55%	55%
Climate change	38%	29%	52%	36%	50%	28%	38%	32%
Getting President Trump out of office	34%	63%	43%	21%	30%	28%	28%	23%
The economy and good jobs	31%	21%	39%	50%	20%	36%	24%	32%
Keeping President Trump in office	24%	8%	17%	36%	15%	44%	17%	32%
Reducing division in the country	21%	29%	17%	0%	20%	20%	31%	18%
Strengthening the middle class	20%	13%	9%	21%	15%	20%	31%	27%
Wages keeping up with costs	17%	17%	30%	7%	10%	20%	7%	23%
Treatment of immigrants at the border and in the country	14%	13%	9%	14%	20%	16%	14%	14%
Higher taxes on the rich and corporations	12%	13%	22%	14%	15%	0%	17%	5%
Influence of donors, lobbyists and big corporations	11%	0%	22%	14%	15%	8%	10%	14%
Tariffs and trade with China	11%	4%	13%	21%	0%	12%	7%	23%
Preventing racism and discrimination	11%	38%	13%	0%	15%	0%	7%	0%
Making higher education more affordable	10%	25%	17%	7%	5%	8%	7%	0%
The opioid crisis	10%	13%	0%	14%	15%	12%	14%	5%
Student loan debt	9%	4%	13%	14%	20%	4%	7%	5%
Reducing inequality	8%	4%	4%	0%	10%	0%	17%	18%
Increased support for public education	6%	17%	0%	14%	5%	4%	3%	5%
Helping working women and equal pay	1%	4%	0%	0%	0%	0%	0%	0%

N =	157	24	23	14	20	25	29	22
NR =	0	0	0	0	0	0	0	0

(Q10. PRE PRES DESCRIPTIONS) Below are pairs of descriptive statements. For each, please read the two statements about the country. Pick the one that comes closest to your thinking, even if you do not agree with it entirely.

Total

A - FIRST: It is time for bold new policies OR SECOND: We need to build on the changes that President Trump has tried to stop
B - FIRST: I hope the Democratic leader takes the country in a liberal direction OR SECOND: I hope the Democratic leader takes the country in a moderate direction
C - FIRST: Democrats need a leader who will work with both parties OR SECOND: Democrats need a leader with a clear new vision for the country
D - FIRST: The Democratic leader should work to unite the country OR SECOND: The Democratic leader should work to bring needed reforms
E - FIRST: It is time for government activism to address problems OR SECOND: It is time for government restraint and less regulation
F - FIRST: It is time for government to fully fund universal health care OR SECOND: It is time to make sure the Affordable Care Act works as it was fully intended

	A	B	C	D	E	F
First Statement - Much more	34%	15%	47%	43%	31%	29%
First Statement - Somewhat more	32%	20%	25%	29%	27%	23%
Second Statement - Somewhat more	19%	28%	15%	17%	24%	31%
Second Statement - Much more	15%	37%	13%	11%	18%	17%
Categories						
First statement more	66%	35%	73%	72%	58%	52%
Second statement more	34%	65%	27%	28%	42%	48%
N =	157	157	157	157	157	157
NR =	0	0	0	0	0	0

African Americans

A - FIRST: It is time for bold new policies OR SECOND: We need to build on the changes that President Trump has tried to stop
B - FIRST: I hope the Democratic leader takes the country in a liberal direction OR SECOND: I hope the Democratic leader takes the country in a moderate direction
C - FIRST: Democrats need a leader who will work with both parties OR SECOND: Democrats need a leader with a clear new vision for the country
D - FIRST: The Democratic leader should work to unite the country OR SECOND: The Democratic leader should work to bring needed reforms
E - FIRST: It is time for government activism to address problems OR SECOND: It is time for government restraint and less regulation
F - FIRST: It is time for government to fully fund universal health care OR SECOND: It is time to make sure the Affordable Care Act works as it was fully intended

	A	B	C	D	E	F
First Statement - Much more	33%	17%	29%	33%	38%	42%
First Statement - Somewhat more	29%	29%	29%	33%	38%	17%
Second Statement - Somewhat more	13%	29%	17%	21%	17%	25%
Second Statement - Much more	25%	25%	25%	13%	8%	17%
Categories						
First statement more	63%	46%	58%	67%	75%	58%
Second statement more	38%	54%	42%	33%	25%	42%
N =	24	24	24	24	24	24
NR =	0	0	0	0	0	0

Latinos

A - FIRST: It is time for bold new policies OR SECOND: We need to build on the changes that President Trump has tried to stop
B - FIRST: I hope the Democratic leader takes the country in a liberal direction OR SECOND: I hope the Democratic leader takes the country in a moderate direction
C - FIRST: Democrats need a leader who will work with both parties OR SECOND: Democrats need a leader with a clear new vision for the country
D - FIRST: The Democratic leader should work to unite the country OR SECOND: The Democratic leader should work to bring needed reforms
E - FIRST: It is time for government activism to address problems OR SECOND: It is time for government restraint and less regulation
F - FIRST: It is time for government to fully fund universal health care OR SECOND: It is time to make sure the Affordable Care Act works as it was fully intended

	A	B	C	D	E	F
First Statement - Much more	30%	17%	35%	39%	26%	43%
First Statement - Somewhat more	35%	26%	35%	35%	30%	17%
Second Statement - Somewhat more	17%	35%	17%	17%	22%	22%
Second Statement - Much more	17%	22%	13%	9%	22%	17%
Categories						
First statement more	65%	43%	70%	74%	57%	61%
Second statement more	35%	57%	30%	26%	43%	39%
N =	23	23	23	23	23	23
NR =	0	0	0	0	0	0

White Millennials

A - FIRST: It is time for bold new policies OR SECOND: We need to build on the changes that President Trump has tried to stop
B - FIRST: I hope the Democratic leader takes the country in a liberal direction OR SECOND: I hope the Democratic leader takes the country in a moderate direction
C - FIRST: Democrats need a leader who will work with both parties OR SECOND: Democrats need a leader with a clear new vision for the country
D - FIRST: The Democratic leader should work to unite the country OR SECOND: The Democratic leader should work to bring needed reforms
E - FIRST: It is time for government activism to address problems OR SECOND: It is time for government restraint and less regulation
F - FIRST: It is time for government to fully fund universal health care OR SECOND: It is time to make sure the Affordable Care Act works as it was fully intended

	A	B	C	D	E	F
First Statement - Much more	50%	21%	43%	64%	21%	43%
First Statement - Somewhat more	14%	29%	21%	21%	21%	29%
Second Statement - Somewhat more	21%	14%	7%	0%	21%	21%
Second Statement - Much more	14%	36%	29%	14%	36%	7%
Categories						
First statement more	64%	50%	64%	86%	43%	71%
Second statement more	36%	50%	36%	14%	57%	29%
N =	14	14	14	14	14	14
NR =	0	0	0	0	0	0

White Unmarried Women

A - FIRST: It is time for bold new policies OR SECOND: We need to build on the changes that President Trump has tried to stop
B - FIRST: I hope the Democratic leader takes the country in a liberal direction OR SECOND: I hope the Democratic leader takes the country in a moderate direction
C - FIRST: Democrats need a leader who will work with both parties OR SECOND: Democrats need a leader with a clear new vision for the country
D - FIRST: The Democratic leader should work to unite the country OR SECOND: The Democratic leader should work to bring needed reforms
E - FIRST: It is time for government activism to address problems OR SECOND: It is time for government restraint and less regulation
F - FIRST: It is time for government to fully fund universal health care OR SECOND: It is time to make sure the Affordable Care Act works as it was fully intended

	A	B	C	D	E	F
First Statement - Much more	30%	15%	45%	25%	30%	25%
First Statement - Somewhat more	35%	15%	20%	35%	45%	30%
Second Statement - Somewhat more	25%	25%	25%	25%	15%	40%
Second Statement - Much more	10%	45%	10%	15%	10%	5%
Categories						
First statement more	65%	30%	65%	60%	75%	55%
Second statement more	35%	70%	35%	40%	25%	45%
N =	20	20	20	20	20	20
NR =	0	0	0	0	0	0

White Working Class Women

A - FIRST: It is time for bold new policies OR SECOND: We need to build on the changes that President Trump has tried to stop
B - FIRST: I hope the Democratic leader takes the country in a liberal direction OR SECOND: I hope the Democratic leader takes the country in a moderate direction
C - FIRST: Democrats need a leader who will work with both parties OR SECOND: Democrats need a leader with a clear new vision for the country
D - FIRST: The Democratic leader should work to unite the country OR SECOND: The Democratic leader should work to bring needed reforms
E - FIRST: It is time for government activism to address problems OR SECOND: It is time for government restraint and less regulation
F - FIRST: It is time for government to fully fund universal health care OR SECOND: It is time to make sure the Affordable Care Act works as it was fully intended

	A	B	C	D	E	F
First Statement - Much more	32%	8%	64%	52%	36%	20%
First Statement - Somewhat more	24%	4%	20%	28%	20%	24%
Second Statement - Somewhat more	32%	36%	16%	12%	36%	40%
Second Statement - Much more	12%	52%	0%	8%	8%	16%
Categories						
First statement more	56%	12%	84%	80%	56%	44%
Second statement more	44%	88%	16%	20%	44%	56%
N =	25	25	25	25	25	25
NR =	0	0	0	0	0	0

White College Women

A - FIRST: It is time for bold new policies OR SECOND: We need to build on the changes that President Trump has tried to stop
B - FIRST: I hope the Democratic leader takes the country in a liberal direction OR SECOND: I hope the Democratic leader takes the country in a moderate direction
C - FIRST: Democrats need a leader who will work with both parties OR SECOND: Democrats need a leader with a clear new vision for the country
D - FIRST: The Democratic leader should work to unite the country OR SECOND: The Democratic leader should work to bring needed reforms
E - FIRST: It is time for government activism to address problems OR SECOND: It is time for government restraint and less regulation
F - FIRST: It is time for government to fully fund universal health care OR SECOND: It is time to make sure the Affordable Care Act works as it was fully intended

	A	B	C	D	E	F
First Statement - Much more	24%	14%	45%	34%	24%	24%
First Statement - Somewhat more	48%	21%	34%	34%	21%	10%
Second Statement - Somewhat more	10%	28%	7%	21%	31%	41%
Second Statement - Much more	17%	38%	14%	10%	24%	24%
Categories						
First statement more	72%	34%	79%	69%	45%	34%
Second statement more	28%	66%	21%	31%	55%	66%
N =	29	29	29	29	29	29
NR =	0	0	0	0	0	0

White Working Class Men

A - FIRST: It is time for bold new policies OR SECOND: We need to build on the changes that President Trump has tried to stop
B - FIRST: I hope the Democratic leader takes the country in a liberal direction OR SECOND: I hope the Democratic leader takes the country in a moderate direction
C - FIRST: Democrats need a leader who will work with both parties OR SECOND: Democrats need a leader with a clear new vision for the country
D - FIRST: The Democratic leader should work to unite the country OR SECOND: The Democratic leader should work to bring needed reforms
E - FIRST: It is time for government activism to address problems OR SECOND: It is time for government restraint and less regulation
F - FIRST: It is time for government to fully fund universal health care OR SECOND: It is time to make sure the Affordable Care Act works as it was fully intended

	A	B	C	D	E	F
First Statement - Much more	45%	14%	68%	59%	41%	9%
First Statement - Somewhat more	27%	23%	14%	14%	14%	41%
Second Statement - Somewhat more	18%	23%	14%	14%	18%	23%
Second Statement - Much more	9%	41%	5%	14%	27%	27%
Categories						
First statement more	73%	36%	82%	73%	55%	50%
Second statement more	27%	64%	18%	27%	45%	50%
N =	22	22	22	22	22	22
NR =	0	0	0	0	0	0

(Q22. POST PRES DESCRIPTIONS) Below are pairs of descriptive statements. For each, please select which one of the following descriptions comes closer to what you are looking for in a candidate for president, even if you do not agree with it entirely?

Total

A - FIRST: It is time for bold new policies OR SECOND: We need to build on the changes that President Trump has tried to stop
B - FIRST: I hope the Democratic leader takes the country in a liberal direction OR SECOND: I hope the Democratic leader takes the country in a moderate direction
C - FIRST: Democrats need a leader who will work with both parties OR SECOND: Democrats need a leader with a clear new vision for the country
D - FIRST: The Democratic leader should work to unite the country OR SECOND: The Democratic leader should work to bring needed reforms
E - FIRST: It is time for government activism to address problems OR SECOND: It is time for government restraint and less regulation
F - FIRST: It is time for government to fully fund universal health care OR SECOND: It is time to make sure the Affordable Care Act works as it was fully intended

	A	B	C	D	E	F
First Statement - Much more	36%	15%	49%	43%	32%	21%
First Statement - Somewhat more	32%	17%	22%	24%	29%	25%
Second Statement - Somewhat more	17%	29%	13%	18%	20%	34%
Second Statement - Much more	15%	39%	16%	15%	18%	20%
Categories						
First statement more	68%	32%	71%	67%	62%	46%
Second statement more	32%	68%	29%	33%	38%	54%
N =	157	157	157	157	157	157
NR =	0	0	0	0	0	0

African Americans

A - FIRST: It is time for bold new policies OR SECOND: We need to build on the changes that President Trump has tried to stop
B - FIRST: I hope the Democratic leader takes the country in a liberal direction OR SECOND: I hope the Democratic leader takes the country in a moderate direction
C - FIRST: Democrats need a leader who will work with both parties OR SECOND: Democrats need a leader with a clear new vision for the country
D - FIRST: The Democratic leader should work to unite the country OR SECOND: The Democratic leader should work to bring needed reforms
E - FIRST: It is time for government activism to address problems OR SECOND: It is time for government restraint and less regulation
F - FIRST: It is time for government to fully fund universal health care OR SECOND: It is time to make sure the Affordable Care Act works as it was fully intended

	A	B	C	D	E	F
First Statement - Much more	38%	29%	29%	42%	33%	17%
First Statement - Somewhat more	21%	17%	29%	21%	25%	29%
Second Statement - Somewhat more	21%	25%	21%	13%	33%	29%
Second Statement - Much more	21%	29%	21%	25%	8%	25%
Categories						
First statement more	58%	46%	58%	63%	58%	46%
Second statement more	42%	54%	42%	38%	42%	54%
N =	24	24	24	24	24	24
NR =	0	0	0	0	0	0

Latinos

A - FIRST: It is time for bold new policies OR SECOND: We need to build on the changes that President Trump has tried to stop
B - FIRST: I hope the Democratic leader takes the country in a liberal direction OR SECOND: I hope the Democratic leader takes the country in a moderate direction
C - FIRST: Democrats need a leader who will work with both parties OR SECOND: Democrats need a leader with a clear new vision for the country
D - FIRST: The Democratic leader should work to unite the country OR SECOND: The Democratic leader should work to bring needed reforms
E - FIRST: It is time for government activism to address problems OR SECOND: It is time for government restraint and less regulation
F - FIRST: It is time for government to fully fund universal health care OR SECOND: It is time to make sure the Affordable Care Act works as it was fully intended

	A	B	C	D	E	F
First Statement - Much more	39%	22%	48%	39%	30%	30%
First Statement - Somewhat more	17%	26%	13%	17%	39%	17%
Second Statement - Somewhat more	17%	30%	17%	22%	9%	30%
Second Statement - Much more	26%	22%	22%	22%	22%	22%
Categories						
First statement more	57%	48%	61%	57%	70%	48%
Second statement more	43%	52%	39%	43%	30%	52%
N =	23	23	23	23	23	23
NR =	0	0	0	0	0	0

White Millennials

A - FIRST: It is time for bold new policies OR SECOND: We need to build on the changes that President Trump has tried to stop
B - FIRST: I hope the Democratic leader takes the country in a liberal direction OR SECOND: I hope the Democratic leader takes the country in a moderate direction
C - FIRST: Democrats need a leader who will work with both parties OR SECOND: Democrats need a leader with a clear new vision for the country
D - FIRST: The Democratic leader should work to unite the country OR SECOND: The Democratic leader should work to bring needed reforms
E - FIRST: It is time for government activism to address problems OR SECOND: It is time for government restraint and less regulation
F - FIRST: It is time for government to fully fund universal health care OR SECOND: It is time to make sure the Affordable Care Act works as it was fully intended

	A	B	C	D	E	F
First Statement - Much more	43%	29%	57%	57%	29%	36%
First Statement - Somewhat more	36%	14%	14%	21%	14%	21%
Second Statement - Somewhat more	7%	21%	7%	14%	21%	36%
Second Statement - Much more	14%	36%	21%	7%	36%	7%
Categories						
First statement more	79%	43%	71%	79%	43%	57%
Second statement more	21%	57%	29%	21%	57%	43%
N =	14	14	14	14	14	14
NR =	0	0	0	0	0	0

White Unmarried Women

A - FIRST: It is time for bold new policies OR SECOND: We need to build on the changes that President Trump has tried to stop
B - FIRST: I hope the Democratic leader takes the country in a liberal direction OR SECOND: I hope the Democratic leader takes the country in a moderate direction
C - FIRST: Democrats need a leader who will work with both parties OR SECOND: Democrats need a leader with a clear new vision for the country
D - FIRST: The Democratic leader should work to unite the country OR SECOND: The Democratic leader should work to bring needed reforms
E - FIRST: It is time for government activism to address problems OR SECOND: It is time for government restraint and less regulation
F - FIRST: It is time for government to fully fund universal health care OR SECOND: It is time to make sure the Affordable Care Act works as it was fully intended

	A	B	C	D	E	F
First Statement - Much more	40%	15%	55%	40%	30%	15%
First Statement - Somewhat more	30%	20%	15%	20%	35%	30%
Second Statement - Somewhat more	15%	35%	20%	25%	25%	45%
Second Statement - Much more	15%	30%	10%	15%	10%	10%
Categories						
First statement more	70%	35%	70%	60%	65%	45%
Second statement more	30%	65%	30%	40%	35%	55%
N =	20	20	20	20	20	20
NR =	0	0	0	0	0	0

White Working Class Women

A - FIRST: It is time for bold new policies OR SECOND: We need to build on the changes that President Trump has tried to stop
B - FIRST: I hope the Democratic leader takes the country in a liberal direction OR SECOND: I hope the Democratic leader takes the country in a moderate direction
C - FIRST: Democrats need a leader who will work with both parties OR SECOND: Democrats need a leader with a clear new vision for the country
D - FIRST: The Democratic leader should work to unite the country OR SECOND: The Democratic leader should work to bring needed reforms
E - FIRST: It is time for government activism to address problems OR SECOND: It is time for government restraint and less regulation
F - FIRST: It is time for government to fully fund universal health care OR SECOND: It is time to make sure the Affordable Care Act works as it was fully intended

	A	B	C	D	E	F
First Statement - Much more	40%	8%	60%	48%	44%	20%
First Statement - Somewhat more	32%	4%	20%	28%	28%	24%
Second Statement - Somewhat more	8%	36%	8%	8%	12%	32%
Second Statement - Much more	20%	52%	12%	16%	16%	24%
Categories						
First statement more	72%	12%	80%	76%	72%	44%
Second statement more	28%	88%	20%	24%	28%	56%
N =	25	25	25	25	25	25
NR =	0	0	0	0	0	0

White College Women

A - FIRST: It is time for bold new policies OR SECOND: We need to build on the changes that President Trump has tried to stop
B - FIRST: I hope the Democratic leader takes the country in a liberal direction OR SECOND: I hope the Democratic leader takes the country in a moderate direction
C - FIRST: Democrats need a leader who will work with both parties OR SECOND: Democrats need a leader with a clear new vision for the country
D - FIRST: The Democratic leader should work to unite the country OR SECOND: The Democratic leader should work to bring needed reforms
E - FIRST: It is time for government activism to address problems OR SECOND: It is time for government restraint and less regulation
F - FIRST: It is time for government to fully fund universal health care OR SECOND: It is time to make sure the Affordable Care Act works as it was fully intended

	A	B	C	D	E	F
First Statement - Much more	17%	3%	45%	38%	28%	10%
First Statement - Somewhat more	55%	17%	31%	38%	31%	10%
Second Statement - Somewhat more	24%	31%	7%	21%	24%	52%
Second Statement - Much more	3%	48%	17%	3%	17%	28%
Categories						
First statement more	72%	21%	76%	76%	59%	21%
Second statement more	28%	79%	24%	24%	41%	79%
N =	29	29	29	29	29	29
NR =	0	0	0	0	0	0

White Working Class Men

A - FIRST: It is time for bold new policies OR SECOND: We need to build on the changes that President Trump has tried to stop
B - FIRST: I hope the Democratic leader takes the country in a liberal direction OR SECOND: I hope the Democratic leader takes the country in a moderate direction
C - FIRST: Democrats need a leader who will work with both parties OR SECOND: Democrats need a leader with a clear new vision for the country
D - FIRST: The Democratic leader should work to unite the country OR SECOND: The Democratic leader should work to bring needed reforms
E - FIRST: It is time for government activism to address problems OR SECOND: It is time for government restraint and less regulation
F - FIRST: It is time for government to fully fund universal health care OR SECOND: It is time to make sure the Affordable Care Act works as it was fully intended

	A	B	C	D	E	F
First Statement - Much more	41%	9%	55%	45%	32%	27%
First Statement - Somewhat more	27%	18%	23%	14%	27%	45%
Second Statement - Somewhat more	23%	23%	14%	23%	14%	14%
Second Statement - Much more	9%	50%	9%	18%	27%	14%
Categories						
First statement more	68%	27%	77%	59%	59%	73%
Second statement more	32%	73%	23%	41%	41%	27%
N =	22	22	22	22	22	22
NR =	0	0	0	0	0	0

(Q11. PRE FAVORABILITY) Please rate your feelings toward some people, proposals, and organizations with one hundred meaning a VERY WARM, FAVORABLE feeling; zero meaning a VERY COLD, UNFAVORABLE feeling; and fifty meaning not particularly warm or cold. You can use any number from zero to one hundred, the higher the number the more favorable your feelings are toward that person.

Total

A - Donald Trump	M - Immigrants to the US
B - Democrats in Congress	N - The N.R.A., or National Rifle Association
C - Republicans in Congress	O - Pro-life, anti-abortion groups
D - Nancy Pelosi, the Speaker of the House	P - Labor unions
E - Mitch McConnell, the Senate Majority Leader	Q - Gay marriage
F - The plan for a wall on the southern border	R - Fox News
G - The Affordable Care Act or Obamacare	S - Planned Parenthood
H - The 2017 tax cut for corporations and individuals	T - Measures to prevent global warming
I - New tariffs on trade with China	U - CEOs of large businesses
J - Medicare for all	V - An Ultra-Millionaire tax to fund student loan debt relief
K - The Green New Deal	W - Raising taxes on those making over \$250,000 a year so they pay their fair share
L - NAFTA, the North American Free Trade Agreement with Mexico, Canada and the United States	

	A	B	C	D	E	F	G	H	I	J	K	L	M	N	O	P
Categories																
76-100	30%	31%	18%	27%	11%	33%	34%	25%	23%	40%	19%	18%	25%	24%	25%	27%
51-75	16%	19%	21%	21%	26%	14%	18%	22%	26%	25%	32%	43%	27%	17%	22%	24%
50	1%	5%	7%	6%	11%	4%	6%	10%	5%	6%	12%	10%	9%	8%	6%	12%
26-49	3%	18%	22%	14%	17%	13%	15%	10%	20%	12%	16%	14%	17%	10%	16%	22%
0-25	51%	27%	31%	32%	35%	36%	26%	34%	26%	18%	21%	16%	23%	42%	31%	16%
Total Negative (0-49)	54%	44%	53%	45%	52%	49%	41%	44%	46%	29%	36%	30%	40%	51%	47%	38%
Total Positive (51-100)	45%	51%	40%	49%	37%	47%	53%	47%	49%	65%	51%	60%	51%	41%	47%	51%
N =	154	154	154	154	154	154	154	154	154	154	154	154	154	154	154	154
NR =	3	3	3	3	3	3	3	3	3	3	3	3	3	3	3	3
Mean	42.29	52.03	43.95	47.93	39.48	47.79	54.77	46.97	50.32	60.75	50.66	54.73	51.68	43.36	48.12	55.27

African Americans

A - Donald Trump	M - Immigrants to the US
B - Democrats in Congress	N - The N.R.A., or National Rifle Association
C - Republicans in Congress	O - Pro-life, anti-abortion groups
D - Nancy Pelosi, the Speaker of the House	P - Labor unions
E - Mitch McConnell, the Senate Majority Leader	Q - Gay marriage
F - The plan for a wall on the southern border	R - Fox News
G - The Affordable Care Act or Obamacare	S - Planned Parenthood
H - The 2017 tax cut for corporations and individuals	T - Measures to prevent global warming
I - New tariffs on trade with China	U - CEOs of large businesses
J - Medicare for all	V - An Ultra-Millionaire tax to fund student loan debt relief
K - The Green New Deal	W - Raising taxes on those making over \$250,000 a year so they pay their fair share
L - NAFTA, the North American Free Trade Agreement with Mexico, Canada and the United States	

	A	B	C	D	E	F	G	H	I	J	K	L	M	N	O	P
Categories																
76-100	13%	65%	22%	43%	17%	30%	61%	22%	17%	57%	22%	22%	43%	22%	26%	43%
51-75	13%	22%	9%	35%	26%	13%	26%	26%	39%	26%	39%	52%	26%	13%	26%	22%
50	4%	4%	13%	9%	9%	4%	13%	9%	4%	9%	22%	9%	13%	9%	9%	17%
26-49	0%	4%	17%	4%	9%	13%	0%	0%	17%	4%	13%	4%	4%	4%	9%	9%
0-25	70%	4%	39%	9%	39%	39%	0%	43%	22%	4%	4%	13%	13%	52%	30%	9%
Total Negative (0-49)	70%	9%	57%	13%	48%	52%	0%	43%	39%	9%	17%	17%	17%	57%	39%	17%
Total Positive (51-100)	26%	87%	30%	78%	43%	43%	87%	48%	57%	83%	61%	74%	70%	35%	52%	65%
N =	23	23	23	23	23	23	23	23	23	23	23	23	23	23	23	23
NR =	1	1	1	1	1	1	1	1	1	1	1	1	1	1	1	1
Mean	24.09	76.61	38.13	69.43	40.83	46.22	79.17	43.65	50.26	76.87	62.17	59.70	61.91	39.48	49.91	64.87

Latinos

A - Donald Trump	M - Immigrants to the US
B - Democrats in Congress	N - The N.R.A., or National Rifle Association
C - Republicans in Congress	O - Pro-life, anti-abortion groups
D - Nancy Pelosi, the Speaker of the House	P - Labor unions
E - Mitch McConnell, the Senate Majority Leader	Q - Gay marriage
F - The plan for a wall on the southern border	R - Fox News
G - The Affordable Care Act or Obamacare	S - Planned Parenthood
H - The 2017 tax cut for corporations and individuals	T - Measures to prevent global warming
I - New tariffs on trade with China	U - CEOs of large businesses
J - Medicare for all	V - An Ultra-Millionaire tax to fund student loan debt relief
K - The Green New Deal	W - Raising taxes on those making over \$250,000 a year so they pay their fair share
L - NAFTA, the North American Free Trade Agreement with Mexico, Canada and the United States	

	A	B	C	D	E	F	G	H	I	J	K	L	M	N	O	P
Categories																
76-100	18%	36%	14%	32%	9%	18%	36%	18%	23%	55%	32%	27%	32%	18%	14%	27%
51-75	23%	32%	18%	36%	23%	18%	32%	14%	18%	23%	36%	50%	32%	23%	32%	36%
50	0%	5%	5%	0%	5%	9%	0%	5%	0%	5%	5%	14%	9%	0%	9%	0%
26-49	9%	18%	41%	9%	9%	23%	18%	23%	32%	5%	9%	5%	14%	14%	14%	23%
0-25	50%	9%	23%	23%	55%	32%	14%	41%	27%	14%	18%	5%	14%	45%	32%	14%
Total Negative (0-49)	59%	27%	64%	32%	64%	55%	32%	64%	59%	18%	27%	9%	27%	59%	45%	36%
Total Positive (51-100)	41%	68%	32%	68%	32%	36%	68%	32%	41%	77%	68%	77%	64%	41%	45%	64%
N =	22	22	22	22	22	22	22	22	22	22	22	22	22	22	22	22
NR =	1	1	1	1	1	1	1	1	1	1	1	1	1	1	1	1
Mean	35.55	60.05	39.91	56.14	31.95	39.59	64.68	37.32	47.32	70.50	60.50	65.05	59.45	37.18	44.55	59.41

White Millennials

A - Donald Trump	M - Immigrants to the US
B - Democrats in Congress	N - The N.R.A., or National Rifle Association
C - Republicans in Congress	O - Pro-life, anti-abortion groups
D - Nancy Pelosi, the Speaker of the House	P - Labor unions
E - Mitch McConnell, the Senate Majority Leader	Q - Gay marriage
F - The plan for a wall on the southern border	R - Fox News
G - The Affordable Care Act or Obamacare	S - Planned Parenthood
H - The 2017 tax cut for corporations and individuals	T - Measures to prevent global warming
I - New tariffs on trade with China	U - CEOs of large businesses
J - Medicare for all	V - An Ultra-Millionaire tax to fund student loan debt relief
K - The Green New Deal	W - Raising taxes on those making over \$250,000 a year so they pay their fair share
L - NAFTA, the North American Free Trade Agreement with Mexico, Canada and the United States	

	A	B	C	D	E	F	G	H	I	J	K	L	M	N	O	P
Categories																
76-100	36%	14%	7%	14%	7%	57%	36%	29%	21%	14%	7%	14%	21%	36%	36%	7%
51-75	21%	14%	36%	14%	50%	0%	0%	29%	57%	29%	29%	29%	21%	14%	14%	36%
50	0%	7%	7%	7%	7%	0%	0%	7%	7%	7%	7%	7%	7%	7%	7%	7%
26-49	0%	29%	29%	29%	14%	14%	36%	7%	0%	21%	36%	29%	29%	14%	21%	29%
0-25	43%	36%	21%	36%	21%	29%	29%	29%	14%	29%	21%	21%	21%	29%	21%	21%
Total Negative (0-49)	43%	64%	50%	64%	36%	43%	64%	36%	14%	50%	57%	50%	50%	43%	43%	50%
Total Positive (51-100)	57%	29%	43%	29%	57%	57%	36%	57%	79%	43%	36%	43%	43%	50%	50%	43%
N =	14	14	14	14	14	14	14	14	14	14	14	14	14	14	14	14
NR =	0	0	0	0	0	0	0	0	0	0	0	0	0	0	0	0
Mean	52.00	40.29	47.93	36.07	46.93	57.93	48.36	54.07	58.07	45.14	41.00	50.50	47.21	50.43	53.93	43.71

White Unmarried Women

A - Donald Trump	M - Immigrants to the US
B - Democrats in Congress	N - The N.R.A., or National Rifle Association
C - Republicans in Congress	O - Pro-life, anti-abortion groups
D - Nancy Pelosi, the Speaker of the House	P - Labor unions
E - Mitch McConnell, the Senate Majority Leader	Q - Gay marriage
F - The plan for a wall on the southern border	R - Fox News
G - The Affordable Care Act or Obamacare	S - Planned Parenthood
H - The 2017 tax cut for corporations and individuals	T - Measures to prevent global warming
I - New tariffs on trade with China	U - CEOs of large businesses
J - Medicare for all	V - An Ultra-Millionaire tax to fund student loan debt relief
K - The Green New Deal	W - Raising taxes on those making over \$250,000 a year so they pay their fair share
L - NAFTA, the North American Free Trade Agreement with Mexico, Canada and the United States	

	A	B	C	D	E	F	G	H	I	J	K	L	M	N	O	P
Categories																
76-100	25%	20%	5%	30%	0%	20%	25%	10%	10%	60%	25%	5%	15%	5%	20%	10%
51-75	10%	10%	25%	10%	25%	10%	15%	15%	20%	15%	20%	45%	30%	5%	15%	10%
50	0%	15%	10%	15%	20%	10%	15%	30%	20%	10%	25%	15%	20%	20%	5%	25%
26-49	5%	25%	25%	15%	25%	10%	15%	10%	15%	5%	10%	20%	15%	20%	20%	45%
0-25	60%	30%	35%	30%	30%	50%	30%	35%	35%	10%	20%	15%	20%	50%	40%	10%
Total Negative (0-49)	65%	55%	60%	45%	55%	60%	45%	45%	50%	15%	30%	35%	35%	70%	60%	55%
Total Positive (51-100)	35%	30%	30%	40%	25%	30%	40%	25%	30%	75%	45%	50%	45%	10%	35%	20%
N =	20	20	20	20	20	20	20	20	20	20	20	20	20	20	20	20
NR =	0	0	0	0	0	0	0	0	0	0	0	0	0	0	0	0
Mean	34.65	46.60	39.30	47.05	37.65	36.95	53.15	39.80	41.30	70.75	54.80	51.00	52.25	31.55	38.65	47.25

White Working Class Women

A - Donald Trump	M - Immigrants to the US
B - Democrats in Congress	N - The N.R.A., or National Rifle Association
C - Republicans in Congress	O - Pro-life, anti-abortion groups
D - Nancy Pelosi, the Speaker of the House	P - Labor unions
E - Mitch McConnell, the Senate Majority Leader	Q - Gay marriage
F - The plan for a wall on the southern border	R - Fox News
G - The Affordable Care Act or Obamacare	S - Planned Parenthood
H - The 2017 tax cut for corporations and individuals	T - Measures to prevent global warming
I - New tariffs on trade with China	U - CEOs of large businesses
J - Medicare for all	V - An Ultra-Millionaire tax to fund student loan debt relief
K - The Green New Deal	W - Raising taxes on those making over \$250,000 a year so they pay their fair share
L - NAFTA, the North American Free Trade Agreement with Mexico, Canada and the United States	

	A	B	C	D	E	F	G	H	I	J	K	L	M	N	O	P
Categories																
76-100	52%	28%	36%	24%	24%	52%	32%	32%	44%	20%	20%	12%	20%	36%	36%	24%
51-75	8%	12%	28%	20%	20%	16%	16%	40%	28%	40%	40%	28%	12%	16%	20%	32%
50	0%	4%	0%	4%	16%	0%	4%	8%	4%	4%	8%	16%	8%	4%	0%	8%
26-49	4%	12%	16%	8%	12%	4%	8%	4%	8%	16%	4%	20%	24%	0%	24%	28%
0-25	36%	44%	20%	44%	28%	28%	40%	16%	16%	20%	28%	24%	36%	44%	20%	8%
Total Negative (0-49)	40%	56%	36%	52%	40%	32%	48%	20%	24%	36%	32%	44%	60%	44%	44%	36%
Total Positive (51-100)	60%	40%	64%	44%	44%	68%	48%	72%	72%	60%	60%	40%	32%	52%	56%	56%
N =	25	25	25	25	25	25	25	25	25	25	25	25	25	25	25	25
NR =	0	0	0	0	0	0	0	0	0	0	0	0	0	0	0	0
Mean	60.20	43.68	58.44	41.40	48.12	61.96	46.56	59.32	65.44	51.08	45.76	43.80	41.32	47.88	57.36	57.56

White College Women

A - Donald Trump	M - Immigrants to the US
B - Democrats in Congress	N - The N.R.A., or National Rifle Association
C - Republicans in Congress	O - Pro-life, anti-abortion groups
D - Nancy Pelosi, the Speaker of the House	P - Labor unions
E - Mitch McConnell, the Senate Majority Leader	Q - Gay marriage
F - The plan for a wall on the southern border	R - Fox News
G - The Affordable Care Act or Obamacare	S - Planned Parenthood
H - The 2017 tax cut for corporations and individuals	T - Measures to prevent global warming
I - New tariffs on trade with China	U - CEOs of large businesses
J - Medicare for all	V - An Ultra-Millionaire tax to fund student loan debt relief
K - The Green New Deal	W - Raising taxes on those making over \$250,000 a year so they pay their fair share
L - NAFTA, the North American Free Trade Agreement with Mexico, Canada and the United States	

	A	B	C	D	E	F	G	H	I	J	K	L	M	N	O	P
Categories																
76-100	21%	21%	14%	21%	3%	21%	17%	21%	7%	24%	10%	10%	17%	17%	21%	21%
51-75	24%	28%	21%	21%	24%	28%	28%	24%	24%	24%	31%	62%	34%	28%	31%	24%
50	0%	3%	10%	7%	14%	3%	3%	3%	3%	3%	14%	3%	3%	10%	7%	17%
26-49	0%	24%	21%	17%	24%	14%	28%	17%	38%	24%	24%	17%	28%	10%	10%	17%
0-25	55%	24%	34%	34%	34%	34%	24%	34%	28%	24%	21%	7%	17%	34%	31%	21%
Total Negative (0-49)	55%	48%	55%	52%	59%	48%	52%	52%	66%	48%	45%	24%	45%	45%	41%	38%
Total Positive (51-100)	45%	48%	34%	41%	28%	48%	45%	45%	31%	48%	41%	72%	52%	45%	52%	45%
N =	29	29	29	29	29	29	29	29	29	29	29	29	29	29	29	29
NR =	0	0	0	0	0	0	0	0	0	0	0	0	0	0	0	0
Mean	37.45	50.24	41.62	44.69	34.86	43.34	46.21	44.93	41.38	48.69	46.69	58.66	51.48	43.86	47.45	51.93

White Working Class Men

A - Donald Trump	M - Immigrants to the US
B - Democrats in Congress	N - The N.R.A., or National Rifle Association
C - Republicans in Congress	O - Pro-life, anti-abortion groups
D - Nancy Pelosi, the Speaker of the House	P - Labor unions
E - Mitch McConnell, the Senate Majority Leader	Q - Gay marriage
F - The plan for a wall on the southern border	R - Fox News
G - The Affordable Care Act or Obamacare	S - Planned Parenthood
H - The 2017 tax cut for corporations and individuals	T - Measures to prevent global warming
I - New tariffs on trade with China	U - CEOs of large businesses
J - Medicare for all	V - An Ultra-Millionaire tax to fund student loan debt relief
K - The Green New Deal	W - Raising taxes on those making over \$250,000 a year so they pay their fair share
L - NAFTA, the North American Free Trade Agreement with Mexico, Canada and the United States	

	A	B	C	D	E	F	G	H	I	J	K	L	M	N	O	P
Categories																
76-100	48%	29%	24%	24%	14%	43%	38%	43%	38%	48%	14%	33%	24%	38%	24%	48%
51-75	10%	14%	19%	10%	24%	5%	0%	5%	5%	19%	29%	24%	29%	14%	10%	10%
50	0%	0%	5%	0%	5%	0%	10%	10%	0%	5%	5%	5%	5%	5%	10%	5%
26-49	5%	14%	10%	19%	24%	14%	5%	5%	19%	5%	19%	10%	5%	10%	19%	10%
0-25	38%	43%	43%	48%	33%	38%	48%	38%	38%	24%	33%	29%	38%	33%	38%	29%
Total Negative (0-49)	43%	57%	52%	67%	57%	52%	52%	43%	57%	29%	52%	38%	43%	43%	57%	38%
Total Positive (51-100)	57%	43%	43%	33%	38%	48%	38%	48%	43%	67%	43%	57%	52%	52%	33%	57%
N =	21	21	21	21	21	21	21	21	21	21	21	21	21	21	21	21
NR =	1	1	1	1	1	1	1	1	1	1	1	1	1	1	1	1
Mean	55.48	42.14	42.29	36.76	38.76	50.90	45.10	50.90	51.33	61.90	41.57	52.48	47.38	54.52	44.95	57.67

(Q23. POST FAVORABILITY) Please rate your feelings toward some people, proposals, and organizations with one hundred meaning a VERY WARM, FAVORABLE feeling; zero meaning a VERY COLD, UNFAVORABLE feeling; and fifty meaning not particularly warm or cold. You can use any number from zero to one hundred, the higher the number the more favorable your feelings are toward that person.

A - Donald Trump	M - Immigrants to the US
B - Democrats in Congress	N - The N.R.A., or National Rifle Association
C - Republicans in Congress	O - Pro-life, anti-abortion groups
D - Nancy Pelosi, the Speaker of the House	P - Labor unions
E - Mitch McConnell, the Senate Majority Leader	Q - Gay marriage
F - The plan for a wall on the southern border	R - Fox News
G - The Affordable Care Act or Obamacare	S - Planned Parenthood
H - The 2017 tax cut for corporations and individuals	T - Measures to prevent global warming
I - New tariffs on trade with China	U - CEOs of large businesses
J - Medicare for all	V - An Ultra-Millionaire tax to fund student loan debt relief
K - The Green New Deal	W - Raising taxes on those making over \$250,000 a year so they pay their fair share
L - NAFTA, the North American Free Trade Agreement with Mexico, Canada and the United States	

	A	B	C	D	E	F	G	H	I	J	K	L	M	N	O	P
Categories																
76-100	28%	32%	17%	26%	11%	33%	38%	17%	22%	40%	25%	27%	28%	22%	24%	26%
51-75	9%	17%	17%	22%	16%	12%	19%	30%	24%	21%	31%	38%	28%	16%	20%	31%
50	1%	8%	5%	4%	10%	2%	4%	4%	8%	4%	8%	10%	6%	4%	5%	6%
26-49	5%	15%	21%	12%	17%	12%	16%	12%	22%	11%	12%	13%	14%	14%	13%	16%
0-25	58%	28%	40%	37%	46%	42%	23%	36%	24%	23%	23%	12%	25%	44%	38%	20%
Total Negative (0-49)	63%	43%	61%	49%	63%	54%	39%	48%	46%	34%	35%	25%	39%	58%	51%	36%
Total Positive (51-100)	37%	49%	34%	47%	27%	44%	57%	47%	46%	62%	56%	65%	55%	38%	44%	58%
N =	156	156	156	156	156	156	156	156	156	156	156	156	156	156	156	156
NR =	1	1	1	1	1	1	1	1	1	1	1	1	1	1	1	1
Mean	36.52	51.60	38.44	45.37	34.12	44.74	55.99	43.76	49.38	57.88	52.49	59.09	52.42	39.78	44.35	54.91

African Americans

A - Donald Trump	M - Immigrants to the US
B - Democrats in Congress	N - The N.R.A., or National Rifle Association
C - Republicans in Congress	O - Pro-life, anti-abortion groups
D - Nancy Pelosi, the Speaker of the House	P - Labor unions
E - Mitch McConnell, the Senate Majority Leader	Q - Gay marriage
F - The plan for a wall on the southern border	R - Fox News
G - The Affordable Care Act or Obamacare	S - Planned Parenthood
H - The 2017 tax cut for corporations and individuals	T - Measures to prevent global warming
I - New tariffs on trade with China	U - CEOs of large businesses
J - Medicare for all	V - An Ultra-Millionaire tax to fund student loan debt relief
K - The Green New Deal	W - Raising taxes on those making over \$250,000 a year so they pay their fair share
L - NAFTA, the North American Free Trade Agreement with Mexico, Canada and the United States	

	A	B	C	D	E	F	G	H	I	J	K	L	M	N	O	P
Categories																
76-100	13%	57%	9%	52%	4%	17%	61%	22%	26%	65%	26%	30%	35%	17%	9%	48%
51-75	4%	17%	13%	26%	17%	13%	26%	26%	22%	13%	39%	52%	43%	13%	26%	26%
50	0%	4%	4%	4%	0%	0%	0%	0%	9%	0%	9%	4%	0%	0%	4%	4%
26-49	0%	9%	13%	4%	13%	17%	4%	4%	17%	9%	13%	0%	4%	9%	9%	4%
0-25	83%	13%	61%	13%	65%	52%	9%	48%	26%	13%	13%	13%	17%	61%	52%	17%
Total Negative (0-49)	83%	22%	74%	17%	78%	70%	13%	52%	43%	22%	26%	13%	22%	70%	61%	22%
Total Positive (51-100)	17%	74%	22%	78%	22%	30%	87%	48%	48%	78%	65%	83%	78%	30%	35%	74%
N =	23	23	23	23	23	23	23	23	23	23	23	23	23	23	23	23
NR =	1	1	1	1	1	1	1	1	1	1	1	1	1	1	1	1
Mean	18.48	70.61	23.91	69.57	22.17	31.87	77.00	41.52	50.43	70.87	60.22	59.96	59.78	29.09	32.52	63.30

Latinos

A - Donald Trump	M - Immigrants to the US
B - Democrats in Congress	N - The N.R.A., or National Rifle Association
C - Republicans in Congress	O - Pro-life, anti-abortion groups
D - Nancy Pelosi, the Speaker of the House	P - Labor unions
E - Mitch McConnell, the Senate Majority Leader	Q - Gay marriage
F - The plan for a wall on the southern border	R - Fox News
G - The Affordable Care Act or Obamacare	S - Planned Parenthood
H - The 2017 tax cut for corporations and individuals	T - Measures to prevent global warming
I - New tariffs on trade with China	U - CEOs of large businesses
J - Medicare for all	V - An Ultra-Millionaire tax to fund student loan debt relief
K - The Green New Deal	W - Raising taxes on those making over \$250,000 a year so they pay their fair share
L - NAFTA, the North American Free Trade Agreement with Mexico, Canada and the United States	

	A	B	C	D	E	F	G	H	I	J	K	L	M	N	O	P
Categories																
76-100	22%	39%	9%	26%	9%	22%	48%	22%	17%	39%	43%	26%	30%	13%	17%	39%
51-75	0%	22%	13%	35%	9%	13%	17%	13%	22%	35%	13%	43%	35%	4%	22%	26%
50	4%	9%	4%	4%	13%	4%	9%	9%	4%	4%	13%	17%	4%	9%	9%	4%
26-49	13%	13%	17%	9%	17%	17%	9%	13%	26%	13%	13%	9%	13%	30%	22%	13%
0-25	61%	17%	57%	26%	52%	43%	17%	43%	30%	9%	17%	4%	17%	43%	30%	17%
Total Negative (0-49)	74%	30%	74%	35%	70%	61%	26%	57%	57%	22%	30%	13%	30%	74%	52%	30%
Total Positive (51-100)	22%	61%	22%	61%	17%	35%	65%	35%	39%	74%	57%	70%	65%	17%	39%	65%
N =	23	23	23	23	23	23	23	23	23	23	23	23	23	23	23	23
NR =	0	0	0	0	0	0	0	0	0	0	0	0	0	0	0	0
Mean	29.09	59.26	27.87	52.39	29.26	37.65	64.30	37.65	43.30	66.39	60.30	65.26	62.22	33.61	43.57	62.39

White Millennials

A - Donald Trump	M - Immigrants to the US
B - Democrats in Congress	N - The N.R.A., or National Rifle Association
C - Republicans in Congress	O - Pro-life, anti-abortion groups
D - Nancy Pelosi, the Speaker of the House	P - Labor unions
E - Mitch McConnell, the Senate Majority Leader	Q - Gay marriage
F - The plan for a wall on the southern border	R - Fox News
G - The Affordable Care Act or Obamacare	S - Planned Parenthood
H - The 2017 tax cut for corporations and individuals	T - Measures to prevent global warming
I - New tariffs on trade with China	U - CEOs of large businesses
J - Medicare for all	V - An Ultra-Millionaire tax to fund student loan debt relief
K - The Green New Deal	W - Raising taxes on those making over \$250,000 a year so they pay their fair share
L - NAFTA, the North American Free Trade Agreement with Mexico, Canada and the United States	

	A	B	C	D	E	F	G	H	I	J	K	L	M	N	O	P
Categories																
76-100	43%	21%	7%	7%	14%	50%	29%	29%	29%	50%	14%	29%	29%	21%	43%	7%
51-75	7%	14%	29%	29%	14%	0%	21%	21%	21%	7%	36%	36%	36%	29%	7%	43%
50	0%	14%	7%	14%	21%	0%	7%	7%	7%	7%	14%	7%	7%	0%	0%	7%
26-49	0%	7%	14%	7%	14%	0%	14%	29%	29%	7%	14%	14%	7%	0%	21%	14%
0-25	50%	43%	43%	43%	36%	50%	29%	14%	14%	29%	21%	14%	21%	50%	29%	29%
Total Negative (0-49)	50%	50%	57%	50%	50%	50%	43%	43%	43%	36%	36%	29%	29%	50%	50%	43%
Total Positive (51-100)	50%	36%	36%	36%	29%	50%	50%	50%	50%	57%	50%	64%	64%	50%	50%	50%
N =	14	14	14	14	14	14	14	14	14	14	14	14	14	14	14	14
NR =	0	0	0	0	0	0	0	0	0	0	0	0	0	0	0	0
Mean	48.29	40.86	40.79	33.29	41.21	51.64	49.36	52.21	54.21	60.43	47.93	58.50	51.14	39.64	52.93	44.79

White Unmarried Women

A - Donald Trump	M - Immigrants to the US
B - Democrats in Congress	N - The N.R.A., or National Rifle Association
C - Republicans in Congress	O - Pro-life, anti-abortion groups
D - Nancy Pelosi, the Speaker of the House	P - Labor unions
E - Mitch McConnell, the Senate Majority Leader	Q - Gay marriage
F - The plan for a wall on the southern border	R - Fox News
G - The Affordable Care Act or Obamacare	S - Planned Parenthood
H - The 2017 tax cut for corporations and individuals	T - Measures to prevent global warming
I - New tariffs on trade with China	U - CEOs of large businesses
J - Medicare for all	V - An Ultra-Millionaire tax to fund student loan debt relief
K - The Green New Deal	W - Raising taxes on those making over \$250,000 a year so they pay their fair share
L - NAFTA, the North American Free Trade Agreement with Mexico, Canada and the United States	

	A	B	C	D	E	F	G	H	I	J	K	L	M	N	O	P
Categories																
76-100	25%	20%	10%	20%	0%	25%	40%	0%	10%	45%	30%	20%	30%	5%	30%	10%
51-75	10%	15%	25%	20%	25%	10%	15%	30%	30%	20%	25%	40%	30%	20%	10%	30%
50	0%	15%	10%	5%	15%	0%	0%	10%	15%	10%	10%	10%	10%	5%	5%	15%
26-49	10%	25%	25%	15%	15%	15%	20%	20%	30%	0%	15%	20%	10%	20%	15%	30%
0-25	55%	25%	30%	40%	45%	50%	25%	40%	15%	25%	20%	10%	20%	50%	40%	15%
Total Negative (0-49)	65%	50%	55%	55%	60%	65%	45%	60%	45%	25%	35%	30%	30%	70%	55%	45%
Total Positive (51-100)	35%	35%	35%	40%	25%	35%	55%	30%	40%	65%	55%	60%	60%	25%	40%	40%
N =	20	20	20	20	20	20	20	20	20	20	20	20	20	20	20	20
NR =	0	0	0	0	0	0	0	0	0	0	0	0	0	0	0	0
Mean	35.70	48.60	38.85	42.55	30.00	37.60	54.15	35.40	48.20	60.25	58.15	58.15	57.65	29.40	41.85	48.35

White Working Class Women

A - Donald Trump	M - Immigrants to the US
B - Democrats in Congress	N - The N.R.A., or National Rifle Association
C - Republicans in Congress	O - Pro-life, anti-abortion groups
D - Nancy Pelosi, the Speaker of the House	P - Labor unions
E - Mitch McConnell, the Senate Majority Leader	Q - Gay marriage
F - The plan for a wall on the southern border	R - Fox News
G - The Affordable Care Act or Obamacare	S - Planned Parenthood
H - The 2017 tax cut for corporations and individuals	T - Measures to prevent global warming
I - New tariffs on trade with China	U - CEOs of large businesses
J - Medicare for all	V - An Ultra-Millionaire tax to fund student loan debt relief
K - The Green New Deal	W - Raising taxes on those making over \$250,000 a year so they pay their fair share
L - NAFTA, the North American Free Trade Agreement with Mexico, Canada and the United States	

	A	B	C	D	E	F	G	H	I	J	K	L	M	N	O	P
Categories																
76-100	44%	28%	36%	24%	16%	52%	24%	20%	24%	20%	8%	24%	16%	32%	28%	16%
51-75	8%	12%	16%	12%	24%	12%	12%	44%	40%	32%	44%	28%	12%	12%	20%	48%
50	0%	4%	0%	0%	8%	4%	4%	0%	4%	4%	0%	12%	12%	4%	4%	8%
26-49	4%	12%	24%	16%	16%	8%	20%	8%	20%	20%	12%	16%	20%	20%	8%	12%
0-25	44%	44%	24%	48%	36%	24%	40%	28%	12%	24%	36%	20%	40%	32%	40%	16%
Total Negative (0-49)	48%	56%	48%	64%	52%	32%	60%	36%	32%	44%	48%	36%	60%	52%	48%	28%
Total Positive (51-100)	52%	40%	52%	36%	40%	64%	36%	64%	64%	52%	52%	52%	28%	44%	48%	64%
N =	25	25	25	25	25	25	25	25	25	25	25	25	25	25	25	25
NR =	0	0	0	0	0	0	0	0	0	0	0	0	0	0	0	0
Mean	52.04	42.96	53.64	36.24	42.20	61.88	41.96	51.24	59.72	48.84	42.60	53.28	39.44	48.48	47.40	55.28

White College Women

A - Donald Trump	M - Immigrants to the US
B - Democrats in Congress	N - The N.R.A., or National Rifle Association
C - Republicans in Congress	O - Pro-life, anti-abortion groups
D - Nancy Pelosi, the Speaker of the House	P - Labor unions
E - Mitch McConnell, the Senate Majority Leader	Q - Gay marriage
F - The plan for a wall on the southern border	R - Fox News
G - The Affordable Care Act or Obamacare	S - Planned Parenthood
H - The 2017 tax cut for corporations and individuals	T - Measures to prevent global warming
I - New tariffs on trade with China	U - CEOs of large businesses
J - Medicare for all	V - An Ultra-Millionaire tax to fund student loan debt relief
K - The Green New Deal	W - Raising taxes on those making over \$250,000 a year so they pay their fair share
L - NAFTA, the North American Free Trade Agreement with Mexico, Canada and the United States	

	A	B	C	D	E	F	G	H	I	J	K	L	M	N	O	P
Categories																
76-100	14%	21%	17%	24%	17%	21%	31%	7%	14%	28%	24%	31%	24%	17%	17%	24%
51-75	17%	28%	14%	17%	10%	17%	31%	41%	24%	21%	31%	31%	17%	21%	31%	24%
50	0%	10%	10%	3%	10%	3%	3%	3%	10%	7%	14%	7%	7%	7%	3%	7%
26-49	7%	21%	31%	17%	28%	14%	21%	7%	24%	14%	10%	28%	34%	10%	10%	21%
0-25	62%	21%	28%	38%	34%	45%	14%	41%	28%	31%	21%	3%	17%	45%	38%	24%
Total Negative (0-49)	69%	41%	59%	55%	62%	59%	34%	48%	52%	45%	31%	31%	52%	55%	48%	45%
Total Positive (51-100)	31%	48%	31%	41%	28%	38%	62%	48%	38%	48%	55%	62%	41%	38%	48%	48%
N =	29	29	29	29	29	29	29	29	29	29	29	29	29	29	29	29
NR =	0	0	0	0	0	0	0	0	0	0	0	0	0	0	0	0
Mean	28.86	50.45	42.41	43.31	37.69	37.14	55.79	39.52	44.97	46.97	50.59	61.07	50.52	38.14	41.86	51.17

White Working Class Men

A - Donald Trump	M - Immigrants to the US
B - Democrats in Congress	N - The N.R.A., or National Rifle Association
C - Republicans in Congress	O - Pro-life, anti-abortion groups
D - Nancy Pelosi, the Speaker of the House	P - Labor unions
E - Mitch McConnell, the Senate Majority Leader	Q - Gay marriage
F - The plan for a wall on the southern border	R - Fox News
G - The Affordable Care Act or Obamacare	S - Planned Parenthood
H - The 2017 tax cut for corporations and individuals	T - Measures to prevent global warming
I - New tariffs on trade with China	U - CEOs of large businesses
J - Medicare for all	V - An Ultra-Millionaire tax to fund student loan debt relief
K - The Green New Deal	W - Raising taxes on those making over \$250,000 a year so they pay their fair share
L - NAFTA, the North American Free Trade Agreement with Mexico, Canada and the United States	

	A	B	C	D	E	F	G	H	I	J	K	L	M	N	O	P
Categories																
76-100	41%	36%	27%	18%	14%	50%	36%	27%	36%	45%	27%	27%	32%	45%	36%	32%
51-75	14%	9%	14%	18%	14%	9%	5%	27%	5%	14%	32%	41%	27%	18%	14%	27%
50	0%	0%	0%	0%	9%	0%	5%	5%	9%	0%	0%	9%	0%	5%	9%	0%
26-49	0%	14%	18%	9%	14%	5%	23%	14%	9%	9%	9%	0%	0%	5%	9%	18%
0-25	45%	41%	41%	55%	50%	36%	32%	27%	41%	32%	32%	23%	41%	27%	32%	23%
Total Negative (0-49)	45%	55%	59%	64%	64%	41%	55%	41%	50%	41%	41%	23%	41%	32%	41%	41%
Total Positive (51-100)	55%	45%	41%	36%	27%	59%	41%	55%	41%	59%	59%	68%	59%	64%	50%	59%
N =	22	22	22	22	22	22	22	22	22	22	22	22	22	22	22	22
NR =	0	0	0	0	0	0	0	0	0	0	0	0	0	0	0	0
Mean	48.86	44.64	40.32	36.05	37.05	58.23	47.45	51.77	46.73	56.27	47.77	56.95	47.82	59.18	54.18	55.23

(Q12. PRE TRUMP APPROVAL) Do you approve or disapprove of the job that Donald Trump is doing as President?

	Total	SAMPLE						
		African Americans	Latinos	White Millennials	White Unmarried Women	White Working Class Women	White College Women	White Working Class Men
Strongly approve	26%	9%	27%	29%	20%	48%	10%	43%

Somewhat approve	12%	0%	5%	21%	20%	8%	28%	5%
Somewhat disapprove	14%	9%	14%	0%	15%	20%	21%	10%
Strongly disapprove	48%	83%	55%	50%	45%	24%	41%	43%
Categories								
Approve	38%	9%	32%	50%	40%	56%	38%	48%
Disapprove	62%	91%	68%	50%	60%	44%	62%	52%
N =	154	23	22	14	20	25	29	21
NR =	3	1	1	0	0	0	0	1

(Q24. POST TRUMP APPROVAL) Do you approve or disapprove of the job that Donald Trump is doing as President?

	Total	SAMPLE						
		African Americans	Latinos	White Millennials	White Unmarried Women	White Working Class Women	White College Women	White Working Class Men
Strongly approve	24%	9%	22%	36%	20%	44%	10%	36%
Somewhat approve	12%	0%	9%	14%	15%	12%	24%	9%
Somewhat disapprove	15%	9%	17%	0%	20%	20%	24%	5%
Strongly disapprove	49%	83%	52%	50%	45%	24%	41%	50%
Categories								
Approve	37%	9%	30%	50%	35%	56%	34%	45%
Disapprove	63%	91%	70%	50%	65%	44%	66%	55%
N =	156	23	23	14	20	25	29	22
NR =	1	1	0	0	0	0	0	0

(Q13. PRE TRUMP ATTRIBUTES) How well do these descriptive terms describe Donald Trump - very well, well, not so well, or not well at all?

Total

A - Keeping our country safe	J - Will make health care more affordable
B - Dangerous	K - Reviving American manufacturing
C - Shares my values	L - Making trade agreements fairer to the U.S.
D - Out of touch with working people	M - Right approach to Iran
E - Improving wages and salaries	N - Dividing the country
F - Disrespects women	O - Using tariffs in ways that are helping America
G - Draining the swamp	P - Family man
H - Keeping his promises	Q - Threatens our Democracy

	A	B	C	D	E	F	G	H	I	J	K	L	M
Very well	29%	38%	17%	44%	22%	45%	15%	25%	29%	15%	29%	28%	23%
Well	18%	14%	17%	10%	17%	12%	25%	20%	12%	21%	19%	24%	24%
Not too well	18%	12%	16%	12%	28%	13%	18%	17%	10%	17%	19%	19%	17%
Not well at all	36%	36%	51%	34%	33%	30%	42%	38%	49%	47%	32%	29%	36%
Categories													
Very well-Well	47%	53%	34%	54%	39%	57%	40%	45%	41%	36%	49%	52%	47%
Not too well-Not well at all	53%	47%	66%	46%	61%	43%	60%	55%	59%	64%	51%	48%	53%
N =	154	154	154	154	154	154	154	154	154	154	154	154	154
NR =	3	3	3	3	3	3	3	3	3	3	3	3	3

African Americans

A - Keeping our country safe	J - Will make health care more affordable
B - Dangerous	K - Reviving American manufacturing
C - Shares my values	L - Making trade agreements fairer to the U.S.
D - Out of touch with working people	M - Right approach to Iran
E - Improving wages and salaries	N - Dividing the country
F - Disrespects women	O - Using tariffs in ways that are helping America
G - Draining the swamp	P - Family man
H - Keeping his promises	Q - Threatens our Democracy

	A	B	C	D	E	F	G	H	I	J	K	L	M
Very well	13%	43%	13%	26%	9%	48%	4%	9%	9%	9%	13%	13%	13%
Well	9%	17%	4%	13%	9%	4%	17%	17%	4%	9%	13%	13%	17%
Not too well	22%	4%	13%	9%	26%	4%	22%	9%	9%	13%	17%	30%	13%
Not well at all	57%	35%	70%	52%	57%	43%	57%	65%	78%	70%	57%	43%	57%

Categories

Very well-Well	22%	61%	17%	39%	17%	52%	22%	26%	13%	17%	26%	26%	30%
Not too well-Not well at all	78%	39%	83%	61%	83%	48%	78%	74%	87%	83%	74%	74%	70%

N =	23	23	23	23	23	23	23	23	23	23	23	23	23
NR =	1	1	1	1	1	1	1	1	1	1	1	1	1

Latinos

A - Keeping our country safe	J - Will make health care more affordable
B - Dangerous	K - Reviving American manufacturing
C - Shares my values	L - Making trade agreements fairer to the U.S.
D - Out of touch with working people	M - Right approach to Iran
E - Improving wages and salaries	N - Dividing the country
F - Disrespects women	O - Using tariffs in ways that are helping America
G - Draining the swamp	P - Family man
H - Keeping his promises	Q - Threatens our Democracy

	A	B	C	D	E	F	G	H	I	J	K	L	M
Very well	18%	41%	5%	50%	18%	59%	9%	14%	23%	9%	23%	18%	14%
Well	18%	5%	18%	5%	9%	5%	27%	23%	18%	14%	9%	36%	18%
Not too well	14%	27%	23%	23%	27%	18%	14%	18%	14%	14%	23%	9%	18%
Not well at all	50%	27%	55%	23%	45%	18%	50%	45%	45%	64%	45%	36%	50%

Categories

Very well-Well	36%	45%	23%	55%	27%	64%	36%	36%	41%	23%	32%	55%	32%
Not too well-Not well at all	64%	55%	77%	45%	73%	36%	64%	64%	59%	77%	68%	45%	68%

N =	22	22	22	22	22	22	22	22	22	22	22	22	22
NR =	1	1	1	1	1	1	1	1	1	1	1	1	1

White Millennials

A - Keeping our country safe	J - Will make health care more affordable
B - Dangerous	K - Reviving American manufacturing
C - Shares my values	L - Making trade agreements fairer to the U.S.
D - Out of touch with working people	M - Right approach to Iran
E - Improving wages and salaries	N - Dividing the country
F - Disrespects women	O - Using tariffs in ways that are helping America
G - Draining the swamp	P - Family man
H - Keeping his promises	Q - Threatens our Democracy

	A	B	C	D	E	F	G	H	I	J	K	L	M
Very well	43%	43%	14%	43%	14%	43%	7%	29%	21%	14%	29%	29%	29%
Well	14%	7%	36%	0%	36%	7%	29%	21%	29%	43%	36%	36%	36%
Not too well	14%	7%	7%	14%	21%	29%	29%	7%	0%	0%	14%	14%	7%
Not well at all	29%	43%	43%	43%	29%	21%	36%	43%	50%	43%	21%	21%	29%
Categories													
Very well-Well	57%	50%	50%	43%	50%	50%	36%	50%	50%	57%	64%	64%	64%
Not too well-Not well at all	43%	50%	50%	57%	50%	50%	64%	50%	50%	43%	36%	36%	36%
N =	14	14	14	14	14	14	14	14	14	14	14	14	14
NR =	0	0	0	0	0	0	0	0	0	0	0	0	0

White Unmarried Women

A - Keeping our country safe	J - Will make health care more affordable
B - Dangerous	K - Reviving American manufacturing
C - Shares my values	L - Making trade agreements fairer to the U.S.
D - Out of touch with working people	M - Right approach to Iran
E - Improving wages and salaries	N - Dividing the country
F - Disrespects women	O - Using tariffs in ways that are helping America
G - Draining the swamp	P - Family man
H - Keeping his promises	Q - Threatens our Democracy

	A	B	C	D	E	F	G	H	I	J	K	L	M
Very well	25%	35%	10%	55%	20%	45%	10%	20%	30%	15%	30%	20%	20%
Well	25%	20%	35%	15%	20%	20%	35%	30%	5%	25%	30%	35%	30%
Not too well	10%	15%	10%	0%	35%	0%	15%	20%	25%	20%	5%	25%	15%
Not well at all	40%	30%	45%	30%	25%	35%	40%	30%	40%	40%	35%	20%	35%
Categories													
Very well-Well	50%	55%	45%	70%	40%	65%	45%	50%	35%	40%	60%	55%	50%
Not too well-Not well at all	50%	45%	55%	30%	60%	35%	55%	50%	65%	60%	40%	45%	50%
N =	20	20	20	20	20	20	20	20	20	20	20	20	20
NR =	0	0	0	0	0	0	0	0	0	0	0	0	0

White Working Class Women

A - Keeping our country safe	J - Will make health care more affordable
B - Dangerous	K - Reviving American manufacturing
C - Shares my values	L - Making trade agreements fairer to the U.S.
D - Out of touch with working people	M - Right approach to Iran
E - Improving wages and salaries	N - Dividing the country
F - Disrespects women	O - Using tariffs in ways that are helping America
G - Draining the swamp	P - Family man
H - Keeping his promises	Q - Threatens our Democracy

	A	B	C	D	E	F	G	H	I	J	K	L	M
Very well	48%	24%	40%	40%	40%	36%	32%	52%	56%	36%	52%	52%	44%
Well	24%	16%	8%	12%	16%	4%	28%	12%	4%	20%	12%	16%	20%
Not too well	16%	4%	20%	12%	32%	12%	8%	16%	8%	12%	24%	16%	20%
Not well at all	12%	56%	32%	36%	12%	48%	32%	20%	32%	32%	12%	16%	16%
Categories													
Very well-Well	72%	40%	48%	52%	56%	40%	60%	64%	60%	56%	64%	68%	64%
Not too well-Not well at all	28%	60%	52%	48%	44%	60%	40%	36%	40%	44%	36%	32%	36%
N =	25	25	25	25	25	25	25	25	25	25	25	25	25
NR =	0	0	0	0	0	0	0	0	0	0	0	0	0

White College Women

A - Keeping our country safe	J - Will make health care more affordable
B - Dangerous	K - Reviving American manufacturing
C - Shares my values	L - Making trade agreements fairer to the U.S.
D - Out of touch with working people	M - Right approach to Iran
E - Improving wages and salaries	N - Dividing the country
F - Disrespects women	O - Using tariffs in ways that are helping America
G - Draining the swamp	P - Family man
H - Keeping his promises	Q - Threatens our Democracy

	A	B	C	D	E	F	G	H	I	J	K	L	M
--	---	---	---	---	---	---	---	---	---	---	---	---	---

Very well	21%	41%	7%	48%	14%	45%	14%	14%	17%	3%	17%	21%	10%
Well	17%	21%	17%	14%	28%	17%	24%	24%	24%	21%	31%	24%	34%
Not too well	24%	17%	21%	24%	28%	21%	34%	28%	7%	38%	21%	24%	21%
Not well at all	38%	21%	55%	14%	31%	17%	28%	34%	52%	38%	31%	31%	34%
Categories													
Very well-Well	38%	62%	24%	62%	41%	62%	38%	38%	41%	24%	48%	45%	45%
Not too well-Not well at all	62%	38%	76%	38%	59%	38%	62%	62%	59%	76%	52%	55%	55%
N =	29	29	29	29	29	29	29	29	29	29	29	29	29
NR =	0	0	0	0	0	0	0	0	0	0	0	0	0

White Working Class Men

A - Keeping our country safe	J - Will make health care more affordable
B - Dangerous	K - Reviving American manufacturing
C - Shares my values	L - Making trade agreements fairer to the U.S.
D - Out of touch with working people	M - Right approach to Iran
E - Improving wages and salaries	N - Dividing the country
F - Disrespects women	O - Using tariffs in ways that are helping America
G - Draining the swamp	P - Family man
H - Keeping his promises	Q - Threatens our Democracy

	A	B	C	D	E	F	G	H	I	J	K	L	M
Very well	38%	43%	29%	48%	38%	43%	24%	43%	43%	19%	43%	43%	33%
Well	19%	10%	10%	5%	5%	24%	19%	14%	5%	24%	10%	14%	14%
Not too well	19%	5%	10%	0%	24%	10%	5%	14%	10%	10%	29%	14%	19%
Not well at all	24%	43%	52%	48%	33%	24%	52%	29%	43%	48%	19%	29%	33%
Categories													
Very well-Well	57%	52%	38%	52%	43%	67%	43%	57%	48%	43%	52%	57%	48%
Not too well-Not well at all	43%	48%	62%	48%	57%	33%	57%	43%	52%	57%	48%	43%	52%
N =	21	21	21	21	21	21	21	21	21	21	21	21	21
NR =	1	1	1	1	1	1	1	1	1	1	1	1	1

Post-LiveRead Results

(Q26B. POST BEST DEBATER) Who did best in the debate tonight?

	Total	SAMPLE						
		African Americans	Latinos	White Millennials	White Unmarried Women	White Working Class Women	White College Women	White Working Class Men
Kamala Harris	37%	52%	30%	21%	25%	48%	45%	23%
Joe Biden	17%	26%	9%	21%	25%	8%	17%	18%
Pete Buttigieg	14%	4%	13%	14%	15%	12%	21%	18%
Bernie Sanders	10%	4%	17%	7%	20%	4%	3%	14%
Andrew Yang	7%	4%	4%	21%	10%	12%	0%	5%
Marianne Williamson	6%	4%	13%	7%	0%	8%	7%	5%
Kristen Gillibrand	5%	4%	13%	0%	5%	4%	3%	5%
John Hickenlooper	2%	0%	0%	0%	0%	0%	3%	9%
Michael Bennet	1%	0%	0%	7%	0%	4%	0%	0%
Eric Swalwell	1%	0%	0%	0%	0%	0%	0%	5%
N =	156	23	23	14	20	25	29	22
NR =	1	1	0	0	0	0	0	0

Derrick African Americans The Democratic candidate Democratic 2018 vote Voted Democrat Hillary Clinton 2016 Male 40-59 years College Education	Knows America well. Not a bigot. not a crook
Q26B. POST BEST DEBATER = "Bernie Sanders"	
Greg African Americans Republican Donald Trump Republican 2018 vote Voted Republican Donald Trump 2016 Male 30-39 years Less than College Education	Tactics disciple co
Q26B. POST BEST DEBATER = "Kamala Harris"	
Donell African Americans The Democratic candidate Democratic 2018 vote Voted Democrat Hillary Clinton 2016 Male 40-59 years College Education	Because she talked about the issues I wanted to hear? Also I met her in person in San Fran years ago.
Jamaal African Americans The Democratic candidate Democratic 2018 vote Voted Democrat Hillary Clinton 2016 Male 40-59 years College Education	Harris was spot on most of the major issues and she challenged front runner Biden on a very sensitive topic.
Tasha African Americans The Democratic candidate Democratic 2018 vote Voted Democrat Hillary Clinton 2016 Female 30-39 years Less than College Education	I LIKE HER IDEAS FOR AMERICA BECAUSE I CAN RELATE TO HER ISSUES AS AN AMERICAN. SHE WOULD BE A GREAT PRESIDENT
Carol_2 African Americans The Democratic candidate Democratic 2018 vote Voted Democrat Hillary Clinton 2016 Female 40-59 years College Education	I think she gave comprehensive answers to all of the questions presented. She is also passionate and articulate.
Danny African Americans The Democratic candidate Democratic 2018 vote Voted Democrat Hillary Clinton 2016 Male 40-59 years College Education	SHE HAD PLANS A GOAL AND REAL THOUGHTS
TiNing African Americans The Democratic candidate Did not vote 2018 Did not vote 2016 Female 40-59 years Less than College Education	She had a personnel experience with segregation and racism so you could feel how passionate she was about trying to make a change in the world. She also said she implemented policies in California to help prevent the wrong doing of cops.
Marilyn African Americans The Democratic candidate Democratic 2018 vote Voted Democrat Hillary Clinton 2016 Female 60-69 years Less than College Education	Because she made the presentation
Sheila African Americans The Democratic candidate Democratic 2018 vote Voted Democrat Hillary Clinton 2016 Female 60-69 years Less than College Education	She appeared to be the candidate that had solutions to the problems of this country. She answered every question put before her straight on and did not dance around the issues.

Bob_2 African Americans The Democratic candidate Democratic 2018 vote Voted Democrat Hillary Clinton 2016 Male 40-59 years Less than College Education	Still under evaluation but she has good ideas and seems as if she would make a strong leader male or female
Vicki African Americans Unsure Democratic 2018 vote Voted Democrat Hillary Clinton 2016 Female 30-39 years College Education	Her responses were on point and she was knew her facts. She was the most relatable of the group.
Marianna African Americans The Democratic candidate Did not vote 2018 Voted Democrat Hillary Clinton 2016 Female 60-69 years College Education	She was forthright and pretty straight forward.
Trina African Americans The Democratic candidate Democratic 2018 vote Voted Democrat Hillary Clinton 2016 Female 40-59 years Less than College Education	She talked about those issues that we as a nation need to address right now, and very quickly the first day that she may be in office. I am ready for change in this country.
Q26B. POST BEST DEBATER = "Pete Buttigieg"	
John_2 African Americans The Democratic candidate Democratic 2018 vote Voted Democrat Hillary Clinton 2016 Male 60-69 years Less than College Education	In touch with reality and able to accept failure and success. Knowing the problems of middle America and understanding more about America in general. Younger and more vibrant.
Q26B. POST BEST DEBATER = "Andrew Yang"	
Mark African Americans Republican Donald Trump Republican 2018 vote Voted Republican Donald Trump 2016 Male 40-59 years College Education	because, he came into the debate with a plan of figures and a way to almost immediately turn it around for the betterment of the people.
Q26B. POST BEST DEBATER = "Kristen Gillibrand"	
Jeanine African Americans The Democratic candidate Democratic 2018 vote Voted Democrat Hillary Clinton 2016 Female 40-59 years Less than College Education	I liked the way she talked
Q26B. POST BEST DEBATER = "Marianne Williamson"	
Shelquita African Americans The Democratic candidate Democratic 2018 vote Voted Democrat Hillary Clinton 2016 Female 18-29 years Less than College Education	because that's how I feel

Clara Latinos The Democratic candidate Democratic 2018 vote Voted Democrat Hillary Clinton 2016 Female 40-59 years Less than College Education	Bernie does not waiver on his stance. He is clearly in touch with the pulse of the nation and is not afraid to address the elephant in the room.
Q26B. POST BEST DEBATER = "Kamala Harris"	
Martin Latinos The Democratic candidate Did not vote 2018 Did not vote 2016 Male 30-39 years College Education	she told Biden how she felt
Gloria Latinos The Democratic candidate Democratic 2018 vote Voted Democrat Hillary Clinton 2016 Female 40-59 years College Education	All those white dudes (and woman) were so very annoying.
Willie Latinos The Democratic candidate Democratic 2018 vote Voted Democrat Hillary Clinton 2016 Male 40-59 years Less than College Education	she had good values. spoke clearly of her goals and showed a lot of respect
Harrison Latinos Unsure Democratic 2018 vote Did not vote 2016 Male 18-29 years Less than College Education	Got a chance to say some pretty good sound bites and her main opponents did not have as good a set of sound bites. That grants her a small advantage post-debate as most people will not have watched the whole bit and will tune in for highlights.
Bill Latinos The Democratic candidate Democratic 2018 vote Voted Democrat Hillary Clinton 2016 Male 40-59 years Less than College Education	She is strong and sincere. It's time for a female president.
Daniel Latinos Republican Donald Trump Did not vote 2018 Did not vote 2016 Male 40-59 years Less than College Education	She had a lot to say and I believe she was sincere in her words but the main reason I picked her is I don't think any of the other candidates performed very well.
Q26B. POST BEST DEBATER = "Pete Buttigieg"	
George_2 Latinos The Democratic candidate Democratic 2018 vote Voted Democrat Hillary Clinton 2016 Male 40-59 years College Education	he was clear and spoke openly and clearly about his view of each topic- sensible man.
John Latinos Unsure Democratic 2018 vote Voted Republican Donald Trump 2016 Male 40-59 years College Education	He was clear and articulate and made sense, easy to understand. I like his demeanor and honesty and where he is coming from in general.
Margo Latinos The Democratic candidate Democratic 2018 vote Voted Democrat Hillary Clinton 2016 Female 40-59 years Less than College Education	I believe he took let us know in a realistic way how the country should move forward and he took the blame for thing going poorly in his state.
Q26B. POST BEST DEBATER = "Andrew Yang"	
Joe Latinos Unsure Republican 2018 vote Voted Republican Donald Trump 2016 Male 40-59 years College Education	He laid low and let the other big mouths beat each other up
Q26B. POST BEST DEBATER = "Kristen Gillibrand"	
Robert_3 Latinos Republican Donald Trump Republican 2018 vote Voted Republican Donald Trump 2016 Male 40-59 years Less than College Education	very powerful when she speaks.....to the point of each subject...

Igor Latinos Unsure Did not vote 2018 Did not vote 2016 Male 40-59 years Less than College Education	She expressed her opinions very well and she looks fine
Frank Latinos The Democratic candidate Did not vote 2018 Did not vote 2016 Male 40-59 years Less than College Education	She just come out of nowhere and sounded much better than the other dumb asses below Bidden, Harris.
Q26B. POST BEST DEBATER = "Marianne Williamson"	
Chester Latinos Republican Donald Trump Republican 2018 vote Voted Republican Donald Trump 2016 Male 40-59 years Less than College Education	she made the most sense
George Latinos Unsure Democratic 2018 vote Voted Republican Donald Trump 2016 Male 40-59 years College Education	She is not a politician so she has an original way of looking at problems and her ideas are from a different place than the other candidates running for the nomination.
Laurel Latinos Unsure Republican 2018 vote Voted Republican Donald Trump 2016 Female 60-69 years College Education	she was the least confrontational she was articulate and on point

Q26B. POST BEST DEBATER = "Kamala Harris"	
Andrew White Millennials The Democratic candidate Democratic 2018 vote Voted Democrat Hillary Clinton 2016 Male 30-39 years College Education	She was the one that had the clearest policies and was able to stand up for what she believed in. She actually listened to what people had to say and had policies that she believed she would be able to implement once she was president.
Kevin White Millennials Unsure Republican 2018 vote Voted Republican Donald Trump 2016 Male 60-69 years Less than College Education	She had the backbone to personally challenge Joe Biden to his face.
Edmatts White Millennials The Democratic candidate Democratic 2018 vote Voted Democrat Hillary Clinton 2016 Male 40-59 years Less than College Education	she managed to bring up some good issues like feeding the nation.
Q26B. POST BEST DEBATER = "Pete Buttigieg"	
bk White Millennials The Democratic candidate Democratic 2018 vote Voted Democrat Hillary Clinton 2016 Male 30-39 years College Education	He was reasonable, well-thought out, and articulate. He owned mistakes and has a vision for the country.
Scott White Millennials The Democratic candidate Democratic 2018 vote Voted Democrat Hillary Clinton 2016 Male 60-69 years Less than College Education	He had logical answers and his priorities are aligned with my views
Q26B. POST BEST DEBATER = "Andrew Yang"	
Annette White Millennials The Democratic candidate Republican 2018 vote Voted Democrat Hillary Clinton 2016 Female 30-39 years Less than College Education	Clear concise points. Always good that.
joseph_2 White Millennials Republican Donald Trump Republican 2018 vote Voted Republican Donald Trump 2016 Male 30-39 years Less than College Education	well he did the best because he was coming up with ways to lower student debit and he also talk about the kids being the future.
Steven White Millennials Republican Donald Trump Did not vote 2018 Did not vote 2016 Male 40-59 years Less than College Education	for when he was able to speak I liked his proposal of giving 1000 dollars to everyone over 18
Q26B. POST BEST DEBATER = "Michael Bennet"	
Rodney White Millennials Republican Donald Trump Republican 2018 vote Voted Republican Donald Trump 2016 Male 40-59 years Less than College Education	his ideas were original but they all still give lip service.
Q26B. POST BEST DEBATER = "Marianne Williamson"	
Ron White Millennials Republican Donald Trump Republican 2018 vote Voted Republican Donald Trump 2016 Male 60-69 years Less than College Education	I don't believe any of them are anywhere close to right on any of the issues

Molly White Unmarried Women The Democratic candidate Democratic 2018 vote Voted Democrat Hillary Clinton 2016 Female 40-59 years Less than College Education	He is very used to being in that position and dealing with the issues.
Q26B. POST BEST DEBATER = "Bernie Sanders"	
Bette White Unmarried Women The Democratic candidate Democratic 2018 vote Voted Republican Donald Trump 2016 Female 60-69 years College Education	Fair. Articulate. Concrete ideas.
Karen_4 White Unmarried Women The Democratic candidate Did not vote 2018 Voted Democrat Hillary Clinton 2016 Female 60-69 years College Education	he stands his ground and speaks very well. I agree with the majority of his ideas.
Joanna White Unmarried Women Unsure Did not vote 2018 Did not vote 2016 Female 40-59 years College Education	Most close to true state of affairs on many issues. Fights for the people, not for himself.
Jennifer White Unmarried Women Republican Donald Trump Republican 2018 vote Voted Republican Donald Trump 2016 Female Less than College Education	I had to pick one.
Q26B. POST BEST DEBATER = "Kamala Harris"	
Patti White Unmarried Women The Democratic candidate Democratic 2018 vote Voted Democrat Hillary Clinton 2016 Female 60-69 years College Education	She was clear, had great command of the issues, had strong and good reasons for her stances on the issues.
Ann White Unmarried Women The Democratic candidate Did not vote 2018 Voted Republican Donald Trump 2016 Female 40-59 years College Education	she made the most good points and wasn't disrespectful to others. I liked the way she called everyone down with the "food fight" comment...lol
Nancy White Unmarried Women Unsure Democratic 2018 vote Voted Democrat Hillary Clinton 2016 Female 40-59 years Less than College Education	She brings much in the discussions because of her prior job in California. She implemented many changes that were successful as Attorney General.
Julie_3 White Unmarried Women Unsure Democratic 2018 vote Voted Other 2016 Female 40-59 years College Education	She obviously had the best sound bite...she's well-spoken, very intelligent, well educated on each of the issues, and although passionate about her point of view did not choose to belabor her point when her time was up.
Laura_2 White Unmarried Women The Democratic candidate Democratic 2018 vote Voted Democrat Hillary Clinton 2016 Female 60-69 years College Education	She made her positions clear in a passionate way that was also clear. At the same time she showed she has a sense of humor.
Q26B. POST BEST DEBATER = "Pete Buttigieg"	

<p>julie_2 White Unmarried Women Republican Donald Trump Republican 2018 vote Voted Republican Donald Trump 2016 Female 60-69 years College Education</p>	<p>actually I didn't remember the name of the person I preferred</p>
<p>Pam White Unmarried Women Republican Donald Trump Republican 2018 vote Voted Republican Donald Trump 2016 Female 60-69 years College Education</p>	<p>He was very clear with his ideas and took responsibility for things that went wrong in his state. He also seems to use more common sense.</p>
<p>Dana White Unmarried Women The Democratic candidate Democratic 2018 vote Voted Democrat Hillary Clinton 2016 Female 40-59 years College Education</p>	<p>I think he had a more educated way of approaching the current issues facing our nation. He was more composed and did not point fingers. He also addressed the issues most important to me in a way that was understandable. I can't wait to find out more about him.</p>
<p>Q26B. POST BEST DEBATER = "Andrew Yang"</p>	
<p>Holly White Unmarried Women Republican Donald Trump Republican 2018 vote Voted Republican Donald Trump 2016 Female 40-59 years College Education</p>	<p>because he said the least! Everyone else spoke too long and were disrespectful to the hosts</p>
<p>Gwengie White Unmarried Women Republican Donald Trump Republican 2018 vote Voted Republican Donald Trump 2016 Female Less than College Education</p>	<p>he had the most level headed responses when he was allowed to talk. talking all at once doesn't get the job done and the moderators did an awful job. they didn't give equal tie to the candidates.</p>
<p>Q26B. POST BEST DEBATER = "Kristen Gillibrand"</p>	
<p>Linda White Unmarried Women Unsure Democratic 2018 vote Voted Other 2016 Female 60-69 years College Education</p>	<p>She was concise with her responses. Not overly emotional. Confident. I did not agree with all of her policies, but as a debater, she was the best. She also took opposing viewpoints and brought them together in the center . . . she did this a few times.</p>

Linda_2 White Working Class Women The Democratic candidate Did not vote 2018 Did not vote 2016 Female 60-69 years Less than College Education	She was calm, well-spoken and knowledgeable. And she's a woman.
Wyleen White Working Class Women The Democratic candidate Democratic 2018 vote Voted Democrat Hillary Clinton 2016 Female 60-69 years Less than College Education	She knew what she wanted to say and stated her views clearly.
Barbara White Working Class Women Republican Donald Trump Republican 2018 vote Voted Republican Donald Trump 2016 Female 60-69 years Less than College Education	She got to speak the most. She's loud and talks above the others.
Debbie White Working Class Women Republican Donald Trump Republican 2018 vote Voted Other 2016 Female 60-69 years Less than College Education	I liked her responses to most of the questions and she spoke from not only the head but the heart. I think this woman has a better chance than most men to get the attention she deserves from both sides of the aisle
Melanie White Working Class Women Unsure Republican 2018 vote Voted Democrat Hillary Clinton 2016 Female 60-69 years Less than College Education	Harris was composed, articulate, held to the topics and was well-informed. I felt she was the most balanced in her answers, demeanor, attitude and presentation.
Fernando White Working Class Women Republican Donald Trump Democratic 2018 vote Voted Democrat Hillary Clinton 2016 Female College Education	This candidate waves her finger in a way that induces people to react toward her. She also confronted directly Joe Biden on the subject of school bussing.
Gunta White Working Class Women The Democratic candidate Democratic 2018 vote Voted Republican Donald Trump 2016 Female 60-69 years Less than College Education	I like her. She is very down to earth. Speaks her truth well. She wants to really bring people back together. To have families be able to work one job and support their kids, not have to work 2 jobs or more. I believed her when she spoke. She is very serious and a good speaker
Kathy_2 White Working Class Women Unsure Democratic 2018 vote Voted Democrat Hillary Clinton 2016 Female 60-69 years Less than College Education	I didn't know anything about her and found both she and Kristen Gillibrand had some good ideas. The Williamson lady seemed to be an idealist full of quotes but no real ideas of her own.
Pamela White Working Class Women The Democratic candidate Did not vote 2018 Voted Republican Donald Trump 2016 Female 40-59 years Less than College Education	She was very out spoken as well as well spoken. She was also very clear and passionate about what she talked about and didn't back down at all.
Susan_2 White Working Class Women The Democratic candidate Democratic 2018 vote Voted Democrat Hillary Clinton 2016 Female 60-69 years Less than College Education	She has answers for the general public that are logical and how she would help the country. Canceling the Trump executive orders he enacted. Healthcare, nuclear treaty with Iran, Go Green jobs to cut climate change.
Suzy White Working Class Women The Democratic candidate Democratic 2018 vote Voted Democrat Hillary Clinton 2016 Female 60-69 years Less than College Education	Concise. To the point. Comes across as a warm and understanding person who listens and reacts in an orderly manner to address the situation as opposed to negative, red faced objection.
Q26B. POST BEST DEBATER = "Pete Buttigieg"	

dawn White Working Class Women Republican Donald Trump Republican 2018 vote Voted Republican Donald Trump 2016 Female 60-69 years Less than College Education	the most relatable and knowledgeable candidate who doesn't over-react as the others.
Leisha White Working Class Women Republican Donald Trump Republican 2018 vote Voted Republican Donald Trump 2016 Female 40-59 years Less than College Education	He annoyed me the least. I don't agree with a lot of his ideas, but he made a few logical points. I would not vote for him though.
Phyllis White Working Class Women Republican Donald Trump Republican 2018 vote Voted Republican Donald Trump 2016 Female 60-69 years Less than College Education	Presented real solutions to the problems we face. Followed the rules of the debate. I liked the way he spoke to the American people. Seemed very presidential.
Q26B. POST BEST DEBATER = "Andrew Yang"	
Karen_2 White Working Class Women Republican Donald Trump Republican 2018 vote Voted Republican Donald Trump 2016 Female 60-69 years Less than College Education	It was calm and direct and to the point.
Carol White Working Class Women Republican Donald Trump Republican 2018 vote Voted Republican Donald Trump 2016 Female 40-59 years Less than College Education	He is not a politician. His answers seemed more truthful then the other politicians who just say things to get elected.
Latishia White Working Class Women The Democratic candidate Democratic 2018 vote Voted Green Party Candidate Jill Stein 2016 Female 30-39 years Less than College Education	He did not try to overstep anyone else at every turn. He was respectful and well spoken and answered fairly.
Q26B. POST BEST DEBATER = "Kristen Gillibrand"	
LouAnn White Working Class Women Republican Donald Trump Did not vote 2018 Voted Republican Donald Trump 2016 Female 60-69 years Less than College Education	she is the most level headed and has the best common sense ideas, she knows what she is talking about
Q26B. POST BEST DEBATER = "Michael Bennet"	
Deborah White Working Class Women Republican Donald Trump Republican 2018 vote Voted Republican Donald Trump 2016 Female 60-69 years Less than College Education	I don't remember some of their names. I didn't agree with anyone, but you made me choose one.
Q26B. POST BEST DEBATER = "Marianne Williamson"	
Laura_3 White Working Class Women Republican Donald Trump Did not vote 2018 Voted Republican Donald Trump 2016 Female 60-69 years Less than College Education	Because she had the best answers and talked with the most intelligence. She had a lot of good answers to the questions asked, and did not beat up the President to get her ideas across.

karen_3 | White Working Class Women | Republican Donald Trump | Republican 2018 vote | Voted Republican Donald Trump 2016 | Female | 40-59 years | Less than College Education

She took a more middle of the road approach to the questions asked. I feel I could relate more to her.

White College Women



Auto-Sentiment Rating = 61	
Q26B. POST BEST DEBATER = "Joe Biden"	
Kim White College Women Unsure Democratic 2018 vote Voted Democrat Hillary Clinton 2016 Female 40-59 years College Education	He is more competent. He is knowledgeable about politics. He wants to help the little people
Dawn_2 White College Women The Democratic candidate Democratic 2018 vote Voted Democrat Hillary Clinton 2016 Female 30-39 years College Education	he's the most level headed of all the candidates. Some of these people shouldn't have been invited
Jen White College Women The Democratic candidate Democratic 2018 vote Voted Republican Donald Trump 2016 Female 60-69 years College Education	He stuck better to the topic and time limit. He was also articulate and not quite so argumentative. Also stuff he said made sense. A lot of them skated around the actual question to say just what they wanted to say. How are they going to pay for some of this stuff?
Jayne White College Women The Democratic candidate Democratic 2018 vote Voted Democrat Hillary Clinton 2016 Female 60-69 years College Education	he is totally believable and was genuine as he was attacked by others. he has morals and he cares about this country. I feel others were out of line and Democrats need to be united as they take this current President down.
Kathy White College Women Republican Donald Trump Republican 2018 vote Voted Libertarian Gary Johnson 2016 Female 60-69 years College Education	Less liberal. Less destructive to American freedom. Less government control over the lives of others. Not much less, but at least a little less.

Q26B. POST BEST DEBATER = "Bernie Sanders"	
Laura White College Women The Democratic candidate Democratic 2018 vote Voted Democrat Hillary Clinton 2016 Female 40-59 years College Education	Bernie Sanders was direct to tell it like it really is. Joe Biden was a little too nice with his responses because that is the true gentleman he is. was very happy to see how the other candidates made a good reference to what Joe Biden has said or agreed to.
Q26B. POST BEST DEBATER = "Kamala Harris"	
Susan White College Women Republican Donald Trump Republican 2018 vote Voted Republican Donald Trump 2016 Female 40-59 years College Education	She has a confident way of speaking. She has common sense ideas and she wasn't aggressive like Kirsten Gillibrand.
Valerye White College Women Unsure Republican 2018 vote Voted Other 2016 Female 18-29 years College Education	She answered questions well and seems intelligent
Carol_3 White College Women The Democratic candidate Democratic 2018 vote Voted Democrat Hillary Clinton 2016 Female 60-69 years College Education	I think she did a good job of outlining her goals for her administration, reinstating DACA, making health care more affordable, increasing wages of the working class so they only need to work one job to make ends meet.
Elizabeth White College Women The Democratic candidate Democratic 2018 vote Voted Democrat Hillary Clinton 2016 Female 60-69 years College Education	She was articulate, warm, knowledgeable, and passionate. She was polite in challenges to her opponent, but did not back down.
Angela White College Women The Democratic candidate Democratic 2018 vote Voted Democrat Hillary Clinton 2016 Female 40-59 years College Education	Kamala Harris used all her background to relate positively to the public: woman, attorney, Afr Amer, large state rep, well spoken, and emotional when needed
Maria White College Women The Democratic candidate Democratic 2018 vote Voted Democrat Hillary Clinton 2016 Female 30-39 years College Education	IT HAS GOOD PERSPECTIVE OF WHAT IS TO BE DONE IN THE COUNTRY TO IMPROVE BASED ON WHAT HAPPENS TODAY AND WHAT IS WISHED IN THE FUTURE NOT VERY FAR.
Val White College Women Other Republican 2018 vote Did not vote 2016 Female 40-59 years College Education	She is obviously well educated. Well spoken, passionate, seems to be able to get to the heart of an issue with humanity and grace. Has been though a lot herself so can bring that to the table.
Jenn White College Women The Democratic candidate Democratic 2018 vote Voted Democrat Hillary Clinton 2016 Female 40-59 years College Education	I believe she was well-spoken. For the most part she was respectful of time and the other candidates. She spoke to the point instead of talking around the questions.
Rebecca White College Women Republican Donald Trump Republican 2018 vote Voted Republican Donald Trump 2016 Female 40-59 years College Education	Kamala Harris was forceful, well spoken and had clear thought out ideas. I did not agree with her on all her policies, but she spoke like a leader and someone I could respect. I think she would have the respect of other world leaders.
Karen_6 White College Women The Democratic candidate Democratic 2018 vote Voted Democrat Hillary Clinton 2016 Female 40-59 years College Education	Mayor Pete was a close 2nd. Joe was fine. I was impressed by Gillibrand.

Judi White College Women The Democratic candidate Democratic 2018 vote Voted Democrat Hillary Clinton 2016 Female 60-69 years College Education	I believe she spoke well and more directly than most of the others. She also confronted Biden in a respectful but purposeful way and did not let him off in his explanation of not supporting federal rules on school busing when the states did not act.
Lynda White College Women Republican Donald Trump Republican 2018 vote Voted Republican Donald Trump 2016 Female 40-59 years College Education	While I don't agree with her, she is attractive, articulate and a good story teller.
Jeanie White College Women Unsure Democratic 2018 vote Voted Other 2016 Female 60-69 years College Education	too many did too much shouting or where too timid - she handled herself well and for the most part stated her ideas well without talking over others
Q26B. POST BEST DEBATER = "Pete Buttigieg"	
Cassie White College Women Unsure Democratic 2018 vote Voted Democrat Hillary Clinton 2016 Female 30-39 years College Education	I felt he had the most honest and straightforward answers. Wasn't leaning on his past or skirting around the topics
Sue White College Women Republican Donald Trump Republican 2018 vote Voted Libertarian Gary Johnson 2016 Female 40-59 years College Education	None of them said anything worth hearing other than bashing Trump. I picked the lesser of the evils.
Vera White College Women Unsure Republican 2018 vote Voted Republican Donald Trump 2016 Female 60-69 years College Education	It was a tossup between Pete Buttigieg and Joe Biden. Both are well-spoken and maintain their composure.
Susanne White College Women Republican Donald Trump Republican 2018 vote Voted Republican Donald Trump 2016 Female 60-69 years College Education	His reasoning resonates the most with me....he actually seems quiet down to earth and interested in helping normal people. He did not list a lot of lofty, unreachable goals....he seemed to be fairly grounded.
Karen_5 White College Women The Democratic candidate Democratic 2018 vote Voted Democrat Hillary Clinton 2016 Female 40-59 years College Education	His stance on the majority of issues coincided with mine.
Tracey White College Women Other Republican 2018 vote Voted Republican Donald Trump 2016 Female 40-59 years College Education	He seemed honest, had clear thought and took responsibility for his government and the people he leads. He was well spoken and I believe he would be a fair and honest leader.
Q26B. POST BEST DEBATER = "Kristen Gillibrand"	
Cecilia White College Women The Democratic candidate Democratic 2018 vote Voted Other 2016 Female 60-69 years College Education	She was able to cut through the chaos on stage and find something's they could all agree on. She has a clear cut plan to stop corruption taking over the soul of America.
Q26B. POST BEST DEBATER = "John Hickenlooper"	
Deb White College Women Republican Donald Trump Did not vote 2018 Voted Republican Donald Trump 2016 Female 60-69 years College Education	He described very well the reason Socialism will not work and in general a more moderate approach to problem solving in America. All of the other candidates are outright Socialists.
Q26B. POST BEST DEBATER = "Marianne Williamson"	

<p>April White College Women Republican Donald Trump Did not vote 2018 Did not vote 2016 Female 18-29 years College Education</p>	<p>Made lots of good points using personal stories. Did not shout and yell at every one or blame everyone else for all the problems</p>
<p>Eve White College Women The Democratic candidate Democratic 2018 vote Voted Libertarian Gary Johnson 2016 Female 30-39 years College Education</p>	<p>She had good arguments that made a lot of sense. She was very confident and true to her word.</p>

Kyle White Working Class Men The Democratic candidate Democratic 2018 vote Voted Libertarian Gary Johnson 2016 Male 30-39 years Less than College Education	I've always agreed with his values. He means what he says. He wants to bring true change to the country for every single person.
Tim_2 White Working Class Men The Democratic candidate Republican 2018 vote Voted Republican Donald Trump 2016 Male 30-39 years Less than College Education	I thought he made the best points. Particularly about health care.
Richard White Working Class Men The Democratic candidate Democratic 2018 vote Voted Republican Donald Trump 2016 Male 30-39 years Less than College Education	I liked his points, I liked his arguments, and he was well spoken
Q26B. POST BEST DEBATER = "Kamala Harris"	
Paul White Working Class Men The Democratic candidate Democratic 2018 vote Voted Democrat Hillary Clinton 2016 Male 60-69 years Less than College Education	She was very precise in her answers and handled her rebuttals very well against the other candidates.
Greg_2 White Working Class Men Other Democratic 2018 vote Did not vote 2016 Male 60-69 years Less than College Education	they were more focused on stating their agenda. disagreed on some points, but felt like we could work/compromise to find a solution
Bruce White Working Class Men The Democratic candidate Democratic 2018 vote Voted Democrat Hillary Clinton 2016 Male 40-59 years Less than College Education	Got in most of her views. Forceful and knowledgeable.
Jude White Working Class Men Republican Donald Trump Republican 2018 vote Voted Republican Donald Trump 2016 Male Less than College Education	I believe she said how she felt
Britt White Working Class Men Republican Donald Trump Did not vote 2018 Voted Republican Donald Trump 2016 Male 40-59 years Less than College Education	Although I disagree with Kamala and a vast majority of democrats, including my brother and his family, Kamala stood her ground and didn't miss a beat. Bernie was a close 2nd. NONE of these candidates can beat Donald Trump. Yet.
Q26B. POST BEST DEBATER = "Pete Buttigieg"	
Brian White Working Class Men Republican Donald Trump Republican 2018 vote Voted Republican Donald Trump 2016 Male 40-59 years Less than College Education	He explained his positions very well and was very good at holding his views
Drexy White Working Class Men The Democratic candidate Democratic 2018 vote Voted Republican Donald Trump 2016 Male 40-59 years Less than College Education	Pete was very articulate and quite convincing in his responses. He always seems so calm and reassuring and is so pleasant. Not sure that he will be the nominee but he sure would make an outstanding VP.

Bob White Working Class Men Republican Donald Trump Republican 2018 vote Voted Republican Donald Trump 2016 Male 60-69 years Less than College Education	he sounded the least off his rocker, which he was, but the least of any of them
Paul_2 White Working Class Men The Democratic candidate Democratic 2018 vote Voted Democrat Hillary Clinton 2016 Male 40-59 years Less than College Education	well spoken and clear
Q26B. POST BEST DEBATER = "Andrew Yang"	
Robert White Working Class Men Republican Donald Trump Republican 2018 vote Voted Republican Donald Trump 2016 Male 60-69 years Less than College Education	I liked his idea on the money for everyone. He was respectful of others. He seemed to stay on topic better than the others.
Q26B. POST BEST DEBATER = "Kristen Gillibrand"	
Robert_2 White Working Class Men Republican Donald Trump Did not vote 2018 Did not vote 2016 Male 40-59 years Less than College Education	I think she had some of the best views
Q26B. POST BEST DEBATER = "John Hickenlooper"	
Charles White Working Class Men Republican Donald Trump Republican 2018 vote Voted Republican Donald Trump 2016 Male 60-69 years Less than College Education	He did not talk out of turn and he was believable
Gary White Working Class Men The Democratic candidate Democratic 2018 vote Voted Democrat Hillary Clinton 2016 Male 40-59 years Less than College Education	he had good ideas
Q26B. POST BEST DEBATER = "Marianne Williamson"	
Joseph White Working Class Men Republican Donald Trump Republican 2018 vote Voted Republican Donald Trump 2016 Male 40-59 years Less than College Education	they spoke about more issues and addressing the root causes
Q26B. POST BEST DEBATER = "Eric Swalwell"	
Paul_3 White Working Class Men Republican Donald Trump Republican 2018 vote Voted Republican Donald Trump 2016 Male 60-69 years Less than College Education	Because he did answer some of the questions right but all in all I like Trump the best!

(Q27B. POST DID WELL) Who else did well? Please select UP TO TWO names.

	Total	SAMPLE						
		African Americans	Latinos	White Millennials	White Unmarried Women	White Working Class Women	White College Women	White Working Class Men
Joe Biden	36%	50%	32%	36%	20%	40%	31%	41%
Bernie Sanders	31%	64%	32%	21%	25%	16%	24%	32%
Kamala Harris	28%	41%	14%	21%	45%	20%	28%	27%
Pete Buttigieg	26%	5%	23%	29%	35%	32%	31%	27%
Kristen Gillibrand	15%	0%	27%	14%	20%	20%	17%	5%
John Hickenlooper	13%	5%	5%	7%	15%	16%	21%	18%
Andrew Yang	10%	5%	14%	21%	15%	0%	3%	18%
Marianne Williamson	10%	5%	23%	14%	5%	12%	7%	5%
Eric Swalwell	6%	0%	5%	14%	5%	8%	7%	9%
Michael Bennet	5%	5%	0%	0%	10%	8%	3%	9%
N =	154	22	22	14	20	25	29	22
NR =	3	2	1	0	0	0	0	0

Tasha African Americans The Democratic candidate Democratic 2018 vote Voted Democrat Hillary Clinton 2016 Female 30-39 years Less than College Education	THEY SOUND LIKE THEY COULD MAKE A DIFFEENCE
Danny African Americans The Democratic candidate Democratic 2018 vote Voted Democrat Hillary Clinton 2016 Male 40-59 years College Education	THEY STUCK TO THE CORE PRINCIPLES
Marilyn African Americans The Democratic candidate Democratic 2018 vote Voted Democrat Hillary Clinton 2016 Female 60-69 years Less than College Education	They defended what they believe in better than the rest of them
Vicki African Americans Unsure Democratic 2018 vote Voted Democrat Hillary Clinton 2016 Female 30-39 years College Education	They had strong arguments and delivered a persuasive argument to each question. They both appealed to our emotions and experiences.
Marianna African Americans The Democratic candidate Did not vote 2018 Voted Democrat Hillary Clinton 2016 Female 60-69 years College Education	I thought that they too were upfront and direct. They had concrete ideas about what they wanted.
Trina African Americans The Democratic candidate Democratic 2018 vote Voted Democrat Hillary Clinton 2016 Female 40-59 years Less than College Education	They also addressed problem with this country that need to be fixed immediately and I hope they can and will do so .Besides we need woman power in our country to get things done.
Q27B. POST DID WELL = "Joe Biden"	
Jamaal African Americans The Democratic candidate Democratic 2018 vote Voted Democrat Hillary Clinton 2016 Male 40-59 years College Education	Biden was able to reference some of his accomplishments while in the office with President Obama.
Mark African Americans Republican Donald Trump Republican 2018 vote Voted Republican Donald Trump 2016 Male 40-59 years College Education	As we all know he was once in government as vice president of the united states so he knows what to do if elected. with some very good ideas
Q27B. POST DID WELL = "Bernie Sanders, Kamala Harris"	
Daphne African Americans The Democratic candidate Democratic 2018 vote Voted Democrat Hillary Clinton 2016 Female 40-59 years College Education	They could back up what they were stating and the both showed confidence among themselves.
John_2 African Americans The Democratic candidate Democratic 2018 vote Voted Democrat Hillary Clinton 2016 Male 60-69 years Less than College Education	Both presented valid proposals and ideas for making change in America. More open and hopefully more understanding of everyone in America. Allowing migrants better care and help.
Gail African Americans The Democratic candidate Democratic 2018 vote Voted Democrat Hillary Clinton 2016 Female 60-69 years Less than College Education	they were outspoken

Sheila_2 African Americans The Democratic candidate Democratic 2018 vote Voted Democrat Hillary Clinton 2016 Female 40-59 years Less than College Education	sanders was ok ..
Shelquita African Americans The Democratic candidate Democratic 2018 vote Voted Democrat Hillary Clinton 2016 Female 18-29 years Less than College Education	because they had a good word
Q27B. POST DID WELL = "Bernie Sanders"	
TiNing African Americans The Democratic candidate Did not vote 2018 Did not vote 2016 Female 40-59 years Less than College Education	He had a very practical way of trying to change the world in having everyone come together to fix problems.
Q27B. POST DID WELL = "Bernie Sanders, John Hickenlooper"	
Bob_2 African Americans The Democratic candidate Democratic 2018 vote Voted Democrat Hillary Clinton 2016 Male 40-59 years Less than College Education	still processing their performance
Q27B. POST DID WELL = "Bernie Sanders, Marianne Williamson"	
Jeanine African Americans The Democratic candidate Democratic 2018 vote Voted Democrat Hillary Clinton 2016 Female 40-59 years Less than College Education	They have good attitude and ideas
Q27B. POST DID WELL = "Kamala Harris"	
Joe_2 African Americans The Democratic candidate Democratic 2018 vote Voted Democrat Hillary Clinton 2016 Male 40-59 years College Education	VERY VOCAL IN HER EXPERIENCES PRIOR TO BECOMING WHO SHE IS TODAY.
Derrick African Americans The Democratic candidate Democratic 2018 vote Voted Democrat Hillary Clinton 2016 Male 40-59 years College Education	Knows the law. Proud immigrant. Honest an knows the law
Q27B. POST DID WELL = "Pete Buttigieg, Michael Bennet"	
Carol_2 African Americans The Democratic candidate Democratic 2018 vote Voted Democrat Hillary Clinton 2016 Female 40-59 years College Education	They both seem to have had plans that were explained and easy to comprehend.

Latinos

Wordcloud Visualization

Clara Latinos The Democratic candidate Democratic 2018 vote Voted Democrat Hillary Clinton 2016 Female 40-59 years Less than College Education	Kamala was direct and honest with her answers. She showed passion and compassion on many of the issues facing the country. Biden did well but he stalled a bit.
Q27B. POST DID WELL = "Joe Biden, Bernie Sanders"	
Daniel Latinos Republican Donald Trump Did not vote 2018 Did not vote 2016 Male 40-59 years Less than College Education	As I said in the last question I don't believe any of the other candidates performed well but there wasn't a "none of the above" option/
Q27B. POST DID WELL = "Bernie Sanders, Kristen Gillibrand"	
Anthony Latinos The Democratic candidate Democratic 2018 vote Voted Democrat Hillary Clinton 2016 Male 40-59 years College Education	They said the right things to make this country better
Harrison Latinos Unsure Democratic 2018 vote Did not vote 2016 Male 18-29 years Less than College Education	Bernie was able to say some pretty good things that need more fleshing out and may get the chance to do so. Kristen was able to show herself as a moderate point within the Overton window of the democrat party. This can be good for her standing in polls.
Stanley Latinos The Democratic candidate Did not vote 2018 Did not vote 2016 Male 40-59 years Less than College Education	They have some very good ideas. They seem to have a clear vision and plan of action.
Q27B. POST DID WELL = "Bernie Sanders, Pete Buttigieg"	
Gloria Latinos The Democratic candidate Democratic 2018 vote Voted Democrat Hillary Clinton 2016 Female 40-59 years College Education	They were the least annoying
Bill Latinos The Democratic candidate Democratic 2018 vote Voted Democrat Hillary Clinton 2016 Male 40-59 years Less than College Education	Pete is the smartest person in the room and Bernie right on every point.
Q27B. POST DID WELL = "Bernie Sanders"	
Igor Latinos Unsure Did not vote 2018 Did not vote 2016 Male 40-59 years Less than College Education	I fully agreed with him on issues
Q27B. POST DID WELL = "Kamala Harris, Marianne Williamson"	
John Latinos Unsure Democratic 2018 vote Voted Republican Donald Trump 2016 Male 40-59 years College Education	They also spoke clearly and passionately about their beliefs and positions and are coming from a sensible place, in my opinion. I think Kamala especially did a good job being outspoken and passionate about her positions and accomplishments.
Q27B. POST DID WELL = "Pete Buttigieg, Marianne Williamson"	
Chester Latinos Republican Donald Trump Republican 2018 vote Voted Republican Donald Trump 2016 Male 40-59 years Less than College Education	they made the most sense
Q27B. POST DID WELL = "Pete Buttigieg"	
Laurel Latinos Unsure Republican 2018 vote Voted Republican Donald Trump 2016 Female 60-69 years College Education	he managed to keep his cool and it didn't seem like he was steamrolling over the others
Q27B. POST DID WELL = "Andrew Yang, John Hickenlooper"	

Philip Latinos Republican Donald Trump Republican 2018 vote Voted Republican Donald Trump 2016 Male 40-59 years Less than College Education	though I sense they won't be in the next debate they did a fair bit to let them known for other voters in case they might've not liked options. fair choice bits no question but the one is this whole thing a "Bonfire of the Vanities."
Q27B. POST DID WELL = "Andrew Yang"	
Martin Latinos The Democratic candidate Did not vote 2018 Did not vote 2016 Male 30-39 years College Education	I think his issues were well stated
Q27B. POST DID WELL = "Andrew Yang, Kristen Gillibrand"	
George Latinos Unsure Democratic 2018 vote Voted Republican Donald Trump 2016 Male 40-59 years College Education	They both were able to get their ideas out and make them understandable as well as distinguish themselves from the other candidates.
Q27B. POST DID WELL = "Kristen Gillibrand, Marianne Williamson"	
Willie Latinos The Democratic candidate Democratic 2018 vote Voted Democrat Hillary Clinton 2016 Male 40-59 years Less than College Education	they spoke clearly and shared the most values with me
Q27B. POST DID WELL = "Marianne Williamson"	
Joe Latinos Unsure Republican 2018 vote Voted Republican Donald Trump 2016 Male 40-59 years College Education	A non-politician with realistic ideas not "pie in the sky" give everything for free and tax people to pay for it
Frank Latinos The Democratic candidate Did not vote 2018 Did not vote 2016 Male 40-59 years Less than College Education	She was like a light in a ball of confusion. Well for the few brief moments that light was on.

Scott White Millennials The Democratic candidate Democratic 2018 vote Voted Democrat Hillary Clinton 2016 Male 60-69 years Less than College Education	They seem to have sane plans
Q27B. POST DID WELL = "Bernie Sanders"	
Jim_2 White Millennials The Democratic candidate Democratic 2018 vote Voted Democrat Hillary Clinton 2016 Male 40-59 years Less than College Education	stuck to his message.
Q27B. POST DID WELL = "Bernie Sanders, Pete Buttigieg"	
Edmatts White Millennials The Democratic candidate Democratic 2018 vote Voted Democrat Hillary Clinton 2016 Male 40-59 years Less than College Education	they got their opinions out front and showed they could make a difference
Q27B. POST DID WELL = "Kamala Harris"	
Mel White Millennials The Democratic candidate Democratic 2018 vote Voted Democrat Hillary Clinton 2016 Female 30-39 years College Education	strong and poignant
Q27B. POST DID WELL = "Kamala Harris, Eric Swalwell"	
bk White Millennials The Democratic candidate Democratic 2018 vote Voted Democrat Hillary Clinton 2016 Male 30-39 years College Education	They challenged Joe Biden, were articulate, have a vision for the country, and share the same vision as I do.
Q27B. POST DID WELL = "Pete Buttigieg, Andrew Yang"	
Steven White Millennials Republican Donald Trump Did not vote 2018 Did not vote 2016 Male 40-59 years Less than College Education	they have good vision for the future of the USA
Q27B. POST DID WELL = "Pete Buttigieg, Eric Swalwell"	
Kelsey White Millennials Republican Donald Trump Did not vote 2018 Voted Other 2016 Female 18-29 years Less than College Education	I would never vote for him, but I liked how sincere Buttigieg was during his comments about the shooting that occurred in his state and that he was up front about what he could and could not do. Swalwell also seemed to be genuine and he was also more respectful of the moderators and his fellow candidates. I also appreciate how Williamson had the latter trait as well.
Q27B. POST DID WELL = "Andrew Yang, Marianne Williamson"	
Rodney White Millennials Republican Donald Trump Republican 2018 vote Voted Republican Donald Trump 2016 Male 40-59 years Less than College Education	think outside the box. Not the same ole same ole talk talk talk as others.
Q27B. POST DID WELL = "Kristen Gillibrand, John Hickenlooper"	
Ron White Millennials Republican Donald Trump Republican 2018 vote Voted Republican Donald Trump 2016 Male 60-69 years Less than College Education	I don't think any of them have a clue how to run this country
Q27B. POST DID WELL = "Marianne Williamson"	

Joanna White Unmarried Women Unsure Did not vote 2018 Did not vote 2016 Female 40-59 years College Education	Most persuasive and energetic candidates. A great agenda and proposed reforms.
Q27B. POST DID WELL = "Bernie Sanders, Kamala Harris"	
Christina White Unmarried Women Other Republican 2018 vote Voted Green Party Candidate Jill Stein 2016 Female 40-59 years College Education	Bernie seems to know what he's talking about and has some good plans. Kamala seems to understand the needs of the American people.
Andrea White Unmarried Women The Democratic candidate Democratic 2018 vote Voted Democrat Hillary Clinton 2016 Female Less than College Education	Bernie is a little extreme but has great ideas for healthcare and education. Kamala Harris is a fighter and she shares a lot of the values that I do
Molly White Unmarried Women The Democratic candidate Democratic 2018 vote Voted Democrat Hillary Clinton 2016 Female 40-59 years Less than College Education	They are very aware of the issues. They are very articulate too.
Q27B. POST DID WELL = "Bernie Sanders, Pete Buttigieg"	
Patti White Unmarried Women The Democratic candidate Democratic 2018 vote Voted Democrat Hillary Clinton 2016 Female 60-69 years College Education	Pete was compelling and clear, intelligent, humble. Bernie was strident but appropriately so on the issues.
Julie_3 White Unmarried Women Unsure Democratic 2018 vote Voted Other 2016 Female 40-59 years College Education	Both of these gentlemen were able to communicate their views without constantly attacking opposing personalities present or not. They were well educated on each topic and had the experience to support their positions.
Q27B. POST DID WELL = "Kamala Harris, Pete Buttigieg"	
Bette White Unmarried Women The Democratic candidate Democratic 2018 vote Voted Republican Donald Trump 2016 Female 60-69 years College Education	Surprised at the insight. Good points. Like better after tonight.
Q27B. POST DID WELL = "Kamala Harris"	
Sally White Unmarried Women The Democratic candidate Democratic 2018 vote Voted Democrat Hillary Clinton 2016 Female 60-69 years Less than College Education	Because many of this things are what needed to be heard...
Q27B. POST DID WELL = "Kamala Harris, Andrew Yang"	
Linda White Unmarried Women Unsure Democratic 2018 vote Voted Other 2016 Female 60-69 years College Education	Again, they were very concise and confident in their responses.
Q27B. POST DID WELL = "Kamala Harris, Kristen Gillibrand"	

Dana White Unmarried Women The Democratic candidate Democratic 2018 vote Voted Democrat Hillary Clinton 2016 Female 40-59 years College Education	Gillibrand was clear with the issues she has made proposals to address and Kamala Harris did, as well. They both acknowledged greed in America and how it hurts our democracy.
Q27B. POST DID WELL = "Pete Buttigieg, Andrew Yang"	
Holly White Unmarried Women Republican Donald Trump Republican 2018 vote Voted Republican Donald Trump 2016 Female 40-59 years College Education	I really didn't like not one single person up there but I was forced to choose there should have been a none of the above option
Q27B. POST DID WELL = "Pete Buttigieg, Kristen Gillibrand"	
Ann White Unmarried Women The Democratic candidate Did not vote 2018 Voted Republican Donald Trump 2016 Female 40-59 years College Education	They both spoke truthfully and respectfully. I think they both have good ideas.
Q27B. POST DID WELL = "Pete Buttigieg, Eric Swalwell"	
Laura_2 White Unmarried Women The Democratic candidate Democratic 2018 vote Voted Democrat Hillary Clinton 2016 Female 60-69 years College Education	Mayor Pete's answer about the police shooting was honest and not defensive. He also showed that he has thought deeply about all the important issues. Swalwell made a lot of good points in his answers.
Q27B. POST DID WELL = "Pete Buttigieg, John Hickenlooper"	
Jennifer White Unmarried Women Republican Donald Trump Republican 2018 vote Voted Republican Donald Trump 2016 Female Less than College Education	I had to pick two. I did not care for any of them. They all just seemed to argue and yell about Trump
Q27B. POST DID WELL = "Kristen Gillibrand, Michael Bennet"	
Cathy White Unmarried Women Unsure Democratic 2018 vote Voted Republican Donald Trump 2016 Female 40-59 years College Education	Didn't bring up race and compensating all blacks, no forgiveness of all college debt or free education for everyone, legitimate comments and proposed solutions on the issues.
Q27B. POST DID WELL = "Kristen Gillibrand, Marianne Williamson"	
Gwengie White Unmarried Women Republican Donald Trump Republican 2018 vote Voted Republican Donald Trump 2016 Female Less than College Education	they gave different answers rather than the party line
Q27B. POST DID WELL = "John Hickenlooper, Michael Bennet"	
julie_2 White Unmarried Women Republican Donald Trump Republican 2018 vote Voted Republican Donald Trump 2016 Female 60-69 years College Education	I think the ones I'm thinking of had more common sense ideas and not just attacks. but don't recall who I preferred

White Working Class Women

Wordcloud Visualization

Brenda White Working Class Women The Democratic candidate Democratic 2018 vote Voted Democrat Hillary Clinton 2016 Female 40-59 years Less than College Education	She was able to butt into other peoples time and articulate herself well
Q27B. POST DID WELL = "Joe Biden, Bernie Sanders"	
Carol White Working Class Women Republican Donald Trump Republican 2018 vote Voted Republican Donald Trump 2016 Female 40-59 years Less than College Education	Not that they did better, they seemed to be a little better with their answers. They seem to maybe have more experience. I still would NEVER vote for them. Biden was with Obama. Obama ruined this country. He wanted to build a wall also. Why wasn't criticized for it??
Q27B. POST DID WELL = "Joe Biden"	
Leisha White Working Class Women Republican Donald Trump Republican 2018 vote Voted Republican Donald Trump 2016 Female 40-59 years Less than College Education	I do not believe in him either. He has a nice smile. He's not unlikable, but I would never vote for him, either.
Susan_2 White Working Class Women The Democratic candidate Democratic 2018 vote Voted Democrat Hillary Clinton 2016 Female 60-69 years Less than College Education	He and Kamala Harris are on the same page. VP Joe Biden has history that could be disturbing and his age. The younger candidates need to fight for progress forward.
Suzy White Working Class Women The Democratic candidate Democratic 2018 vote Voted Democrat Hillary Clinton 2016 Female 60-69 years Less than College Education	Extensive legislation experience. Knows how to attack a situation through many opinions just not his own.
Q27B. POST DID WELL = "Bernie Sanders, Marianne Williamson"	
Pamela White Working Class Women The Democratic candidate Did not vote 2018 Voted Republican Donald Trump 2016 Female 40-59 years Less than College Education	They were clear and out spoken
Q27B. POST DID WELL = "Bernie Sanders, John Hickenlooper"	
Phyllis White Working Class Women Republican Donald Trump Republican 2018 vote Voted Republican Donald Trump 2016 Female 60-69 years Less than College Education	Bernie always offers good ideas for the county but has big ambitions. I liked the idea of stimulating the economy by a guaranteed income for all.
Q27B. POST DID WELL = "Bernie Sanders, Pete Buttigieg"	
Kimberly White Working Class Women Republican Donald Trump Republican 2018 vote Voted Republican Donald Trump 2016 Female 60-69 years Less than College Education	Buttigieg is the only one that has been in service and knows what to do and he talks about what he can do for climate change. and the only thing I liked what sanders said is get rid of fossils fuel but other than that nothing else.
Q27B. POST DID WELL = "Kamala Harris"	
Tammy White Working Class Women Republican Donald Trump Republican 2018 vote Voted Republican Donald Trump 2016 Female 40-59 years Less than College Education	Na

Q27B. POST DID WELL = "Kamala Harris, Pete Buttigieg"	
LouAnn White Working Class Women Republican Donald Trump Did not vote 2018 Voted Republican Donald Trump 2016 Female 60-69 years Less than College Education	for the same reason, they made so many true statements
Doreen White Working Class Women The Democratic candidate Democratic 2018 vote Voted Democrat Hillary Clinton 2016 Female 40-59 years Less than College Education	They seem to know what they are saying and liked points. Gillibrand also
Q27B. POST DID WELL = "Kamala Harris, Michael Bennet"	
Latishia White Working Class Women The Democratic candidate Democratic 2018 vote Voted Green Party Candidate Jill Stein 2016 Female 30-39 years Less than College Education	They were calm, passionate and assertive.
Q27B. POST DID WELL = "Pete Buttigieg, Eric Swalwell"	
Laura_3 White Working Class Women Republican Donald Trump Did not vote 2018 Voted Republican Donald Trump 2016 Female 60-69 years Less than College Education	They did not get pushy to answer out of turn and had good answers also to the questions.
Deborah White Working Class Women Republican Donald Trump Republican 2018 vote Voted Republican Donald Trump 2016 Female 60-69 years Less than College Education	You made me choose. I wouldn't chose any.
Q27B. POST DID WELL = "Pete Buttigieg, John Hickenlooper"	
Barbara White Working Class Women Republican Donald Trump Republican 2018 vote Voted Republican Donald Trump 2016 Female 60-69 years Less than College Education	New ideas...talking directly to people and not down to them. Knowledgeable.
Q27B. POST DID WELL = "Pete Buttigieg"	
Melanie White Working Class Women Unsure Republican 2018 vote Voted Democrat Hillary Clinton 2016 Female 60-69 years Less than College Education	He gave solid answers posed to him. His attitude and answers were direct, respectful and intelligent. He seemed trustworthy, informed and wise.
Q27B. POST DID WELL = "Kristen Gillibrand"	
dawn White Working Class Women Republican Donald Trump Republican 2018 vote Voted Republican Donald Trump 2016 Female 60-69 years Less than College Education	she also is knowledgeable and understood all questions and responded with appropriate answers to the general public
Q27B. POST DID WELL = "John Hickenlooper, Marianne Williamson"	
Karen_2 White Working Class Women Republican Donald Trump Republican 2018 vote Voted Republican Donald Trump 2016 Female 60-69 years Less than College Education	They both stated their agenda fairly well and in understandable terms. They were not overly aggressive and continuously interrupting people like many of the other candidates

Q27B. POST DID WELL = "John Hickenlooper, Michael Bennet"

karen_3 | White Working Class Women | Republican Donald Trump | Republican 2018 vote | Voted Republican Donald Trump 2016 | Female | 40-59 years | Less than College Education

They were the lesser of evils. People like Bernie Sanders are so over the top with their socialized ideas. The men like George Washington, Thomas Jefferson, Benjamin Franklin must be turning over in their graves.

Q27B. POST DID WELL = "Marianne Williamson"

Fernando | White Working Class Women | Republican Donald Trump | Democratic 2018 vote | Voted Democrat Hillary Clinton 2016 | Female | | College Education

She is a fresh face who has not yet fallen in socialist morass.

Vera White College Women Unsure Republican 2018 vote Voted Republican Donald Trump 2016 Female 60-69 years College Education	Joe Biden and John Hickenlooper maintained their composure, respected time allotments, and answered the questions.
Q27B. POST DID WELL = "Joe Biden, Marianne Williamson"	
Carol_3 White College Women The Democratic candidate Democratic 2018 vote Voted Democrat Hillary Clinton 2016 Female 60-69 years College Education	I think Joe Biden spoke well of his efforts at bipartisan support for his initiatives while in the Senate and as Vice President. He is also in favor of labor unions and making health care more affordable by making Obamacare better. He is also in favor of reducing climate change by reinstating the Paris Climate accord.
Q27B. POST DID WELL = "Joe Biden, Kamala Harris"	
Jen White College Women The Democratic candidate Democratic 2018 vote Voted Republican Donald Trump 2016 Female 60-69 years College Education	Biden I already stated. Kamala was articulate- although some of her stuff was just same old stuff. Sanders came off as just sort of crabby---
Cecilia White College Women The Democratic candidate Democratic 2018 vote Voted Other 2016 Female 60-69 years College Education	Kamala is well spoken and expresses herself in a way that will resonate with the middle class. Joe is likable and has tons of experience that gives him a head start.
Q27B. POST DID WELL = "Joe Biden, Kristen Gillibrand"	
Rebecca White College Women Republican Donald Trump Republican 2018 vote Voted Republican Donald Trump 2016 Female 40-59 years College Education	Joe Biden used Obama's name a lot, to remind people of his presidency. He pointed out many things that were achieved that he said he worked on. Kristen Gillibrand had clear ideas and was also forceful to make herself heard.
Q27B. POST DID WELL = "Bernie Sanders, Kamala Harris"	
Dawn_2 White College Women The Democratic candidate Democratic 2018 vote Voted Democrat Hillary Clinton 2016 Female 30-39 years College Education	They too were levelheaded. Didn't like them but they seemed sane
Maria White College Women The Democratic candidate Democratic 2018 vote Voted Democrat Hillary Clinton 2016 Female 30-39 years College Education	THEY ARE CHARACTERS AND ENTEREZA STRONG, WHO SEEK TO HAVE NEW METHODS TO CHANGE THE COURSE OF THE COUNTRY AND TO ENSURE THAT THE THINGS CHANGE FOR BETTER
Laura White College Women The Democratic candidate Democratic 2018 vote Voted Democrat Hillary Clinton 2016 Female 40-59 years College Education	Bother Bernie Sanders and Kamala Sanders were very defensive with their responses and forceful
Q27B. POST DID WELL = "Bernie Sanders, Kristen Gillibrand"	
Kim White College Women Unsure Democratic 2018 vote Voted Democrat Hillary Clinton 2016 Female 40-59 years College Education	I think they went answered the questions appropriately. They, too, understood the crisis that America is facing
Q27B. POST DID WELL = "Bernie Sanders, Pete Buttigieg"	

Angela White College Women The Democratic candidate Democratic 2018 vote Voted Democrat Hillary Clinton 2016 Female 40-59 years College Education	Bernie Sanders is consistent and dependable. You know where he stands. Pete B, who I didn't know a lot about, used his background and experiences to connect with me
Q27B. POST DID WELL = "Bernie Sanders"	
Elizabeth White College Women The Democratic candidate Democratic 2018 vote Voted Democrat Hillary Clinton 2016 Female 60-69 years College Education	He stuck to his positions. He did not lose his temper. He addressed concerns about Medicare for All.
Q27B. POST DID WELL = "Kamala Harris"	
Cassie White College Women Unsure Democratic 2018 vote Voted Democrat Hillary Clinton 2016 Female 30-39 years College Education	also was straightforward, but did deflect some questions
Q27B. POST DID WELL = "Kamala Harris, John Hickenlooper"	
Susanne White College Women Republican Donald Trump Republican 2018 vote Voted Republican Donald Trump 2016 Female 60-69 years College Education	Harris seems quite approachable and Hickenlooper also seems a little more grounded than most of the other candidates. "These two just seem to understand the plight of real Americans more than the other candidates.
Q27B. POST DID WELL = "Kamala Harris, Kristen Gillibrand"	
Karen_6 White College Women The Democratic candidate Democratic 2018 vote Voted Democrat Hillary Clinton 2016 Female 40-59 years College Education	The women are tough, Bernie is outrageous, Joe is average.
Q27B. POST DID WELL = "Pete Buttigieg, Andrew Yang"	
Sue White College Women Republican Donald Trump Republican 2018 vote Voted Libertarian Gary Johnson 2016 Female 40-59 years College Education	same answer as above
Q27B. POST DID WELL = "Pete Buttigieg, Kristen Gillibrand"	
Valerye White College Women Unsure Republican 2018 vote Voted Other 2016 Female 18-29 years College Education	They were well spoken and had good ideas
Q27B. POST DID WELL = "Pete Buttigieg"	
Jenn White College Women The Democratic candidate Democratic 2018 vote Voted Democrat Hillary Clinton 2016 Female 40-59 years College Education	I appreciate his perspective as a mayor. Mayors make great presidents and I think he demonstrated his potential well. I appreciate that he was willing to admit that he fell short in a couple of areas as governor.
Kathy White College Women Republican Donald Trump Republican 2018 vote Voted Libertarian Gary Johnson 2016 Female 60-69 years College Education	Probably because he said less. That probably helped him a lot. Not only hiding what he probably believes as a democrat, but keep him from getting emotionally crazy like the rest.

Deb White College Women Republican Donald Trump Did not vote 2018 Voted Republican Donald Trump 2016 Female 60-69 years College Education	I do not agree with his foundational principles, policy ideas and beliefs. I would not vote for him. However, he was the best presenter. He was calm, direct, articulate, sincere, clear and thoughtful,.
Q27B. POST DID WELL = "Pete Buttigieg, John Hickenlooper"	
Jayne White College Women The Democratic candidate Democratic 2018 vote Voted Democrat Hillary Clinton 2016 Female 60-69 years College Education	John Hickenlooper was smart, real and humble and basing his decisions on science and common sense. He is a realist and we need his vision. Mayor Pete is smart and has vision and common sense we need!
Val White College Women Other Republican 2018 vote Did not vote 2016 Female 40-59 years College Education	Seem to really understand the affects of climate change. The mayor of South Bend Indiana has had two major climate events affect where he lives and this will make the issue extremely important to him and one he will take quite seriously
Q27B. POST DID WELL = "Pete Buttigieg, Marianne Williamson"	
Lynda White College Women Republican Donald Trump Republican 2018 vote Voted Republican Donald Trump 2016 Female 40-59 years College Education	Marianne doesn't have a chance, but she made some interesting points. Mayor Pete is likeable and we'll spoken.
Q27B. POST DID WELL = "Kristen Gillibrand, John Hickenlooper"	
Tracey White College Women Other Republican 2018 vote Voted Republican Donald Trump 2016 Female 40-59 years College Education	Kristen Gillibrand seemed to have a plan for cleaning up elections and making a real change. She didn't almost cry on state that that other woman. John Hickenlooper had a level head, and would take a scientific approach to government. I believe he would be logical in his governing style.
Q27B. POST DID WELL = "John Hickenlooper, Eric Swalwell"	
April White College Women Republican Donald Trump Did not vote 2018 Did not vote 2016 Female 18-29 years College Education	They also talked about what they have accomplished thus far. Seem to be the most realistic
Q27B. POST DID WELL = "Michael Bennet, Eric Swalwell"	
Judi White College Women The Democratic candidate Democratic 2018 vote Voted Democrat Hillary Clinton 2016 Female 60-69 years College Education	I think both of these men broke out from the crowd to present themselves more as individuals with ideas and efforts to keep themselves on the presidential stage.

Bruce White Working Class Men The Democratic candidate Democratic 2018 vote Voted Democrat Hillary Clinton 2016 Male 40-59 years Less than College Education	Had the best ideas and most experience.
Britt White Working Class Men Republican Donald Trump Did not vote 2018 Voted Republican Donald Trump 2016 Male 40-59 years Less than College Education	Both men were on their toes tonight, except they both got caught with a oopsie they had to scramble out of.
Q27B. POST DID WELL = "Joe Biden"	
Jude White Working Class Men Republican Donald Trump Republican 2018 vote Voted Republican Donald Trump 2016 Male Less than College Education	he said a lot of things I agreed with
Q27B. POST DID WELL = "Joe Biden, Michael Bennet"	
Robert White Working Class Men Republican Donald Trump Republican 2018 vote Voted Republican Donald Trump 2016 Male 60-69 years Less than College Education	Biden defended himself well and Bennett talked more about working with others.
Paul_3 White Working Class Men Republican Donald Trump Republican 2018 vote Voted Republican Donald Trump 2016 Male 60-69 years Less than College Education	They did pretty good too but I just do not trust them!
Q27B. POST DID WELL = "Bernie Sanders, John Hickenlooper"	
Gary White Working Class Men The Democratic candidate Democratic 2018 vote Voted Democrat Hillary Clinton 2016 Male 40-59 years Less than College Education	they had good ideas
Q27B. POST DID WELL = "Bernie Sanders, Kamala Harris"	
Brian White Working Class Men Republican Donald Trump Republican 2018 vote Voted Republican Donald Trump 2016 Male 40-59 years Less than College Education	They also explained their selves very well
Q27B. POST DID WELL = "Bernie Sanders, Pete Buttigieg"	
Dale White Working Class Men The Democratic candidate Democratic 2018 vote Voted Democrat Hillary Clinton 2016 Male 60-69 years Less than College Education	They were able to get their ideas across better than the others.
Sean White Working Class Men The Democratic candidate Democratic 2018 vote Voted Democrat Hillary Clinton 2016 Male 40-59 years Less than College Education	They clearly have believable plans to make change on every issue discussed. They conveyed their ideas convincingly.
Q27B. POST DID WELL = "Kamala Harris, Eric Swalwell"	

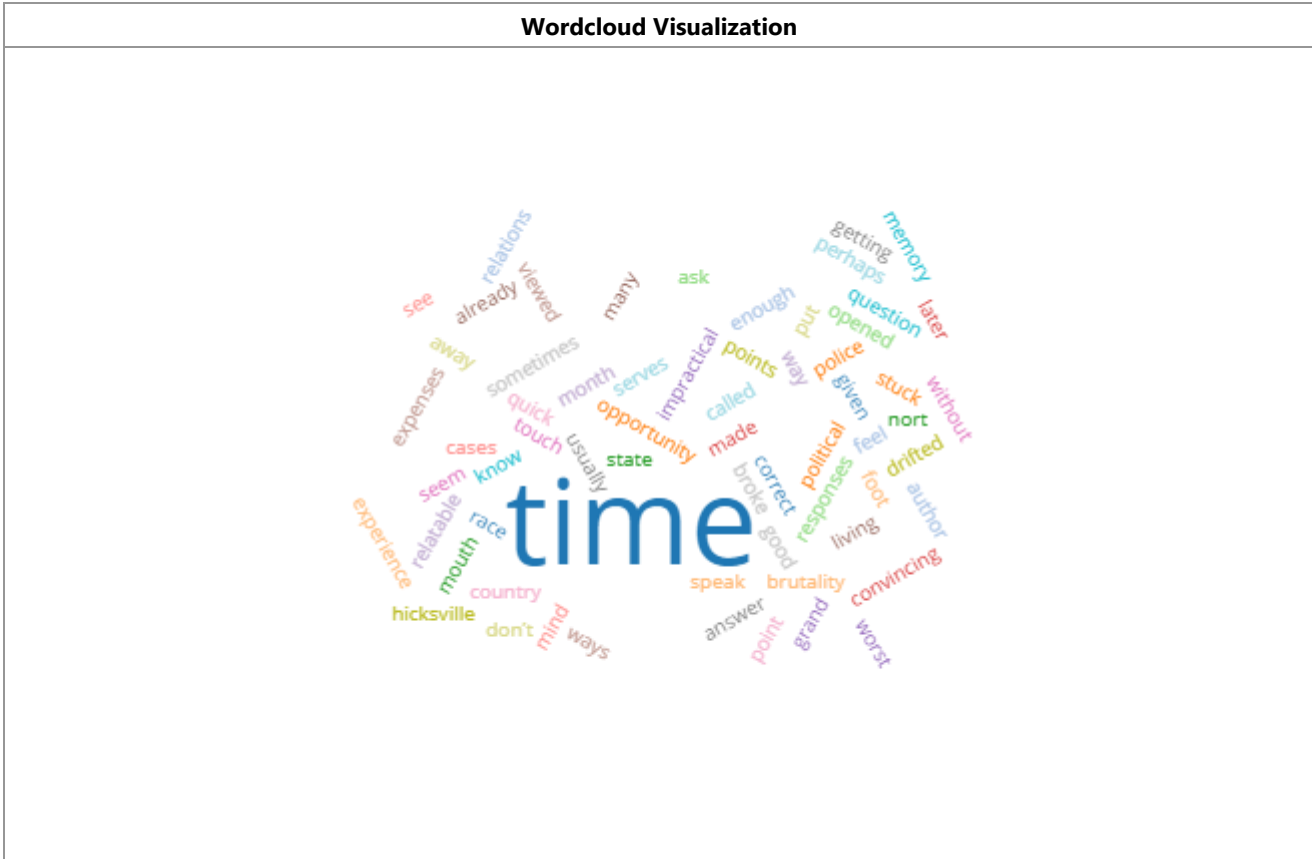
Kyle White Working Class Men The Democratic candidate Democratic 2018 vote Voted Libertarian Gary Johnson 2016 Male 30-39 years Less than College Education	I loved what they want to do to make the country better. For those in the country and those trying to come in but are unable to because of president Trump's stupid decisions.
Q27B. POST DID WELL = "Kamala Harris, Pete Buttigieg"	
Mark_2 White Working Class Men Unsure Democratic 2018 vote Voted Republican Donald Trump 2016 Male 40-59 years Less than College Education	they had a plan, good foundation. Spoke well and kept up with their time, did not interrupt
Richard White Working Class Men The Democratic candidate Democratic 2018 vote Voted Republican Donald Trump 2016 Male 30-39 years Less than College Education	they were respectful and stuck to the allotted time frames..
Q27B. POST DID WELL = "Pete Buttigieg, Andrew Yang"	
Joseph White Working Class Men Republican Donald Trump Republican 2018 vote Voted Republican Donald Trump 2016 Male 40-59 years Less than College Education	they had ideas that made sense
Q27B. POST DID WELL = "Pete Buttigieg"	
Paul White Working Class Men The Democratic candidate Democratic 2018 vote Voted Democrat Hillary Clinton 2016 Male 60-69 years Less than College Education	He was on point with his message and also admitted that he needs to do better within his city against the perceived racism in his city.
Q27B. POST DID WELL = "Andrew Yang, John Hickenlooper"	
Charles White Working Class Men Republican Donald Trump Republican 2018 vote Voted Republican Donald Trump 2016 Male 60-69 years Less than College Education	They are not hard core commies
Thomas White Working Class Men Republican Donald Trump Republican 2018 vote Voted Republican Donald Trump 2016 Male 40-59 years Less than College Education	They seemed to have a different approach and some fresh ideas to discuss.
Q27B. POST DID WELL = "Andrew Yang, Kristen Gillibrand"	
Greg_2 White Working Class Men Other Democratic 2018 vote Did not vote 2016 Male 60-69 years Less than College Education	Yang - not as "personable", but felt had good grip on economic and trade issue. Gillibrand was able to present her arguments clearly and understandable
Q27B. POST DID WELL = "Marianne Williamson, Eric Swalwell"	
Bob White Working Class Men Republican Donald Trump Republican 2018 vote Voted Republican Donald Trump 2016 Male 60-69 years Less than College Education	they sounded nuts, but not as nutty as the rest of them

(Q28B. POST NOT WELL) Did anyone do worse than you expected? Please select any that apply.

	Total	SAMPLE						
		African Americans	Latinos	White Millennials	White Unmarried Women	White Working Class Women	White College Women	White Working Class Men
Andrew Yang	18%	14%	23%	7%	15%	12%	21%	32%
Joe Biden	17%	14%	18%	7%	30%	16%	17%	14%
Bernie Sanders	15%	0%	14%	7%	15%	20%	28%	14%
Marianne Williamson	14%	5%	5%	14%	20%	16%	24%	14%
Kristen Gillibrand	14%	9%	5%	21%	15%	12%	24%	9%
Eric Swalwell	10%	14%	0%	0%	10%	16%	17%	9%
Kamala Harris	7%	5%	0%	21%	5%	16%	0%	9%
Pete Buttigieg	7%	18%	9%	7%	5%	0%	7%	5%
John Hickenlooper	7%	14%	5%	14%	0%	8%	3%	9%
Michael Bennet	5%	5%	5%	0%	5%	4%	10%	5%
No one did worse than expected	38%	50%	36%	43%	20%	44%	24%	50%
N =	154	22	22	14	20	25	29	22
NR =	3	2	1	0	0	0	0	0

(Q28B. POST NOT WELL OE) Using 2-3 sentences, please explain why you believe that person did worse than you expected.

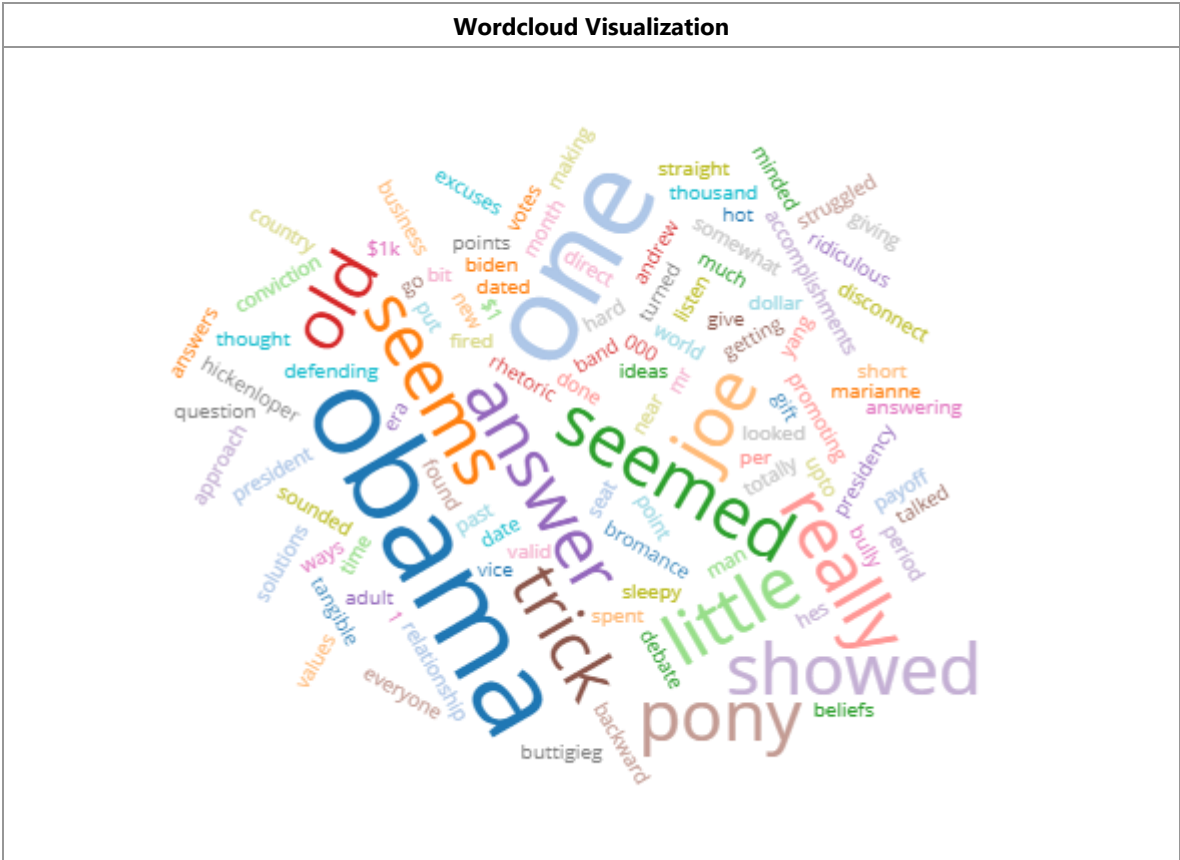
African Americans



Auto-Sentiment Rating = 36	
Q28B. POST NOT WELL = "Joe Biden"	
TiNing African Americans The Democratic candidate Did not vote 2018 Did not vote 2016 Female 40-59 years Less than College Education	I feel like he stuck his foot in his mouth every time he opened it and made me see him in a worst way than I already viewed him.
Jeanine African Americans The Democratic candidate Democratic 2018 vote Voted Democrat Hillary Clinton 2016 Female 40-59 years Less than College Education	He didn't seem on point like he usually is
Q28B. POST NOT WELL = "Joe Biden, Kamala Harris"	
Shelquita African Americans The Democratic candidate Democratic 2018 vote Voted Democrat Hillary Clinton 2016 Female 18-29 years Less than College Education	they didn't have good points
Q28B. POST NOT WELL = "Pete Buttigieg, Kristen Gillibrand, John Hickenlooper, Marianne Williamson, Eric Swalwell"	
Greg African Americans Republican Donald Trump Republican 2018 vote Voted Republican Donald Trump 2016 Male 30-39 years Less than College Education	Don't know

Q28B. POST NOT WELL = "Pete Buttigieg"	
Jamaal African Americans The Democratic candidate Democratic 2018 vote Voted Democrat Hillary Clinton 2016 Male 40-59 years College Education	He was called out on the race relations and police brutality in his own state
Vicki African Americans Unsure Democratic 2018 vote Voted Democrat Hillary Clinton 2016 Female 30-39 years College Education	Because his responses were not convincing and in some cases were impractical. He was not relatable to me in many ways.
Q28B. POST NOT WELL = "Pete Buttigieg, Eric Swalwell"	
Joe_2 African Americans The Democratic candidate Democratic 2018 vote Voted Democrat Hillary Clinton 2016 Male 40-59 years College Education	BOTH ARE OUT OF TOUCH
Q28B. POST NOT WELL = "Andrew Yang, John Hickenlooper, Michael Bennet, Eric Swalwell"	
John_2 African Americans The Democratic candidate Democratic 2018 vote Voted Democrat Hillary Clinton 2016 Male 60-69 years Less than College Education	Not quick to answer, sometimes drifted away from the question. Perhaps not given enough opportunity to speak.
Q28B. POST NOT WELL = "Andrew Yang"	
Bob_2 African Americans The Democratic candidate Democratic 2018 vote Voted Democrat Hillary Clinton 2016 Male 40-59 years Less than College Education	not at this time ask me later
Q28B. POST NOT WELL = "Andrew Yang, John Hickenlooper"	
Trina African Americans The Democratic candidate Democratic 2018 vote Voted Democrat Hillary Clinton 2016 Female 40-59 years Less than College Education	I wouldn't mind a grand a month for living expenses but how to do that without the country getting broke??? Hicksville just put me off. I just didn't like him.
Q28B. POST NOT WELL = "Kristen Gillibrand"	
Sheila African Americans The Democratic candidate Democratic 2018 vote Voted Democrat Hillary Clinton 2016 Female 60-69 years Less than College Education	If memory serves me correct ,she is an author with no political experience

Latinos

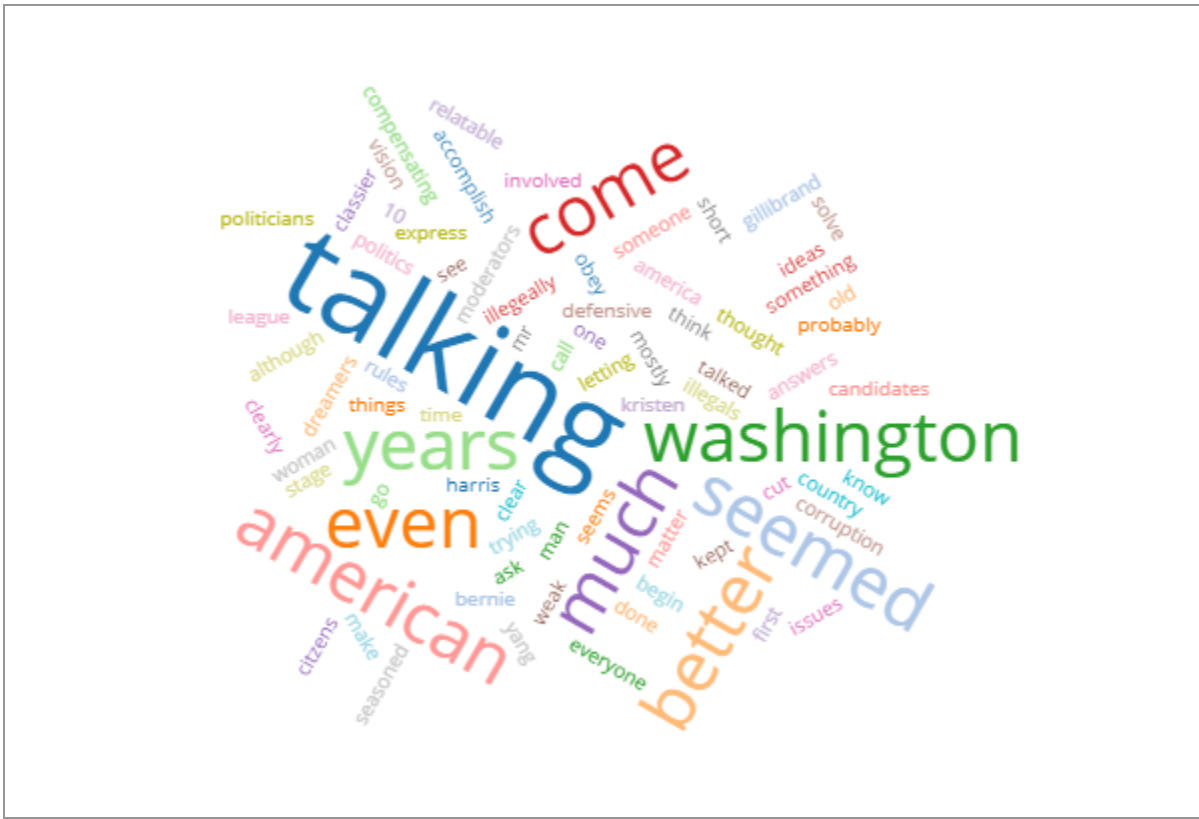


	Auto-Sentiment Rating = 36
Q28B. POST NOT WELL = "Joe Biden"	
Philip Latinos Republican Donald Trump Republican 2018 vote Voted Republican Donald Trump 2016 Male 40-59 years Less than College Education	just seems not with the bit. turned totally against what he'd been
Joe Latinos Unsure Republican 2018 vote Voted Republican Donald Trump 2016 Male 40-59 years College Education	Sleepy Joe, only got fired up when defending his past and bromance relationship with Obama
John Latinos Unsure Democratic 2018 vote Voted Republican Donald Trump 2016 Male 40-59 years College Education	Joe seemed a little out dated, spent a little too much time on rhetoric about what he has done and Obama era accomplishments, like he wants to go backward in some ways.
Q28B. POST NOT WELL = "Joe Biden, John Hickenlooper"	
George Latinos Unsure Democratic 2018 vote Voted Republican Donald Trump 2016 Male 40-59 years College Education	Mr. Hickenlooper just looked and sounded old and not up to date with the world. Vice President Biden didn't really have any new ideas but was a one man band promoting the Obama Presidency.
Q28B. POST NOT WELL = "Bernie Sanders"	
Martin Latinos The Democratic candidate Did not vote 2018 Did not vote 2016 Male 30-39 years College Education	he's getting too old

Laurel Latinos Unsure Republican 2018 vote Voted Republican Donald Trump 2016 Female 60-69 years College Education	I found him to be rather a bully he may have had some valid points, but it was hard to listen to him
Frank Latinos The Democratic candidate Did not vote 2018 Did not vote 2016 Male 40-59 years Less than College Education	Was nowhere near where I thought he would be. Not on point at all!
Q28B. POST NOT WELL = "Pete Buttigieg"	
Jim Latinos The Democratic candidate Democratic 2018 vote Voted Democrat Hillary Clinton 2016 Male 60-69 years Less than College Education	he really had no tangible solutions
Q28B. POST NOT WELL = "Pete Buttigieg, Andrew Yang, Marianne Williamson"	
Clara Latinos The Democratic candidate Democratic 2018 vote Voted Democrat Hillary Clinton 2016 Female 40-59 years Less than College Education	Marianne had no business being in the debate, she did not answer that showed her conviction. Andrew Yang is ridiculous with his approach to give everyone \$1K a month and Buttigieg showed somewhat of a disconnect with the country.
Q28B. POST NOT WELL = "Andrew Yang"	
George_2 Latinos The Democratic candidate Democratic 2018 vote Voted Democrat Hillary Clinton 2016 Male 40-59 years College Education	one trick pony with his 1 thousand dollar gift that seems like a payoff to get votes.
Willie Latinos The Democratic candidate Democratic 2018 vote Voted Democrat Hillary Clinton 2016 Male 40-59 years Less than College Education	he had no values to my beliefs
Bill Latinos The Democratic candidate Democratic 2018 vote Voted Democrat Hillary Clinton 2016 Male 40-59 years Less than College Education	He seemed like a one trick pony. \$1,000 per adult period, that's all he talked about.
Q28B. POST NOT WELL = "Andrew Yang, Kristen Gillibrand"	
Margo Latinos The Democratic candidate Democratic 2018 vote Voted Democrat Hillary Clinton 2016 Female 40-59 years Less than College Education	They both struggled with answering a direct question and giving a straight answer.
Q28B. POST NOT WELL = "Michael Bennet"	
William Latinos Republican Donald Trump Republican 2018 vote Voted Republican Donald Trump 2016 Male 18-29 years Less than College Education	Because she was making excuses when she got put in the hot seat all her answers were short minded.

White Millennials

Wordcloud Visualization



Auto-Sentiment Rating = 36	
Q28B. POST NOT WELL = "Joe Biden"	
bk White Millennials The Democratic candidate Democratic 2018 vote Voted Democrat Hillary Clinton 2016 Male 30-39 years College Education	Seemed weak and defensive, cut his own answers off short even when the moderators didn't express that his time was up.
Q28B. POST NOT WELL = "Bernie Sanders, Kristen Gillibrand"	
Andrew White Millennials The Democratic candidate Democratic 2018 vote Voted Democrat Hillary Clinton 2016 Male 30-39 years College Education	They weren't very clear in what they were trying to accomplish. Bernie just seems like an old man who can't let go of his ideas even when someone has a better one and Kristen kept talking about corruption in Washington as if she hasn't been involved in Washington politics for 10 years.
Q28B. POST NOT WELL = "Kamala Harris"	
joseph_2 White Millennials Republican Donald Trump Republican 2018 vote Voted Republican Donald Trump 2016 Male 30-39 years Less than College Education	I think this was the woman talking about letting illegal's come into this country and not make them obey American rules. like do things for the dreamers ask they call them that is here illegally. I get they have been here for years.. that don't matter they should have to come American citizens first
Q28B. POST NOT WELL = "Kamala Harris, Kristen Gillibrand, John Hickenlooper, Marianne Williamson"	
Steven White Millennials Republican Donald Trump Did not vote 2018 Did not vote 2016 Male 40-59 years Less than College Education	they just talked about themselves and how they can solve all the issues in America
Q28B. POST NOT WELL = "Kamala Harris, Andrew Yang, Kristen Gillibrand"	

<p>Kelsey White Millennials Republican Donald Trump Did not vote 2018 Voted Other 2016 Female 18-29 years Less than College Education</p>	<p>Mr. Yang was more out there than I thought he would be, although, I didn't know much about him to begin with. Harris and Gillibrand probably would have done better if they hadn't been talking over everyone so much. It's like they were compensating for something. I don't like that other candidates did it either, but they both seemed to be classier than that.</p>
<p>Q28B. POST NOT WELL = "Pete Buttigieg"</p>	
<p>Edmatts White Millennials The Democratic candidate Democratic 2018 vote Voted Democrat Hillary Clinton 2016 Male 40-59 years Less than College Education</p>	<p>he was not relatable.</p>
<p>Q28B. POST NOT WELL = "John Hickenlooper"</p>	
<p>Scott White Millennials The Democratic candidate Democratic 2018 vote Voted Democrat Hillary Clinton 2016 Male 60- 69 years Less than College Education</p>	<p>I just didn't see his vision.</p>
<p>Q28B. POST NOT WELL = "Marianne Williamson"</p>	
<p>Kevin White Millennials Unsure Republican 2018 vote Voted Republican Donald Trump 2016 Male 60-69 years Less than College Education</p>	<p>She was clearly out of her league with mostly seasoned politicians on the stage</p>

Gwengie White Unmarried Women Republican Donald Trump Republican 2018 vote Voted Republican Donald Trump 2016 Female Less than College Education	he relied on his 8 years of Obama and I thought Obama was an awful president
Jennifer White Unmarried Women Republican Donald Trump Republican 2018 vote Voted Republican Donald Trump 2016 Female Less than College Education	he didn't say anything. he just stuttered and complimented Obama
Q28B. POST NOT WELL = "Bernie Sanders"	
Holly White Unmarried Women Republican Donald Trump Republican 2018 vote Voted Republican Donald Trump 2016 Female 40-59 years College Education	He is so clueless. He would be very awful for this country
Q28B. POST NOT WELL = "Bernie Sanders, Marianne Williamson"	
Cathy White Unmarried Women Unsure Democratic 2018 vote Voted Republican Donald Trump 2016 Female 40-59 years College Education	Thought Bernie was going to have a stroke and didn't really address the issues and what planet is loopy Williamson from?
Q28B. POST NOT WELL = "Bernie Sanders, Andrew Yang"	
Nancy White Unmarried Women Unsure Democratic 2018 vote Voted Democrat Hillary Clinton 2016 Female 40-59 years Less than College Education	Did not hear much on the topic of what steps they would take to implement a plan.
Q28B. POST NOT WELL = "Kamala Harris"	
Pam White Unmarried Women Republican Donald Trump Republican 2018 vote Voted Republican Donald Trump 2016 Female 60-69 years College Education	She appears to be so antagonistic and I find it hard to believe she could work with others to accomplish anything.
Q28B. POST NOT WELL = "Pete Buttigieg, Kristen Gillibrand, Michael Bennet, Marianne Williamson"	
Joanna White Unmarried Women Unsure Did not vote 2018 Did not vote 2016 Female 40-59 years College Education	Under pressure and stress from other candidates. Were frustrated.
Q28B. POST NOT WELL = "Andrew Yang, Kristen Gillibrand, Marianne Williamson, Eric Swalwell"	
Andrea White Unmarried Women The Democratic candidate Democratic 2018 vote Voted Democrat Hillary Clinton 2016 Female Less than College Education	They seem out of touch and does not make me feel confident in their ability to lead our country
Q28B. POST NOT WELL = "Andrew Yang"	
Molly White Unmarried Women The Democratic candidate Democratic 2018 vote Voted Democrat Hillary Clinton 2016 Female 40-59 years Less than College Education	For a business executive I didn't feel his answers are very intelligent.
Q28B. POST NOT WELL = "Kristen Gillibrand"	

Julie_3 White Unmarried Women Unsure Democratic 2018 vote Voted Other 2016 Female 40-59 years College Education	She very much represented the "old political guard" in that she just couldn't quit or allow another person to have his/her say in the matter. Didn't seem to exude an air of cooperation in my opinion.
Q28B. POST NOT WELL = "Marianne Williamson"	
Linda White Unmarried Women Unsure Democratic 2018 vote Voted Other 2016 Female 60-69 years College Education	She was not called upon enough, first. And secondly, she came across as more vague, not having a practical plan, just an emotional one.
Q28B. POST NOT WELL = "Eric Swalwell"	
Ann White Unmarried Women The Democratic candidate Did not vote 2018 Voted Republican Donald Trump 2016 Female 40-59 years College Education	disappointed in the disrespect he showed others. The "pass the torch" thing got really old with me



Auto-Sentiment Rating = 36	
Q28B. POST NOT WELL = "Joe Biden"	
Laura_3 White Working Class Women Republican Donald Trump Did not vote 2018 Voted Republican Donald Trump 2016 Female 60-69 years Less than College Education	Because he got called on a lot of his past in office policies and really did not have a good come back to them.
Q28B. POST NOT WELL = "Joe Biden, Bernie Sanders, Eric Swalwell"	
Barbara White Working Class Women Republican Donald Trump Republican 2018 vote Voted Republican Donald Trump 2016 Female 60-69 years Less than College Education	Had no new ideas, talking about Trump and how they plan on getting rid of him. Last night they didn't mention Trump but I guess they were told to talk about him tonight so they did!
Q28B. POST NOT WELL = "Joe Biden, Kristen Gillibrand"	
Melanie White Working Class Women Unsure Republican 2018 vote Voted Democrat Hillary Clinton 2016 Female 60-69 years Less than College Education	Gillibrand interrupted incredibly. Her debate style was disrespectful and pushy. Biden fell into political rhetoric too easily, was too defensive and focused too much on his political career.
Q28B. POST NOT WELL = "Joe Biden, Kamala Harris"	
Kimberly White Working Class Women Republican Donald Trump Republican 2018 vote Voted Republican Donald Trump 2016 Female 60-69 years Less than College Education	because they have no clue how we feel as people that live in the us. Talk about money give up some of your money and see what happens. Did not like nothing she had to say.

Q28B. POST NOT WELL = "Bernie Sanders, Marianne Williamson"	
Deborah White Working Class Women Republican Donald Trump Republican 2018 vote Voted Republican Donald Trump 2016 Female 60-69 years Less than College Education	I don't know about how 'well' they did, but totally disagree with their points.
Q28B. POST NOT WELL = "Bernie Sanders"	
Gunta White Working Class Women The Democratic candidate Democratic 2018 vote Voted Republican Donald Trump 2016 Female 60-69 years Less than College Education	I feel like Bernie Sanders needs to retire from politics. He is very unsociable and gets upset too fast. He turns red when he is mad. You can't be a crybaby if you want to run the USA. His speeches have been the same for the last 10 years.
Latishia White Working Class Women The Democratic candidate Democratic 2018 vote Voted Green Party Candidate Jill Stein 2016 Female 30-39 years Less than College Education	I dislike the way he avoids answering questions directly
Q28B. POST NOT WELL = "Bernie Sanders, Kamala Harris, Andrew Yang, Marianne Williamson, Eric Swalwell"	
Leisha White Working Class Women Republican Donald Trump Republican 2018 vote Voted Republican Donald Trump 2016 Female 40-59 years Less than College Education	I am not sure why they are even running. Two barely had anything to say.
Q28B. POST NOT WELL = "Kamala Harris, Kristen Gillibrand, John Hickenlooper, Eric Swalwell"	
Karen_2 White Working Class Women Republican Donald Trump Republican 2018 vote Voted Republican Donald Trump 2016 Female 60-69 years Less than College Education	I thought Swalwell was an embarrassed himself. He seemed hyper and annoying. Kirsten Gillibrand continuously interrupted everyone and just discussed whatever she wanted regardless of what the question was about. Kamala Harris came across as smug and condescending
Q28B. POST NOT WELL = "Kamala Harris"	
Phyllis White Working Class Women Republican Donald Trump Republican 2018 vote Voted Republican Donald Trump 2016 Female 60-69 years Less than College Education	Seems concerned about issues that I feel are not real issues facing this country. Did not like the bickering between her and Biden.
Q28B. POST NOT WELL = "Andrew Yang, John Hickenlooper, Michael Bennet, Marianne Williamson, Eric Swalwell"	
Brenda White Working Class Women The Democratic candidate Democratic 2018 vote Voted Democrat Hillary Clinton 2016 Female 40-59 years Less than College Education	too many people talking over each other or made no sense or wouldn't stay within the rules of talking
Q28B. POST NOT WELL = "Andrew Yang"	
Suzy White Working Class Women The Democratic candidate Democratic 2018 vote Voted Democrat Hillary Clinton 2016 Female 60-69 years Less than College Education	Did not show how to address situations spanning many themes.
Q28B. POST NOT WELL = "Kristen Gillibrand"	

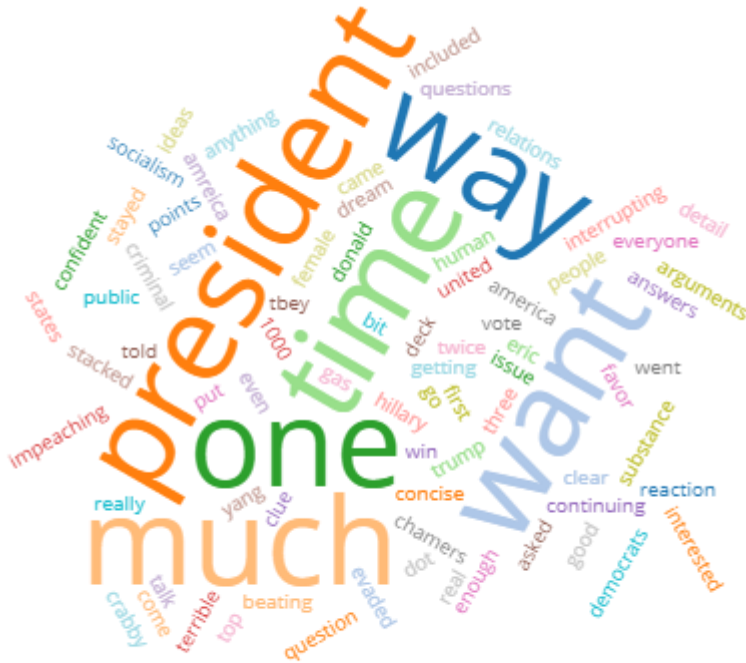
<p>Linda_2 White Working Class Women The Democratic candidate Did not vote 2018 Did not vote 2016 Female 60-69 years Less than College Education</p>	<p>She was rude, kept talking when her time was up. Argumentative</p>
<p>Q28B. POST NOT WELL = "Marianne Williamson"</p>	
<p>Susan_2 White Working Class Women The Democratic candidate Democratic 2018 vote Voted Democrat Hillary Clinton 2016 Female 60-69 years Less than College Education</p>	<p>She is not very well known. No true plans.</p>

April White College Women Republican Donald Trump Did not vote 2018 Did not vote 2016 Female 18-29 years College Education	All they did was blame Trump for all the problems. I feel like that is just dividing America
Jen White College Women The Democratic candidate Democratic 2018 vote Voted Republican Donald Trump 2016 Female 60-69 years College Education	sanders was crabby-- the author and the blond lady I chose---came off as arrogant-- the author also came off as just stupid and I was saying - oh just shut up already
Q28B. POST NOT WELL = "Bernie Sanders"	
Susanne White College Women Republican Donald Trump Republican 2018 vote Voted Republican Donald Trump 2016 Female 60-69 years College Education	Sanders is just so arrogant and opinionated....he does not seem to be able to entertain anyone else's ideas then his own. His socialist bent is quite unnerving and not what our founding fathers had in mind at all in my opinion. I just do not like this man or his ideas.
Jenn White College Women The Democratic candidate Democratic 2018 vote Voted Democrat Hillary Clinton 2016 Female 40-59 years College Education	He really only talked about one major issue. Honestly, I got sick of hearing how he was going to use the wealthy to fund the poor. He can't do that without the help of the wealthy and unless he's willing to bring something to the negotiating table he will further divide the country.
Kathy White College Women Republican Donald Trump Republican 2018 vote Voted Libertarian Gary Johnson 2016 Female 60-69 years College Education	He wants communism. The only difference between a socialist and a communist.....is the communist is in a bigger hurry.
Tracey White College Women Other Republican 2018 vote Voted Republican Donald Trump 2016 Female 40-59 years College Education	Bernie never really answered a question.. All he could say is take down big corporations and make them pay for everything. No real plan.
Q28B. POST NOT WELL = "Bernie Sanders, Kristen Gillibrand, Michael Bennet, Marianne Williamson"	
Jayne White College Women The Democratic candidate Democratic 2018 vote Voted Democrat Hillary Clinton 2016 Female 60-69 years College Education	unrealistic, not presidential and out of touch with voters. Angry in tone and distant in real reality right before them.
Q28B. POST NOT WELL = "Pete Buttigieg"	
Dawn_2 White College Women The Democratic candidate Democratic 2018 vote Voted Democrat Hillary Clinton 2016 Female 30-39 years College Education	He was erratic. Not experienced enough
Q28B. POST NOT WELL = "Pete Buttigieg, Kristen Gillibrand, Michael Bennet, Marianne Williamson"	
Laura White College Women The Democratic candidate Democratic 2018 vote Voted Democrat Hillary Clinton 2016 Female 40-59 years College Education	They hesitated a bit and kind of went off the subject at times. not so direct with their answers and I was not on the same page with their ideas or answers
Q28B. POST NOT WELL = "Andrew Yang"	
Kim White College Women Unsure Democratic 2018 vote Voted Democrat Hillary Clinton 2016 Female 40-59 years College Education	He is all about technology, not about helping the people or America

Carol_3 White College Women The Democratic candidate Democratic 2018 vote Voted Democrat Hillary Clinton 2016 Female 60-69 years College Education	I don't remember him speaking much, just that he is in favor of giving \$5,000 to all Americans to jump start the economy.
Q28B. POST NOT WELL = "Andrew Yang, Kristen Gillibrand, Marianne Williamson"	
Susan White College Women Republican Donald Trump Republican 2018 vote Voted Republican Donald Trump 2016 Female 40-59 years College Education	Gillibrand is just way too aggressive. Yang is crazy to think we should all get \$1000. Williamson has no clue what she's talking about.
Q28B. POST NOT WELL = "Andrew Yang, Marianne Williamson, Eric Swalwell"	
Val White College Women Other Republican 2018 vote Did not vote 2016 Female 40-59 years College Education	Eric was too much about passing the torch on but never gave concrete answers. The other two did not seem together just generalities and I do not think either one of them really understands the political arena and may be too naïve and gullible with flash in the pan ideas.
Q28B. POST NOT WELL = "Andrew Yang, Eric Swalwell"	
Lynda White College Women Republican Donald Trump Republican 2018 vote Voted Republican Donald Trump 2016 Female 40-59 years College Education	I don't like Eric. I find him fake. The Wang guy performed poorly which surprised me. I have seen him perform much better in TV interviews
Q28B. POST NOT WELL = "Kristen Gillibrand, Marianne Williamson"	
Jeanie White College Women Unsure Democratic 2018 vote Voted Other 2016 Female 60-69 years College Education	they both seemed to rattle, they were a bit rude and tried to say more than they were asked - they wanted to be in control
Q28B. POST NOT WELL = "Marianne Williamson"	
Sue White College Women Republican Donald Trump Republican 2018 vote Voted Libertarian Gary Johnson 2016 Female 40-59 years College Education	dumb
Q28B. POST NOT WELL = "Eric Swalwell"	
Elizabeth White College Women The Democratic candidate Democratic 2018 vote Voted Democrat Hillary Clinton 2016 Female 60-69 years College Education	He came across as ageist in his comments about older candidates. I expected him to do better in articulating his positions rather than attacking his opponents.

White Working Class Men

Wordcloud Visualization



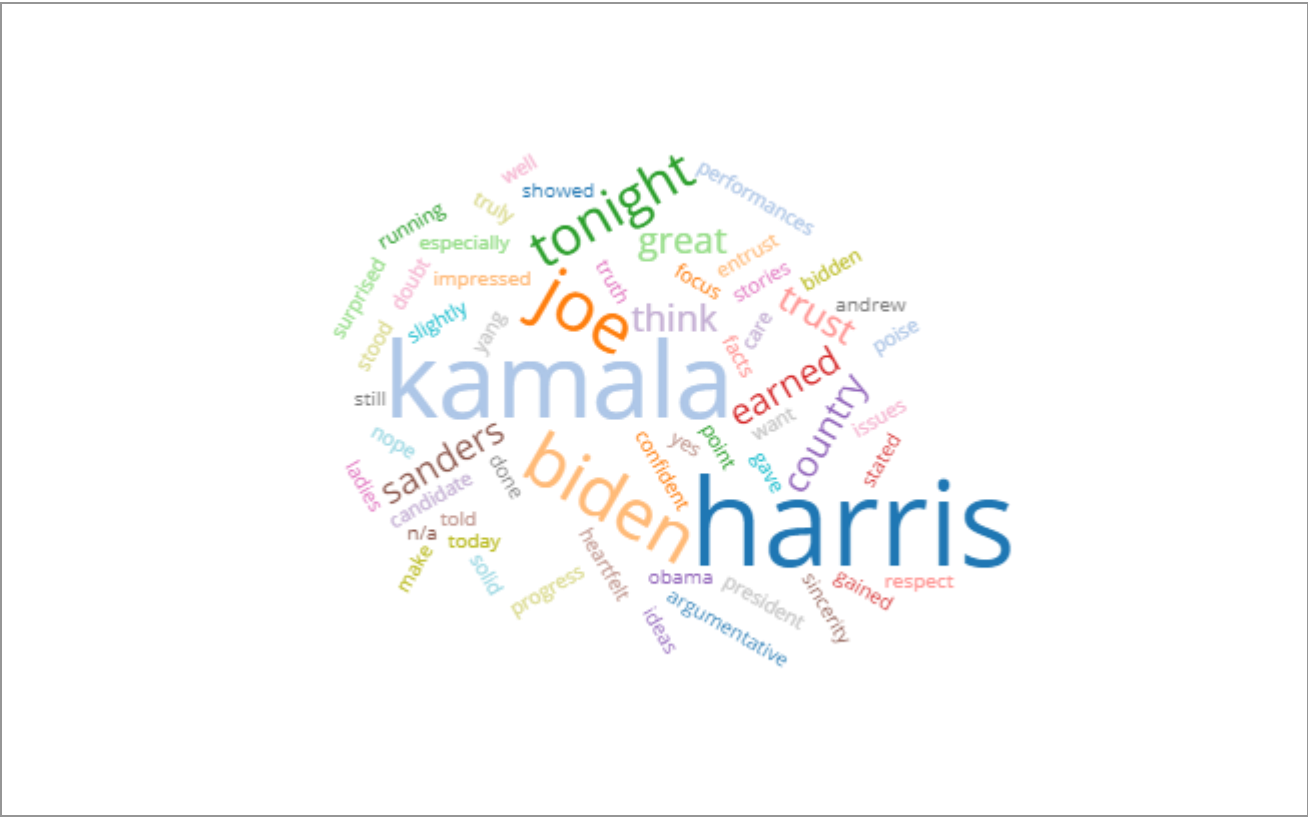
Auto-Sentiment Rating = 36	
Q28B. POST NOT WELL = "Joe Biden, Bernie Sanders, Kamala Harris"	
Charles White Working Class Men Republican Donald Trump Republican 2018 vote Voted Republican Donald Trump 2016 Male 60-69 years Less than College Education	All three of them have no clue of how America should be, they have a dream to put us all in gas chambers if we do go their way!
Q28B. POST NOT WELL = "Joe Biden, Andrew Yang, John Hickenlooper, Marianne Williamson"	
Paul White Working Class Men The Democratic candidate Democratic 2018 vote Voted Democrat Hillary Clinton 2016 Male 60-69 years Less than College Education	These people were not really getting their points across in a clear concise way.
Q28B. POST NOT WELL = "Joe Biden, Bernie Sanders, Pete Buttigieg, Andrew Yang, Kristen Gillibrand"	
Britt White Working Class Men Republican Donald Trump Did not vote 2018 Voted Republican Donald Trump 2016 Male 40-59 years Less than College Education	They are all about either beating Donald Trump, or impeaching him. Hillary couldn't win even with the deck stacked in her favor twice! America does not want a criminal as our first female president, and the democrats can't get over it.
Q28B. POST NOT WELL = "Bernie Sanders"	
Paul_3 White Working Class Men Republican Donald Trump Republican 2018 vote Voted Republican Donald Trump 2016 Male 60-69 years Less than College Education	I do not like anything to do with socialism!

Q28B. POST NOT WELL = "Kamala Harris"	
Bob White Working Class Men Republican Donald Trump Republican 2018 vote Voted Republican Donald Trump 2016 Male 60-69 years Less than College Education	she evaded almost every question
Q28B. POST NOT WELL = "Andrew Yang"	
Robert_2 White Working Class Men Republican Donald Trump Did not vote 2018 Did not vote 2016 Male 40-59 years Less than College Education	He didn't have much to say
Dale White Working Class Men The Democratic candidate Democratic 2018 vote Voted Democrat Hillary Clinton 2016 Male 60-69 years Less than College Education	He stayed on one issue too much.
Q28B. POST NOT WELL = "Andrew Yang, Kristen Gillibrand, Eric Swalwell"	
Drexy White Working Class Men The Democratic candidate Democratic 2018 vote Voted Republican Donald Trump 2016 Male 40-59 years Less than College Education	Eric was just terrible by interrupting and continuing to talk when told his time was up. Yang and his 1000 to everyone is so over the top that no one would vote for that.
Q28B. POST NOT WELL = "Andrew Yang, Michael Bennet, Marianne Williamson"	
Mark_2 White Working Class Men Unsure Democratic 2018 vote Voted Republican Donald Trump 2016 Male 40-59 years Less than College Education	they had no real substance, ideas were public relations or reaction to seem interested
Q28B. POST NOT WELL = "Andrew Yang, John Hickenlooper, Eric Swalwell"	
Sean White Working Class Men The Democratic candidate Democratic 2018 vote Voted Democrat Hillary Clinton 2016 Male 40-59 years Less than College Education	Did not come across as the confident human being I would want as President of the United States. Answers to questions asked did not included enough detail.
Q28B. POST NOT WELL = "Marianne Williamson"	
Richard White Working Class Men The Democratic candidate Democratic 2018 vote Voted Republican Donald Trump 2016 Male 30-39 years Less than College Education	went over her time, didn't have very good arguments, came off as a bit crabby

(Q29. POST EARN TRUST OE) Did anyone earn your trust tonight? Please say who and explain why in 2-3 sentences. If no one earned your trust, enter "Not applicable" into the box below.

African Americans

Wordcloud Visualization



	Auto-Sentiment Rating = 45
Donell African Americans The Democratic candidate Democratic 2018 vote Voted Democrat Hillary Clinton 2016 Male 40-59 years College Education	Kamala Harris. Because she told the truth about all of the issues not being done by the president. today?
Tasha African Americans The Democratic candidate Democratic 2018 vote Voted Democrat Hillary Clinton 2016 Female 30-39 years Less than College Education	NOT TRULY BUT SLIGHTLY
Greg African Americans Republican Donald Trump Republican 2018 vote Voted Republican Donald Trump 2016 Male 30-39 years Less than College Education	Nope
Jamaal African Americans The Democratic candidate Democratic 2018 vote Voted Democrat Hillary Clinton 2016 Male 40-59 years College Education	Kamala Harris showed great poise and focus tonight.
Carol_2 African Americans The Democratic candidate Democratic 2018 vote Voted Democrat Hillary Clinton 2016 Female 40-59 years College Education	Not applicable

Danny African Americans The Democratic candidate Democratic 2018 vote Voted Democrat Hillary Clinton 2016 Male 40-59 years College Education	KAMALA HARRIS SHE IMPRESSED ME TONIGHT
Daphne African Americans The Democratic candidate Democratic 2018 vote Voted Democrat Hillary Clinton 2016 Female 40-59 years College Education	Joe Biden did because he got to the point especially when he stated facts about Obama Care.
John_2 African Americans The Democratic candidate Democratic 2018 vote Voted Democrat Hillary Clinton 2016 Male 60-69 years Less than College Education	Not applicable
Marilyn African Americans The Democratic candidate Democratic 2018 vote Voted Democrat Hillary Clinton 2016 Female 60-69 years Less than College Education	Not applicable
TiNing African Americans The Democratic candidate Did not vote 2018 Did not vote 2016 Female 40-59 years Less than College Education	Kamala Harris earned my trust with her sincerity and heartfelt stories.
Sheila African Americans The Democratic candidate Democratic 2018 vote Voted Democrat Hillary Clinton 2016 Female 60-69 years Less than College Education	Kamala Harris, no doubt about it.
Mark African Americans Republican Donald Trump Republican 2018 vote Voted Republican Donald Trump 2016 Male 40-59 years College Education	Joe Biden, Andrew yang
Bob_2 African Americans The Democratic candidate Democratic 2018 vote Voted Democrat Hillary Clinton 2016 Male 40-59 years Less than College Education	NOT APPLICABLE
Gail African Americans The Democratic candidate Democratic 2018 vote Voted Democrat Hillary Clinton 2016 Female 60-69 years Less than College Education	Joe Bidden he stood up
Vicki African Americans Unsure Democratic 2018 vote Voted Democrat Hillary Clinton 2016 Female 30-39 years College Education	Kamala and Joe both earned my trust because they gave solid argumentative performances. I would be confident to entrust them with running the country.
Marianna African Americans The Democratic candidate Did not vote 2018 Voted Democrat Hillary Clinton 2016 Female 60-69 years College Education	I think Harris surprised and gained my respect with her ideas and I think she is a great candidate.

Sheila_2 African Americans The Democratic candidate Democratic 2018 vote Voted Democrat Hillary Clinton 2016 Female 40-59 years Less than College Education	not applicable
Jeanine African Americans The Democratic candidate Democratic 2018 vote Voted Democrat Hillary Clinton 2016 Female 40-59 years Less than College Education	N/A
Joe_2 African Americans The Democratic candidate Democratic 2018 vote Voted Democrat Hillary Clinton 2016 Male 40-59 years College Education	NOT APPLICABLE
Derrick African Americans The Democratic candidate Democratic 2018 vote Voted Democrat Hillary Clinton 2016 Male 40-59 years College Education	Biden. Harris. sanders
Shelquita African Americans The Democratic candidate Democratic 2018 vote Voted Democrat Hillary Clinton 2016 Female 18-29 years Less than College Education	not applicable
Trina African Americans The Democratic candidate Democratic 2018 vote Voted Democrat Hillary Clinton 2016 Female 40-59 years Less than College Education	Yes the ladies did very well tonight and so did Biden and Sanders, they still want to make progress in this country .

George_2 Latinos The Democratic candidate Democratic 2018 vote Voted Democrat Hillary Clinton 2016 Male 40-59 years College Education	Joe Biden again states that he is the adult in the room with the experience to tackle tough jobs by building alliances with world leaders he knows well already.
Igor Latinos Unsure Did not vote 2018 Did not vote 2016 Male 40-59 years Less than College Education	not applicable
Harrison Latinos Unsure Democratic 2018 vote Did not vote 2016 Male 18-29 years Less than College Education	Not applicable
Willie Latinos The Democratic candidate Democratic 2018 vote Voted Democrat Hillary Clinton 2016 Male 40-59 years Less than College Education	Kamala Harris. She has leadership roles that matches most of our values
Robert_3 Latinos Republican Donald Trump Republican 2018 vote Voted Republican Donald Trump 2016 Male 40-59 years Less than College Education	this was just a small amount of time for this tonight would like to hear much much more from all of them
Jim Latinos The Democratic candidate Democratic 2018 vote Voted Democrat Hillary Clinton 2016 Male 60-69 years Less than College Education	not applicable
Margo Latinos The Democratic candidate Democratic 2018 vote Voted Democrat Hillary Clinton 2016 Female 40-59 years Less than College Education	Not applicable.
Joe Latinos Unsure Republican 2018 vote Voted Republican Donald Trump 2016 Male 40-59 years College Education	nobody, not even the moderators were inspiring
Bill Latinos The Democratic candidate Democratic 2018 vote Voted Democrat Hillary Clinton 2016 Male 40-59 years Less than College Education	Kamala Harris gave heartfelt and smart answers.
John Latinos Unsure Democratic 2018 vote Voted Republican Donald Trump 2016 Male 40-59 years College Education	Pete B. based on the reasoning I've already stated. He makes a lot of sense and sounds very smart.
Laurel Latinos Unsure Republican 2018 vote Voted Republican Donald Trump 2016 Female 60-69 years College Education	"Not applicable"
Stanley Latinos The Democratic candidate Did not vote 2018 Did not vote 2016 Male 40-59 years Less than College Education	I think the whole debate did something to restore hope that people will not believe the bad things Donald Trump and FOX News says about the Democrats.
George Latinos Unsure Democratic 2018 vote Voted Republican Donald Trump 2016 Male 40-59 years College Education	Not applicable.

Clara Latinos The Democratic candidate Democratic 2018 vote Voted Democrat Hillary Clinton 2016 Female 40-59 years Less than College Education	I went back to rooting for Kamala Harris. I loved the passion and heart she showed during tonight's debate.
Daniel Latinos Republican Donald Trump Did not vote 2018 Did not vote 2016 Male 40-59 years Less than College Education	Not applicable
Frank Latinos The Democratic candidate Did not vote 2018 Did not vote 2016 Male 40-59 years Less than College Education	Maybe Kristen Gillibrand.

White Millennials



	Auto-Sentiment Rating = 45
Annette White Millennials The Democratic candidate Republican 2018 vote Voted Democrat Hillary Clinton 2016 Female 30-39 years Less than College Education	Not applicable.
Mel White Millennials The Democratic candidate Democratic 2018 vote Voted Democrat Hillary Clinton 2016 Female 30-39 years College Education	kamala because she is very strong

Jim_2 White Millennials The Democratic candidate Democratic 2018 vote Voted Democrat Hillary Clinton 2016 Male 40-59 years Less than College Education	no
Dean White Millennials Republican Donald Trump Republican 2018 vote Voted Republican Donald Trump 2016 Male 30-39 years College Education	Not applicable
Ron White Millennials Republican Donald Trump Republican 2018 vote Voted Republican Donald Trump 2016 Male 60-69 years Less than College Education	they all were as bad as I expected
Andrew White Millennials The Democratic candidate Democratic 2018 vote Voted Democrat Hillary Clinton 2016 Male 30-39 years College Education	Pete and Kamala earned my trust tonight because when Pete owned up to his failure as a mayor in the cop case, he said he was striving to do right. Kamala stood up to Joe Biden and his busing decision and she said when states fail individuals that is when it's time for the federal government to step in.
Kevin White Millennials Unsure Republican 2018 vote Voted Republican Donald Trump 2016 Male 60-69 years Less than College Education	No politician earns my trust of either party
bk White Millennials The Democratic candidate Democratic 2018 vote Voted Democrat Hillary Clinton 2016 Male 30-39 years College Education	Mayor Pete
Rodney White Millennials Republican Donald Trump Republican 2018 vote Voted Republican Donald Trump 2016 Male 40-59 years Less than College Education	not applicable
Edmatts White Millennials The Democratic candidate Democratic 2018 vote Voted Democrat Hillary Clinton 2016 Male 40-59 years Less than College Education	Kamala Harris gave me a good feeling and sounded like she had good ideas.
joseph_2 White Millennials Republican Donald Trump Republican 2018 vote Voted Republican Donald Trump 2016 Male 30-39 years Less than College Education	No one earn my trust tonight I think they all are promising more than they can offer. I hate to say this all of them should have said this. look people that want to be in the united states that isn't from here. they have to take citizen ship or be sent back..
Steven White Millennials Republican Donald Trump Did not vote 2018 Did not vote 2016 Male 40-59 years Less than College Education	no one earned my trust. I do not trust any politician
Scott White Millennials The Democratic candidate Democratic 2018 vote Voted Democrat Hillary Clinton 2016 Male 60-69 years Less than College Education	I must say I saw a certain confidence in Senator Harris
Kelsey White Millennials Republican Donald Trump Did not vote 2018 Voted Other 2016 Female 18-29 years Less than College Education	I'm still voting Republican, but I think that if I was a Democrat then I would have voted for Biden.

White Unmarried Women

Wordcloud Visualization



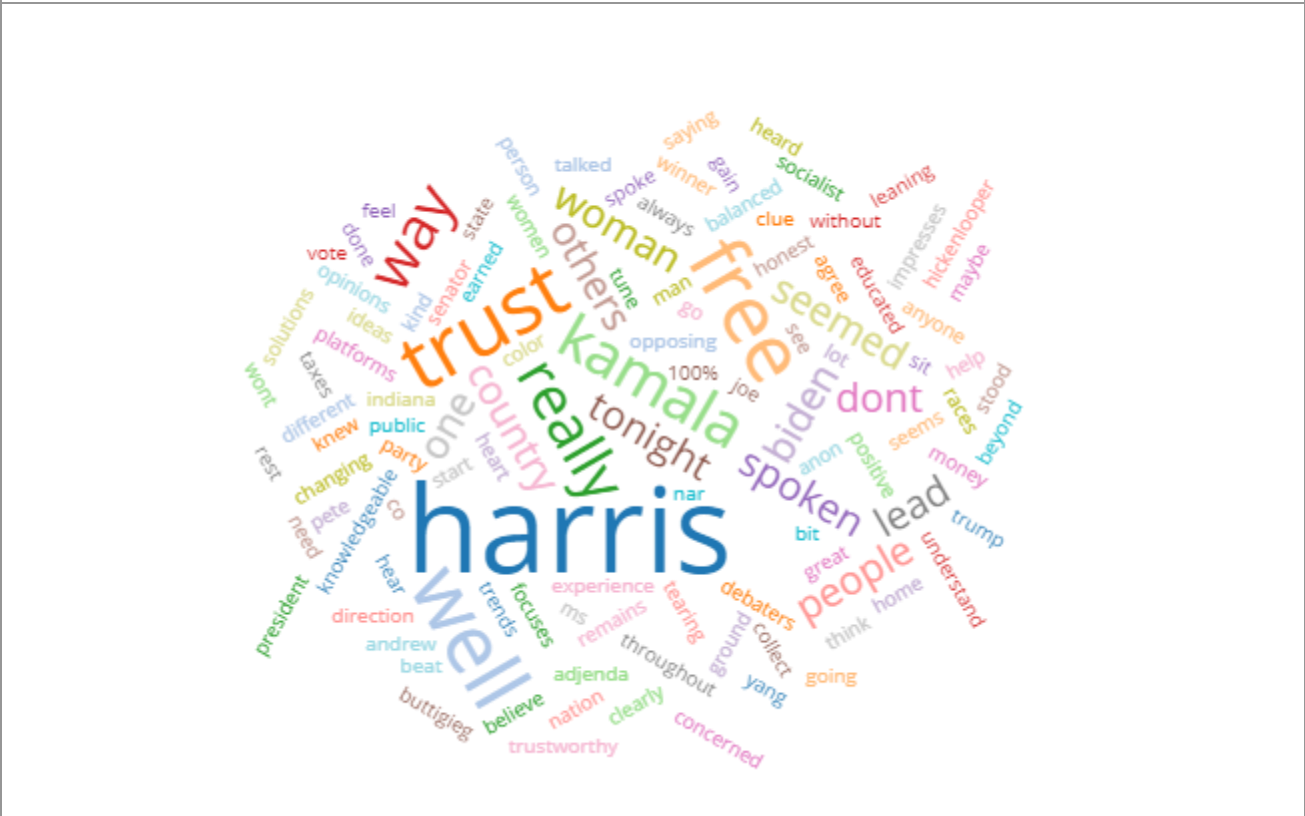
	Auto-Sentiment Rating = 45
Holly White Unmarried Women Republican Donald Trump Republican 2018 vote Voted Republican Donald Trump 2016 Female 40-59 years College Education	Not applicable
Christina White Unmarried Women Other Republican 2018 vote Voted Green Party Candidate Jill Stein 2016 Female 40-59 years College Education	not applicable
Sally White Unmarried Women The Democratic candidate Democratic 2018 vote Voted Democrat Hillary Clinton 2016 Female 60-69 years Less than College Education	Not applicable
Patti White Unmarried Women The Democratic candidate Democratic 2018 vote Voted Democrat Hillary Clinton 2016 Female 60-69 years College Education	Not applicable
Bette White Unmarried Women The Democratic candidate Democratic 2018 vote Voted Republican Donald Trump 2016 Female 60-69 years College Education	Sanders. Increased trust.

Andrea White Unmarried Women The Democratic candidate Democratic 2018 vote Voted Democrat Hillary Clinton 2016 Female Less than College Education	Joe Biden because he has already proven himself in my opinion
julie_2 White Unmarried Women Republican Donald Trump Republican 2018 vote Voted Republican Donald Trump 2016 Female 60-69 years College Education	no one
Linda White Unmarried Women Unsure Democratic 2018 vote Voted Other 2016 Female 60-69 years College Education	Bernie seemed very open and honest as usual.
Pam White Unmarried Women Republican Donald Trump Republican 2018 vote Voted Republican Donald Trump 2016 Female 60-69 years College Education	Not applicable
Karen_4 White Unmarried Women The Democratic candidate Did not vote 2018 Voted Democrat Hillary Clinton 2016 Female 60-69 years College Education	Bernie, Andrew, Mike, Kristen and Marianne
Dana White Unmarried Women The Democratic candidate Democratic 2018 vote Voted Democrat Hillary Clinton 2016 Female 40-59 years College Education	Not applicable.
Ann White Unmarried Women The Democratic candidate Did not vote 2018 Voted Republican Donald Trump 2016 Female 40-59 years College Education	Kamala Harris got my respect pretty much. I also though Ms. Gillibrand spoke well
Cathy White Unmarried Women Unsure Democratic 2018 vote Voted Republican Donald Trump 2016 Female 40-59 years College Education	Not really. No one will do what they say they will if elected because the opposing party will not cooperate.
Julie_3 White Unmarried Women Unsure Democratic 2018 vote Voted Other 2016 Female 40-59 years College Education	Not yet. It was a great opportunity to start to separate the wheat from the chaff.
Molly White Unmarried Women The Democratic candidate Democratic 2018 vote Voted Democrat Hillary Clinton 2016 Female 40-59 years Less than College Education	Not applicable.
Nancy White Unmarried Women Unsure Democratic 2018 vote Voted Democrat Hillary Clinton 2016 Female 40-59 years Less than College Education	Kamala was outstanding speaking of her personal issue. It made her seem more real. Joe Biden also made a big impression on me speaking about the tragedies his family had.

<p>Gwengie White Unmarried Women Republican Donald Trump Republican 2018 vote Voted Republican Donald Trump 2016 Female Less than College Education</p>	<p>no I think all of them want to open our borders and turn this country into a third world</p>
<p>Laura_2 White Unmarried Women The Democratic candidate Democratic 2018 vote Voted Democrat Hillary Clinton 2016 Female 60-69 years College Education</p>	<p>I already liked her, but Harris performed really well and made me think maybe she could win against Trump. I think she is an earnest, smart, and powerful candidate.</p>
<p>Jennifer White Unmarried Women Republican Donald Trump Republican 2018 vote Voted Republican Donald Trump 2016 Female Less than College Education</p>	<p>no</p>
<p>Joanna White Unmarried Women Unsure Did not vote 2018 Did not vote 2016 Female 40-59 years College Education</p>	<p>Yes, Bernie and partially Joe. Confident and know what they are talking about.</p>

White Working Class Women

Wordcloud Visualization



	Auto-Sentiment Rating = 45
Tammy White Working Class Women Republican Donald Trump Republican 2018 vote Voted Republican Donald Trump 2016 Female 40-59 years Less than College Education	Nar-anon not at all
LouAnn White Working Class Women Republican Donald Trump Did not vote 2018 Voted Republican Donald Trump 2016 Female 60-69 years Less than College Education	Not applicable
dawn White Working Class Women Republican Donald Trump Republican 2018 vote Voted Republican Donald Trump 2016 Female 60-69 years Less than College Education	not really until I hear the opposing party
Linda_2 White Working Class Women The Democratic candidate Did not vote 2018 Did not vote 2016 Female 60-69 years Less than College Education	Kamala Harris. She seems in tune with the people and women. Educated, well spoken.
Wyleen White Working Class Women The Democratic candidate Democratic 2018 vote Voted Democrat Hillary Clinton 2016 Female 60-69 years Less than College Education	Senator Harris .. she spoke well and from the heart .

Laura_3 White Working Class Women Republican Donald Trump Did not vote 2018 Voted Republican Donald Trump 2016 Female 60-69 years Less than College Education	Not applicable
Karen_2 White Working Class Women Republican Donald Trump Republican 2018 vote Voted Republican Donald Trump 2016 Female 60-69 years Less than College Education	Not applicable
Brenda White Working Class Women The Democratic candidate Democratic 2018 vote Voted Democrat Hillary Clinton 2016 Female 40-59 years Less than College Education	Joe Biden, He is honest
Doreen White Working Class Women The Democratic candidate Democratic 2018 vote Voted Democrat Hillary Clinton 2016 Female 40-59 years Less than College Education	Biden great experience and all but he always had it. Kamala Harris impresses me as well.
Debbie White Working Class Women Republican Donald Trump Republican 2018 vote Voted Other 2016 Female 60-69 years Less than College Education	not applicable
Carol White Working Class Women Republican Donald Trump Republican 2018 vote Voted Republican Donald Trump 2016 Female 40-59 years Less than College Education	Not applicable
Barbara White Working Class Women Republican Donald Trump Republican 2018 vote Voted Republican Donald Trump 2016 Female 60-69 years Less than College Education	not applicable
Fernando White Working Class Women Republican Donald Trump Democratic 2018 vote Voted Democrat Hillary Clinton 2016 Female College Education	Not applicable.
Pamela White Working Class Women The Democratic candidate Did not vote 2018 Voted Republican Donald Trump 2016 Female 40-59 years Less than College Education	Not applicable
Melanie White Working Class Women Unsure Republican 2018 vote Voted Democrat Hillary Clinton 2016 Female 60-69 years Less than College Education	Harris and the man from Indiana both earned my trust tonight. They were well-spoken, balanced, knowledgeable and yet kind to the other debaters. To me a winner focuses on the positive without tearing down others to gain their ground.
Kathy_2 White Working Class Women Unsure Democratic 2018 vote Voted Democrat Hillary Clinton 2016 Female 60-69 years Less than College Education	I don't trust any of them 100% and will see if their platforms remains the same throughout or if they start changing their ideas as public opinions trends a different way

Deborah White Working Class Women Republican Donald Trump Republican 2018 vote Voted Republican Donald Trump 2016 Female 60-69 years Less than College Education	NO! I didn't agree with anyone.
karen_3 White Working Class Women Republican Donald Trump Republican 2018 vote Voted Republican Donald Trump 2016 Female 40-59 years Less than College Education	No, I don't like their socialist agenda and they all are leaning in that direction. Free, Free, Free. We all can just sit home and collect. We will need free because all our money will go to taxes.
Gunta White Working Class Women The Democratic candidate Democratic 2018 vote Voted Republican Donald Trump 2016 Female 60-69 years Less than College Education	Kamala Harris. I trust what she says that she wants to do for this country. I think she would lead for all people of all races and of all color.
Leisha White Working Class Women Republican Donald Trump Republican 2018 vote Voted Republican Donald Trump 2016 Female 40-59 years Less than College Education	Not one bit.
Latishia White Working Class Women The Democratic candidate Democratic 2018 vote Voted Green Party Candidate Jill Stein 2016 Female 30-39 years Less than College Education	Andrew yang because he talked like he knew what he was saying in a way that I could also believe and clearly understand.
Susan_2 White Working Class Women The Democratic candidate Democratic 2018 vote Voted Democrat Hillary Clinton 2016 Female 60-69 years Less than College Education	Hickenlooper he has done a lot for his state in CO. Maybe he could help the rest of us.
Suzy White Working Class Women The Democratic candidate Democratic 2018 vote Voted Democrat Hillary Clinton 2016 Female 60-69 years Less than College Education	Ms. Harris. I had not heard her solutions before beyond beat Trump.
Kimberly White Working Class Women Republican Donald Trump Republican 2018 vote Voted Republican Donald Trump 2016 Female 60-69 years Less than College Education	Not one person up there had my trust they don't have clue what is going on. And a woman for president no I won't vote for a woman to lead the nation. No way
Phyllis White Working Class Women Republican Donald Trump Republican 2018 vote Voted Republican Donald Trump 2016 Female 60-69 years Less than College Education	I feel like Pete Buttigieg really stood out tonight and seemed really concerned out our country he also seemed more trustworthy than the others.

White College Women

Wordcloud Visualization

Valerye White College Women Unsure Republican 2018 vote Voted Other 2016 Female 18-29 years College Education	Not applicable
Susan White College Women Republican Donald Trump Republican 2018 vote Voted Republican Donald Trump 2016 Female 40-59 years College Education	Harris as she came off as the voice of reason.
Vera White College Women Unsure Republican 2018 vote Voted Republican Donald Trump 2016 Female 60-69 years College Education	Not applicable.
Angela White College Women The Democratic candidate Democratic 2018 vote Voted Democrat Hillary Clinton 2016 Female 40-59 years College Education	Not applicable = I did not see enough of the debates last night, so I am still in a fact finding phase.
Maria White College Women The Democratic candidate Democratic 2018 vote Voted Democrat Hillary Clinton 2016 Female 30-39 years College Education	Kamala Harris, I like her way of speaking and the naturalness with which she expresses her opinions and has conviction in her words
Elizabeth White College Women The Democratic candidate Democratic 2018 vote Voted Democrat Hillary Clinton 2016 Female 60-69 years College Education	Kamala Harris. She was thoughtful, articulate, passionate, well-informed, and kept her cool in a confrontation with Joe Biden.
Susanne White College Women Republican Donald Trump Republican 2018 vote Voted Republican Donald Trump 2016 Female 60-69 years College Education	not really
Jenn White College Women The Democratic candidate Democratic 2018 vote Voted Democrat Hillary Clinton 2016 Female 40-59 years College Education	Kamala Harris and Pete Buttigieg. I honestly didn't know much about any of the candidates going into the debate tonight and I felt that these two candidates did the best at representing their position while still showing respect to the other candidates and the other party.
Carol_3 White College Women The Democratic candidate Democratic 2018 vote Voted Democrat Hillary Clinton 2016 Female 60-69 years College Education	Kristen Gillibrand spoke better than I thought she would. She spoke of preserving Roe v. Wade and helping women preserve their reproductive rights. She also spoke of helping girls work to achieve more in society.
Rebecca White College Women Republican Donald Trump Republican 2018 vote Voted Republican Donald Trump 2016 Female 40-59 years College Education	Harris earned my trust tonight. I found her to be well spoken, and I could see she was used to dealing with difficult problems and people. I felt she could be diplomatic and stand for the USA when needed in foreign policy. I respected that she is an attorney.
Jen White College Women The Democratic candidate Democratic 2018 vote Voted Republican Donald Trump 2016 Female 60-69 years College Education	Not really. It was interesting, but I need a lot more info than what I got just tonight. Some just skated the questions, so we did not get any answers about key things.... like how are you actually going to pay for this and how will it impact us really.

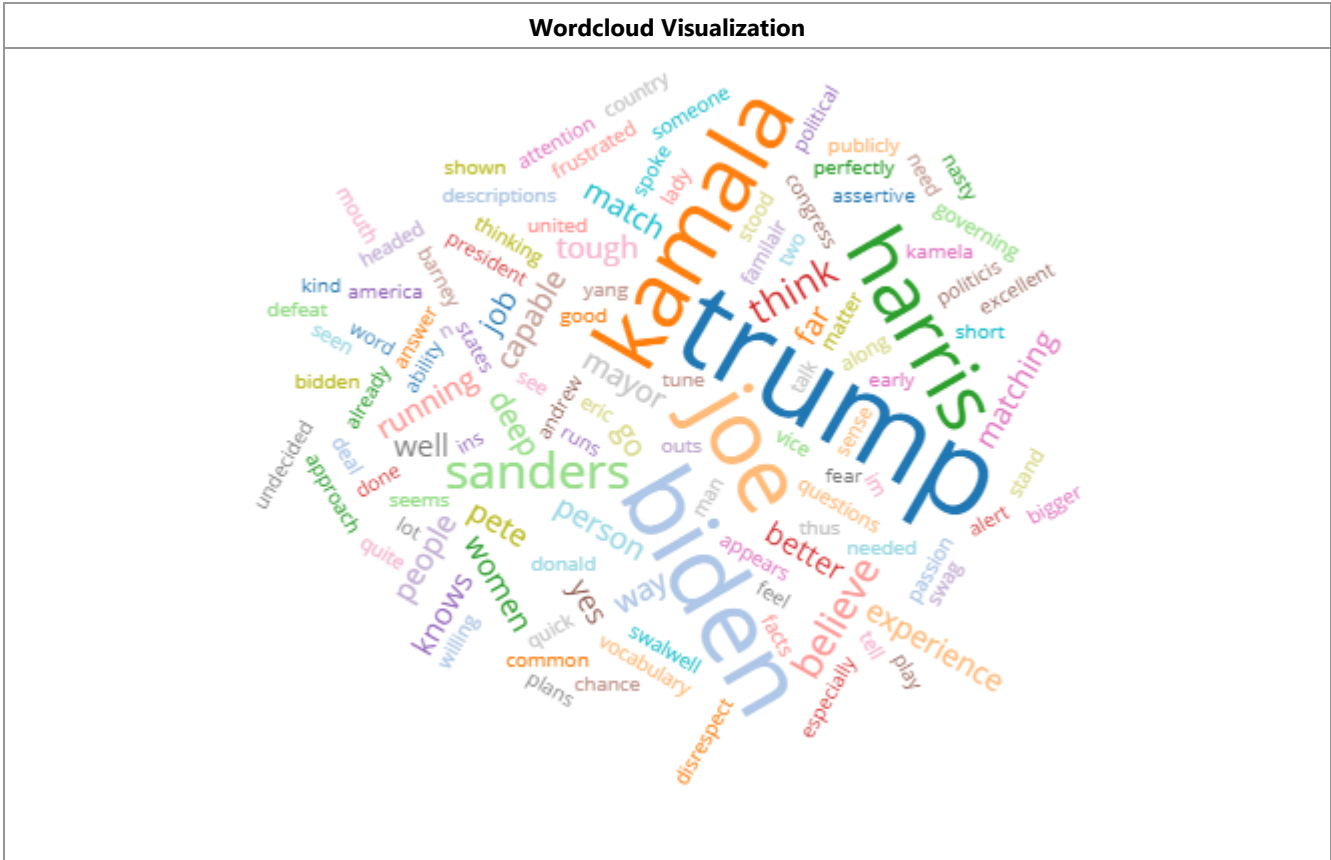
Karen_6 White College Women The Democratic candidate Democratic 2018 vote Voted Democrat Hillary Clinton 2016 Female 40-59 years College Education	Mayor Pete and Kamala earned my trust because they get it.
Judi White College Women The Democratic candidate Democratic 2018 vote Voted Democrat Hillary Clinton 2016 Female 60-69 years College Education	Swalwell and Bennet earned my trust and before I knew almost nothing about them.
Val White College Women Other Republican 2018 vote Did not vote 2016 Female 40-59 years College Education	Not applicable
Cecilia White College Women The Democratic candidate Democratic 2018 vote Voted Other 2016 Female 60-69 years College Education	Kirsten and Marianne both impressed me with their insights to the problems. They are intuitive and I respond to that.
Jayne White College Women The Democratic candidate Democratic 2018 vote Voted Democrat Hillary Clinton 2016 Female 60-69 years College Education	Joe Biden is real he will clean up this mess from Trump, John Hickenlooper is brilliant and realistic with a science background. Mayor Pete will calm people not sure he has all the answers but he is calming because so many Americans have been hurt with Trump's lack of abilities to be a President for all.
Lynda White College Women Republican Donald Trump Republican 2018 vote Voted Republican Donald Trump 2016 Female 40-59 years College Education	Lol. No! Other than Tulsi, liberals are insane.
Kathy White College Women Republican Donald Trump Republican 2018 vote Voted Libertarian Gary Johnson 2016 Female 60-69 years College Education	Not Applicable.
Karen_5 White College Women The Democratic candidate Democratic 2018 vote Voted Democrat Hillary Clinton 2016 Female 40-59 years College Education	Although I know I'm going to vote in the 2020 election and I think I know for whom, I'm still "tasting the flavors." I need a little more input as the process continues to determine where my trust should be placed.
Laura White College Women The Democratic candidate Democratic 2018 vote Voted Democrat Hillary Clinton 2016 Female 40-59 years College Education	Joe Biden has always earned my trust because he is such a sweet man and has the knowledge and experience. he has been through tragedy two times with the death of his wife and daughter and then recently the death of his son. He can relate to issues such as health care. equality, gun violence. he is a man of God but does not flaunt it like the republicans do with their evangelism.
Jeanie White College Women Unsure Democratic 2018 vote Voted Other 2016 Female 60-69 years College Education	no really - I think there are several I might trust but need to hear more
Tracey White College Women Other Republican 2018 vote Voted Republican Donald Trump 2016 Female 40-59 years College Education	Pete Buttigieg. He seems like a stand up sort of person.

Bob White Working Class Men Republican Donald Trump Republican 2018 vote Voted Republican Donald Trump 2016 Male 60-69 years Less than College Education	Not applicable
Paul_2 White Working Class Men The Democratic candidate Democratic 2018 vote Voted Democrat Hillary Clinton 2016 Male 40-59 years Less than College Education	Pete
Drexy White Working Class Men The Democratic candidate Democratic 2018 vote Voted Republican Donald Trump 2016 Male 40-59 years Less than College Education	Biden reinforced my thinking in that he held up well. I think that he did himself well tonight. Pete also did very well.
Joseph White Working Class Men Republican Donald Trump Republican 2018 vote Voted Republican Donald Trump 2016 Male 40-59 years Less than College Education	no, they were too busy bashing trump. They did not speak more to the issues.
Greg_2 White Working Class Men Other Democratic 2018 vote Did not vote 2016 Male 60-69 years Less than College Education	not applicable
Mark_2 White Working Class Men Unsure Democratic 2018 vote Voted Republican Donald Trump 2016 Male 40-59 years Less than College Education	Joe, Pete and Ms. Harris, seemed to be the best of the bunch.
Tim_2 White Working Class Men The Democratic candidate Republican 2018 vote Voted Republican Donald Trump 2016 Male 30-39 years Less than College Education	Bernie Sanders did. He seems like he would make a great leader.
Dale White Working Class Men The Democratic candidate Democratic 2018 vote Voted Democrat Hillary Clinton 2016 Male 60-69 years Less than College Education	Joe Biden, I thought he made clear where he stood.
Bruce White Working Class Men The Democratic candidate Democratic 2018 vote Voted Democrat Hillary Clinton 2016 Male 40-59 years Less than College Education	No not really.
Thomas White Working Class Men Republican Donald Trump Republican 2018 vote Voted Republican Donald Trump 2016 Male 40-59 years Less than College Education	Not anyone earned my trust the topics they discussed were very anti Trump and offered no real improvements in their way of thinking.
Jude White Working Class Men Republican Donald Trump Republican 2018 vote Voted Republican Donald Trump 2016 Male Less than College Education	not applicable

Robert White Working Class Men Republican Donald Trump Republican 2018 vote Voted Republican Donald Trump 2016 Male 60-69 years Less than College Education	not applicable
Richard White Working Class Men The Democratic candidate Democratic 2018 vote Voted Republican Donald Trump 2016 Male 30-39 years Less than College Education	no, I generally don't trust anyone. politicians even less.
Paul White Working Class Men The Democratic candidate Democratic 2018 vote Voted Democrat Hillary Clinton 2016 Male 60-69 years Less than College Education	Mayor Pete and Senator Harris both gained my trust by their way of coming across as sincere with their answers.
Paul_3 White Working Class Men Republican Donald Trump Republican 2018 vote Voted Republican Donald Trump 2016 Male 60-69 years Less than College Education	Not really! all they do is talk and they do not do the walk for me!
Sean White Working Class Men The Democratic candidate Democratic 2018 vote Voted Democrat Hillary Clinton 2016 Male 40-59 years Less than College Education	Paul Buttigieg
Britt White Working Class Men Republican Donald Trump Did not vote 2018 Voted Republican Donald Trump 2016 Male 40-59 years Less than College Education	Buttigieg (Pete) earned my trust because he readily admitted his mayoral administration hasn't been able to "fix" their city. Our government should NEVER be held responsible for the people's behavior. It's up to each "family" to keep their kids in check as they mature. Failure to do so, and this is where we are now as a country.

(Q30. POST MATCH TRUMP OE) Did anyone tonight strike you as capable of matching up well against Trump? Please explain who and why you believe they will match up well against Trump in 2-3 sentences. If you do not believe any of the candidates are capable of matching up well against Trump, please explain why.

African Americans



	Auto-Sentiment Rating = 51
Greg African Americans Republican Donald Trump Republican 2018 vote Voted Republican Donald Trump 2016 Male 30-39 years Less than College Education	No
Donell African Americans The Democratic candidate Democratic 2018 vote Voted Democrat Hillary Clinton 2016 Male 40-59 years College Education	Kamala Harris, Because she knows the ins and outs of congress. And she's in tune of the people. And for the people.
Tasha African Americans The Democratic candidate Democratic 2018 vote Voted Democrat Hillary Clinton 2016 Female 30-39 years Less than College Education	YES KAMELA AND Joe BIDEN
Jamaal African Americans The Democratic candidate Democratic 2018 vote Voted Democrat Hillary Clinton 2016 Male 40-59 years College Education	Kamala Harris did. I can see that she does not fear Trump or any man for that matter.

Danny African Americans The Democratic candidate Democratic 2018 vote Voted Democrat Hillary Clinton 2016 Male 40-59 years College Education	BIDEN SANDERS AND HARRIS
Carol_2 African Americans The Democratic candidate Democratic 2018 vote Voted Democrat Hillary Clinton 2016 Female 40-59 years College Education	I think Kamala Harris and Eric Swalwell are both capable of matching up against Donald Trump. They both are assertive and willing to answer the tough questions.
Daphne African Americans The Democratic candidate Democratic 2018 vote Voted Democrat Hillary Clinton 2016 Female 40-59 years College Education	Joe Biden. He has already been the Vice-President of The United States and he is well familiar with politics.
Marilyn African Americans The Democratic candidate Democratic 2018 vote Voted Democrat Hillary Clinton 2016 Female 60-69 years Less than College Education	Yes Joe Biden and Barney Sanders or Kamala
John_2 African Americans The Democratic candidate Democratic 2018 vote Voted Democrat Hillary Clinton 2016 Male 60-69 years Less than College Education	Mayor Pete appears to be quite capable of matching well with Trump. Feel Mayor Pete is quick thinking and doesn't go along with short, two word descriptions. Has a very good vocabulary.
Sheila African Americans The Democratic candidate Democratic 2018 vote Voted Democrat Hillary Clinton 2016 Female 60-69 years Less than College Education	Kamala Harris.
TiNing African Americans The Democratic candidate Did not vote 2018 Did not vote 2016 Female 40-59 years Less than College Education	Kamala Harris will match up perfectly against Trump because she seems to be tough and a person who will get the job done because she is frustrated by the way America headed.
Mark African Americans Republican Donald Trump Republican 2018 vote Voted Republican Donald Trump 2016 Male 40-59 years College Education	Joe Biden and Andrew yang
Bob_2 African Americans The Democratic candidate Democratic 2018 vote Voted Democrat Hillary Clinton 2016 Male 40-59 years Less than College Education	TOO EARLY TO TELL SO FAR JUST A LOT OF TALK
Gail African Americans The Democratic candidate Democratic 2018 vote Voted Democrat Hillary Clinton 2016 Female 60-69 years Less than College Education	Joe Bidden he stood up and spoke up when needed
Sheila_2 African Americans The Democratic candidate Democratic 2018 vote Voted Democrat Hillary Clinton 2016 Female 40-59 years Less than College Education	if they can do the job get trump out

Joe_2 African Americans The Democratic candidate Democratic 2018 vote Voted Democrat Hillary Clinton 2016 Male 40-59 years College Education	NOT APPLICABLE
Vicki African Americans Unsure Democratic 2018 vote Voted Democrat Hillary Clinton 2016 Female 30-39 years College Education	I believe that Joe and Kamala both have the ability to match Trump because of their passion, experience and common sense approach in governing, Kamala is very alert and knows her facts while Joe has the experience and political swag to down play Trump's need for attention.
Jeanine African Americans The Democratic candidate Democratic 2018 vote Voted Democrat Hillary Clinton 2016 Female 40-59 years Less than College Education	I'm undecided thus far
Derrick African Americans The Democratic candidate Democratic 2018 vote Voted Democrat Hillary Clinton 2016 Male 40-59 years College Education	Biden. Harris. Sanders
Marianna African Americans The Democratic candidate Did not vote 2018 Voted Democrat Hillary Clinton 2016 Female 60-69 years College Education	I think Biden and Sanders have shown they can stand up to someone like Trump. I believe they have seen this kind of person before and can deal with him. I believe his disrespect for women is so deep that women would publicly have to go deep into the nasty to defeat him.
Shelquita African Americans The Democratic candidate Democratic 2018 vote Voted Democrat Hillary Clinton 2016 Female 18-29 years Less than College Education	Joe Biden is way better than trump
Trina African Americans The Democratic candidate Democratic 2018 vote Voted Democrat Hillary Clinton 2016 Female 40-59 years Less than College Education	I think especially Biden or any lady that runs has a n excellent chance of running off trump with a bigger mouth than his. And they have better plans for running the country than trump.

Igor Latinos Unsure Did not vote 2018 Did not vote 2016 Male 40-59 years Less than College Education	I think it is too early to tell
George_2 Latinos The Democratic candidate Democratic 2018 vote Voted Democrat Hillary Clinton 2016 Male 40-59 years College Education	Joe Biden will not let him get away with calling him sleepy Joe- he will go after him in debates and on the campaign trail and be more presidential.
Harrison Latinos Unsure Democratic 2018 vote Did not vote 2016 Male 18-29 years Less than College Education	Not yet since what the country truly values is only so well revealed by polling and studies. Plus none of these people have a nigh-religious cult with them.
Robert_3 Latinos Republican Donald Trump Republican 2018 vote Voted Republican Donald Trump 2016 Male 40-59 years Less than College Education	they all would be better than him...mind is changing on him
Willie Latinos The Democratic candidate Democratic 2018 vote Voted Democrat Hillary Clinton 2016 Male 40-59 years Less than College Education	Kamala Harris. She is fiery and knows how to explain herself clearly.
Margo Latinos The Democratic candidate Democratic 2018 vote Voted Democrat Hillary Clinton 2016 Female 40-59 years Less than College Education	Yes, both Biden and Mayor Pete. They both are realistic and are attacking him and not their own party.
Jim Latinos The Democratic candidate Democratic 2018 vote Voted Democrat Hillary Clinton 2016 Male 60-69 years Less than College Education	I believe Bernie sanders could best stand up to trump because he tells it like it is
John Latinos Unsure Democratic 2018 vote Voted Republican Donald Trump 2016 Male 40-59 years College Education	Not really sure at this point. I feel like I need to see more campaign activity before I can make a judgment there, ok?
Joe Latinos Unsure Republican 2018 vote Voted Republican Donald Trump 2016 Male 40-59 years College Education	nobody can produce a record on government control, economic improvement, job creation like President Trump has done
Bill Latinos The Democratic candidate Democratic 2018 vote Voted Democrat Hillary Clinton 2016 Male 40-59 years Less than College Education	I think Harris and Gillibrand proved they are fighters
Stanley Latinos The Democratic candidate Did not vote 2018 Did not vote 2016 Male 40-59 years Less than College Education	Yes I think Joe Biden has a strong leadership and sensible quality that makes him a good candidate to win against Trump.
Laurel Latinos Unsure Republican 2018 vote Voted Republican Donald Trump 2016 Female 60-69 years College Education	I'm more concerned with them all getting their shift together and supporting each other! how can they hope to help Americans if they can't agree with each other?
Clara Latinos The Democratic candidate Democratic 2018 vote Voted Democrat Hillary Clinton 2016 Female 40-59 years Less than College Education	I believe that Saunders, Biden and Harris are the strongest contenders to face Trump. These candidates have very strong opinions and really seem to have an awareness on what is going on with our country.

Jim_2 White Millennials The Democratic candidate Democratic 2018 vote Voted Democrat Hillary Clinton 2016 Male 40-59 years Less than College Education	Biden
Dean White Millennials Republican Donald Trump Republican 2018 vote Voted Republican Donald Trump 2016 Male 30-39 years College Education	No one. All these candidates have negative records where Trump actually has results as shown in the direction of the country and how things have stabilized.
Ron White Millennials Republican Donald Trump Republican 2018 vote Voted Republican Donald Trump 2016 Male 60-69 years Less than College Education	nope
Kevin White Millennials Unsure Republican 2018 vote Voted Republican Donald Trump 2016 Male 60-69 years Less than College Education	Biden...he's got the clout and experience
bk White Millennials The Democratic candidate Democratic 2018 vote Voted Democrat Hillary Clinton 2016 Male 30-39 years College Education	Mayor Pete, Kamala Harris, and Joe Biden.
Andrew White Millennials The Democratic candidate Democratic 2018 vote Voted Democrat Hillary Clinton 2016 Male 30-39 years College Education	It's hard to say who will be best suited to beat Trump because he is such an idiot and threat to the democracy that it was crime that he was even elected in the first place. He got away with stealing the election worse than when the Supreme Court ruled in favor of George Bush. Trump should be impeached and he shouldn't be allowed to run. He should be in jail. That said, Kamala, Pete, Joe would be the best candidates to defeat Trump because they have the best resources and the best intelligence. They just can't win if the election is stolen again.
Rodney White Millennials Republican Donald Trump Republican 2018 vote Voted Republican Donald Trump 2016 Male 40-59 years Less than College Education	none Trump has a vision of returning America back to her values and you can't beat that.
Edmatts White Millennials The Democratic candidate Democratic 2018 vote Voted Democrat Hillary Clinton 2016 Male 40-59 years Less than College Education	I think Biden showed he has experience and told of how they had already did good things that Trump has tried to ruin.
joseph_2 White Millennials Republican Donald Trump Republican 2018 vote Voted Republican Donald Trump 2016 Male 30-39 years Less than College Education	I don't think any of these can stand against trump. I mean he has done a lot of things that he promised so far and I stand behind him because he hasn't lied. did some things he promise hasn't happen yet yes.. but he brought coal jobs back to west Virginia..
Steven White Millennials Republican Donald Trump Did not vote 2018 Did not vote 2016 Male 40-59 years Less than College Education	no I do not see anyone matching up to Donald trump
Scott White Millennials The Democratic candidate Democratic 2018 vote Voted Democrat Hillary Clinton 2016 Male 60-69 years Less than College Education	Any and all. It's a great time to pick a progressive as America is sick of Trump

	Auto-Sentiment Rating = 51
Holly White Unmarried Women Republican Donald Trump Republican 2018 vote Voted Republican Donald Trump 2016 Female 40-59 years College Education	No one can be compared to Donald Trump, they are so far off of what he is accomplishing and will accomplish
Christina White Unmarried Women Other Republican 2018 vote Voted Green Party Candidate Jill Stein 2016 Female 40-59 years College Education	I think Joe Biden can match up against Trump. I don't think any of the rest of the candidates can.
Sally White Unmarried Women The Democratic candidate Democratic 2018 vote Voted Democrat Hillary Clinton 2016 Female 60-69 years Less than College Education	Joe Biden because he has a wealth of experience... Joe Biden because he can defend himself...
julie_2 White Unmarried Women Republican Donald Trump Republican 2018 vote Voted Republican Donald Trump 2016 Female 60-69 years College Education	no one at all. trump has helped more people in this economy and also manufacturing.
Andrea White Unmarried Women The Democratic candidate Democratic 2018 vote Voted Democrat Hillary Clinton 2016 Female Less than College Education	Both Joe Biden and Bernie Sanders. I do like the way Bernie just says very straight forward what a liar Trump is
Bette White Unmarried Women The Democratic candidate Democratic 2018 vote Voted Republican Donald Trump 2016 Female 60-69 years College Education	Could go either way. Harris could surprise us all.
Patti White Unmarried Women The Democratic candidate Democratic 2018 vote Voted Democrat Hillary Clinton 2016 Female 60-69 years College Education	It's hard to know who would match up well against Trump, because he's crazy. The best of the candidates tonight would match up well with any typical candidate from the Republican party, but how to handle Trump and his crazy behavior - I'd love to be able to have a crystal ball and know who would handle him best.
Linda White Unmarried Women Unsure Democratic 2018 vote Voted Other 2016 Female 60-69 years College Education	Several of them would. They have the data and facts needed to strike at his greatest faults, especially his handling of the border crisis.
Pam White Unmarried Women Republican Donald Trump Republican 2018 vote Voted Republican Donald Trump 2016 Female 60-69 years College Education	I don't think any match up well against Trump because they do not have practical ideas and they don't have the energy.
Karen_4 White Unmarried Women The Democratic candidate Did not vote 2018 Voted Democrat Hillary Clinton 2016 Female 60-69 years College Education	Biden, because he recognizes what a corrupt person Trump is and Bernie, because he is clear headed and knows his plan.
Ann White Unmarried Women The Democratic candidate Did not vote 2018 Voted Republican Donald Trump 2016 Female 40-59 years College Education	So far, I'm not sure. I know Mr. Yang can't. Not sure about Bernie Sanders either.

Dana White Unmarried Women The Democratic candidate Democratic 2018 vote Voted Democrat Hillary Clinton 2016 Female 40-59 years College Education	I am still uncertain. I thought three did the best and feel they align with my values most, but they have to deal with gerrymandering and win over Trump Loyal areas. Fighting on my set of values is going to kick up a lot of dust. I will have to research each candidate and figure out which one will be able to push out the hatred.
Cathy White Unmarried Women Unsure Democratic 2018 vote Voted Republican Donald Trump 2016 Female 40-59 years College Education	Not really in tonight's group. I think Gillibrand may get the woman's vote or Kamala the black vote. People who voted for Obama will probably vote for Biden.
Julie_3 White Unmarried Women Unsure Democratic 2018 vote Voted Other 2016 Female 40-59 years College Education	I think it's too early to select one person who might take on the republican candidate...AND I think it's too early to assume Republicans will automatically select him as their candidate just because he's currently in office.
Molly White Unmarried Women The Democratic candidate Democratic 2018 vote Voted Democrat Hillary Clinton 2016 Female 40-59 years Less than College Education	Biden knows how to address the issues. Donald Trump usually avoids the hard questions.
Nancy White Unmarried Women Unsure Democratic 2018 vote Voted Democrat Hillary Clinton 2016 Female 40-59 years Less than College Education	I believe Joe Biden with his past experience of Vice President would do well against Trump.
Gwengie White Unmarried Women Republican Donald Trump Republican 2018 vote Voted Republican Donald Trump 2016 Female Less than College Education	no
Jennifer White Unmarried Women Republican Donald Trump Republican 2018 vote Voted Republican Donald Trump 2016 Female Less than College Education	no. None of them said anything important. All they did was complain about trump
Laura_2 White Unmarried Women The Democratic candidate Democratic 2018 vote Voted Democrat Hillary Clinton 2016 Female 60-69 years College Education	Harris is tough enough and smart enough. I think she has good policy stances that will appeal to a lot of voters
Joanna White Unmarried Women Unsure Did not vote 2018 Did not vote 2016 Female 40-59 years College Education	Just those, whom I've mentioned earlier. Great speakers and personalities.

Wyleen White Working Class Women The Democratic candidate Democratic 2018 vote Voted Democrat Hillary Clinton 2016 Female 60-69 years Less than College Education	It could be a few of them Biden, Harris or Buttigieg could do it I think . time will tell .
Brenda White Working Class Women The Democratic candidate Democratic 2018 vote Voted Democrat Hillary Clinton 2016 Female 40-59 years Less than College Education	Joe Biden he has an established record of doing things in his career. I don't feel we are ready for a woman president yet.
Karen_2 White Working Class Women Republican Donald Trump Republican 2018 vote Voted Republican Donald Trump 2016 Female 60-69 years Less than College Education	I did not see anyone tonight who appeared to have the drive and/or stamina to match President Trump. They did not have his charisma or engaging personality They all seemed fake and presumptuous
Doreen White Working Class Women The Democratic candidate Democratic 2018 vote Voted Democrat Hillary Clinton 2016 Female 40-59 years Less than College Education	Forgot his name but the Asian man sorry no way can he. and this \$1000 idea not making sense to me and that is what he closed with as well. Biden and Harris and Gillibrand and Mayor Pete from this bunch
Debbie White Working Class Women Republican Donald Trump Republican 2018 vote Voted Other 2016 Female 60-69 years Less than College Education	I don't think anyone can match against Trump- because he bullies
Carol White Working Class Women Republican Donald Trump Republican 2018 vote Voted Republican Donald Trump 2016 Female 40-59 years Less than College Education	No. These candidates have lost touch with what is actually going on in this world. Trump is all about making American great again. His number one priority is the people. Our economy is better than it has been in decades. No thanks to the Democrats.
Fernando White Working Class Women Republican Donald Trump Democratic 2018 vote Voted Democrat Hillary Clinton 2016 Female College Education	Joe Biden has the edge, Experience counts.
Barbara White Working Class Women Republican Donald Trump Republican 2018 vote Voted Republican Donald Trump 2016 Female 60-69 years Less than College Education	I think Trump will give them all a run for their money. I would say Kamala Harris. Biden wasn't even there tonight....
Pamela White Working Class Women The Democratic candidate Did not vote 2018 Voted Republican Donald Trump 2016 Female 40-59 years Less than College Education	I think anyone of them has a chance of matching up to Trump. Everything they said was true and they are not afraid of him.
Melanie White Working Class Women Unsure Republican 2018 vote Voted Democrat Hillary Clinton 2016 Female 60-69 years Less than College Education	I honestly felt Harris could balance against Trump. I think she could hold her own pitted against his nasty, negative banter.
Deborah White Working Class Women Republican Donald Trump Republican 2018 vote Voted Republican Donald Trump 2016 Female 60-69 years Less than College Education	NO. Some ideas were ok, in theory, but in the long run, they don't think about the repercussions of what would happen if they get their way.

karen_3 White Working Class Women Republican Donald Trump Republican 2018 vote Voted Republican Donald Trump 2016 Female 40-59 years Less than College Education	Absolutely not. Economy is good, our mutual funds, ira's are doing wonderful. Never made a dime under Obama.
Leisha White Working Class Women Republican Donald Trump Republican 2018 vote Voted Republican Donald Trump 2016 Female 40-59 years Less than College Education	Not in the least.
Kathy_2 White Working Class Women Unsure Democratic 2018 vote Voted Democrat Hillary Clinton 2016 Female 60-69 years Less than College Education	Trump will be hard to beat when the democrats have such a large pool of candidates. He can find issues with each candidate and simply say the democrats as he mixes them all together. He will dig up whatever dirt he can find and will most likely not run a clean campaign.
Gunta White Working Class Women The Democratic candidate Democratic 2018 vote Voted Republican Donald Trump 2016 Female 60-69 years Less than College Education	After the continued talking over each other and the bantering back and forth. At this point of watching for tonight no I don't think any of them could debate against Mr. Trump yet.
Latishia White Working Class Women The Democratic candidate Democratic 2018 vote Voted Green Party Candidate Jill Stein 2016 Female 30-39 years Less than College Education	Still too early to tell.
Susan_2 White Working Class Women The Democratic candidate Democratic 2018 vote Voted Democrat Hillary Clinton 2016 Female 60-69 years Less than College Education	Joe Biden and Kamala Harris. both are for the people of the USA.
Suzy White Working Class Women The Democratic candidate Democratic 2018 vote Voted Democrat Hillary Clinton 2016 Female 60-69 years Less than College Education	Ms. Harris. Her ideas are believable and she comes across as a very strong candidate who can hold her own. She knows what this country needs.
Phyllis White Working Class Women Republican Donald Trump Republican 2018 vote Voted Republican Donald Trump 2016 Female 60-69 years Less than College Education	I feel like only Bernie and Sanders have a chance against Trump, because they are known.
Kimberly White Working Class Women Republican Donald Trump Republican 2018 vote Voted Republican Donald Trump 2016 Female 60-69 years Less than College Education	no not a one. And if the democrats would stop fighting with trump he could do a lot more and get policies out of there. They don't like trump because he tells it like it is. and he doesn't lie. he is up front with anyone. He does not talk behind your back.

White College Women

Wordcloud Visualization

Valerye White College Women Unsure Republican 2018 vote Voted Other 2016 Female 18-29 years College Education	Kamala Harris seemed to match up well. She would be able to debate him well
Susan White College Women Republican Donald Trump Republican 2018 vote Voted Republican Donald Trump 2016 Female 40-59 years College Education	Maybe Biden, but Trump will eat them all up and spit them all out. They are not a match for him.
Vera White College Women Unsure Republican 2018 vote Voted Republican Donald Trump 2016 Female 60-69 years College Education	Joe Biden has the best chance just because of name recognition, composure, poise, and knowing the topics well from experience.
Angela White College Women The Democratic candidate Democratic 2018 vote Voted Democrat Hillary Clinton 2016 Female 40-59 years College Education	Kamala Harris, Bernie Sanders - both showed poised and integrity in their beliefs, and have a clear idea of how to move our nation forward.
Elizabeth White College Women The Democratic candidate Democratic 2018 vote Voted Democrat Hillary Clinton 2016 Female 60-69 years College Education	Kamala Harris. She is cool, composed, and would not put up with any nonsense from Trump. She can outthink him and outtalk him.
Maria White College Women The Democratic candidate Democratic 2018 vote Voted Democrat Hillary Clinton 2016 Female 30-39 years College Education	Kamala Harris, I like her integrity and conviction she has a good sense of what needs to be done and she is strong
Jenn White College Women The Democratic candidate Democratic 2018 vote Voted Democrat Hillary Clinton 2016 Female 40-59 years College Education	Kamala Harris because she is well-spoken and will not get distracted by the mental games Trump likes to play with his opponents.
Susanne White College Women Republican Donald Trump Republican 2018 vote Voted Republican Donald Trump 2016 Female 60-69 years College Education	I suppose that Kamala Harris has the intelligence, tenacity and "moxie" to wage a fight better than most of the others. She seems to have some understanding of the problems of most Americans and might be one of the few who could wage a true competitive battle.
Karen_6 White College Women The Democratic candidate Democratic 2018 vote Voted Democrat Hillary Clinton 2016 Female 40-59 years College Education	So many are qualified to beat Trump but the only one who can beat him is Biden. It should be a Biden/Harris ticket.
Rebecca White College Women Republican Donald Trump Republican 2018 vote Voted Republican Donald Trump 2016 Female 40-59 years College Education	I think Harris would be a good candidate for the Democrats. She presents herself with intelligence. She is well spoken and could think well on her feet. I would expect her to have a good team of advisors around her.
Jen White College Women The Democratic candidate Democratic 2018 vote Voted Republican Donald Trump 2016 Female 60-69 years College Education	Biden is about the only one that could hold his own. But it is about issues.. if they are running and saying we need to beat Trump.. need more than that. They need to be careful. Lots of the college age kids love him.... why? do not know. Need to push issues

Judi White College Women The Democratic candidate Democratic 2018 vote Voted Democrat Hillary Clinton 2016 Female 60-69 years College Education	Not sure yet if any would match well against Trump except potentially Kamala Harris because she directly strikes out at issues and would not back down from Trump. I think Trump could look very petty going after her.
Carol_3 White College Women The Democratic candidate Democratic 2018 vote Voted Democrat Hillary Clinton 2016 Female 60-69 years College Education	I think Trump would be afraid of Kamala Harris who is a strong women just like Trump is afraid of Nancy Pelosi. I think Ms. Harris would run roughshod over Donald Trump. She is a skilled prosecutor and showed her prowess against Brent Kavanaugh and the Attorney General when they testified before the Senate.
Val White College Women Other Republican 2018 vote Did not vote 2016 Female 40-59 years College Education	Ms. Harris. She is bright, has already proven she will stand up for what she believes in as attorney general for the State of California. She does not back down from her principles or what she believes in and would not be intimidated by Donald Trump. I would love to see how she responds to him.
Jayne White College Women The Democratic candidate Democratic 2018 vote Voted Democrat Hillary Clinton 2016 Female 60-69 years College Education	Biden as the leader with a team approach of fixing up and calming Americans and the world again. It takes hand holding, calmness and common sense. All Democrats have to UNITE and stop bickering and start doing! I want Biden, Hickenlooper and Mayor Pete to unite together and get to work now to fix the problems worldwide that Trump has boogled so badly!
Cecilia White College Women The Democratic candidate Democratic 2018 vote Voted Other 2016 Female 60-69 years College Education	Biden may be the only one to hold up in that battle. Trump is going to try to scare everyone saying that Democrats want to support abortion up to the day of birth, and Biden will be the only one to be able to keep calm in that storm.
Lynda White College Women Republican Donald Trump Republican 2018 vote Voted Republican Donald Trump 2016 Female 40-59 years College Education	If the election were held today, Trump would crush them. Democrats have moved too far left. They are out of touch and peddling socialist solutions to a wide range of issues. They will lose
Kathy White College Women Republican Donald Trump Republican 2018 vote Voted Libertarian Gary Johnson 2016 Female 60-69 years College Education	Probably Biden. He's not as liberal as the rest. Also has more positive name popularity than the rest. ...grading on a curve.
Laura White College Women The Democratic candidate Democratic 2018 vote Voted Democrat Hillary Clinton 2016 Female 40-59 years College Education	I think Joe Biden has a great chance because he is so popular, has the experience and will change everything that Trump signed on back and make thing right again for America
Jeanie White College Women Unsure Democratic 2018 vote Voted Other 2016 Female 60-69 years College Education	not sure right now
Karen_5 White College Women The Democratic candidate Democratic 2018 vote Voted Democrat Hillary Clinton 2016 Female 40-59 years College Education	I think Harris and Biden would be able to stand toe-to-toe with Trump. Their positions on most issues coincide with mine and, on the face of things, their integrity would overwhelm Trump.
Tracey White College Women Other Republican 2018 vote Voted Republican Donald Trump 2016 Female 40-59 years College Education	Pete Buttigieg. He is likable and doesn't seem to run on the "hand out" platform. If we are going to have a winning person, I believe they need to be more middle of the road.

Bob White Working Class Men Republican Donald Trump Republican 2018 vote Voted Republican Donald Trump 2016 Male 60-69 years Less than College Education	Trump will smoke all of them
Brian White Working Class Men Republican Donald Trump Republican 2018 vote Voted Republican Donald Trump 2016 Male 40-59 years Less than College Education	Bernie Sanders and Joe Biden both have very good ideas
Drexy White Working Class Men The Democratic candidate Democratic 2018 vote Voted Republican Donald Trump 2016 Male 40-59 years Less than College Education	Biden and Pete would make a great pair and they would stack up against Trump very well. Biden and Pete would appeal to the working man and middle America.
Tim_2 White Working Class Men The Democratic candidate Republican 2018 vote Voted Republican Donald Trump 2016 Male 30-39 years Less than College Education	Bernie Sanders could. I would vote for him.
Joseph White Working Class Men Republican Donald Trump Republican 2018 vote Voted Republican Donald Trump 2016 Male 40-59 years Less than College Education	no one as they were more concerned with bashing each other and Trump than what effects the American people.
Mark_2 White Working Class Men Unsure Democratic 2018 vote Voted Republican Donald Trump 2016 Male 40-59 years Less than College Education	No, because none have yet to build a consensus or following among the population, nothing striking, as " I will do this"
Greg_2 White Working Class Men Other Democratic 2018 vote Did not vote 2016 Male 60-69 years Less than College Education	I have already decided to vote against trump - gave him every benefit when took office, and he has disappointed worse than I thought possible. Feel almost anyone would do better.
Thomas White Working Class Men Republican Donald Trump Republican 2018 vote Voted Republican Donald Trump 2016 Male 40-59 years Less than College Education	Not one candidate tonight is a good match for Donald Trump.
Dale White Working Class Men The Democratic candidate Democratic 2018 vote Voted Democrat Hillary Clinton 2016 Male 60-69 years Less than College Education	Biden, mainly because Trump is scared of him. He is also more of a moderate than most others.
Bruce White Working Class Men The Democratic candidate Democratic 2018 vote Voted Democrat Hillary Clinton 2016 Male 40-59 years Less than College Education	Bernie, Biden are both smart, have experience, will not back down, can take insults.
Richard White Working Class Men The Democratic candidate Democratic 2018 vote Voted Republican Donald Trump 2016 Male 30-39 years Less than College Education	Bernie, kamala and peter

Jude White Working Class Men Republican Donald Trump Republican 2018 vote Voted Republican Donald Trump 2016 Male Less than College Education	I do not believe any of them could match up against President Trump. They just said what people wanted to hear unlike Trump
Paul White Working Class Men The Democratic candidate Democratic 2018 vote Voted Democrat Hillary Clinton 2016 Male 60-69 years Less than College Education	Both Mayor Pete and Senator Harris both came across very well matched to take on trump. Both are very focused of what it take to go up against the trump circus.
Paul_3 White Working Class Men Republican Donald Trump Republican 2018 vote Voted Republican Donald Trump 2016 Male 60-69 years Less than College Education	Joe Biden would do well but he will still lose!
Robert White Working Class Men Republican Donald Trump Republican 2018 vote Voted Republican Donald Trump 2016 Male 60-69 years Less than College Education	No one matches up well and they all just want to attack him but just rehashed the old ideas that have caused the mess that we are in.
Sean White Working Class Men The Democratic candidate Democratic 2018 vote Voted Democrat Hillary Clinton 2016 Male 40-59 years Less than College Education	Joe Biden, He stood up straight, kept his voice under control, clearly detailed his plans. Previous experience was evident and I think the way Trump attacks his opponents in this case would be a mistake.
Britt White Working Class Men Republican Donald Trump Did not vote 2018 Voted Republican Donald Trump 2016 Male 40-59 years Less than College Education	Set your sights on "beating Donald Trump" and you lose sight of the country you are charged with well-being. The democrats must find their own Donald Trump and stop trying to cheat the U.S. out of a great leader! We haven't had a real one in decades, don't ruin what we have going already!

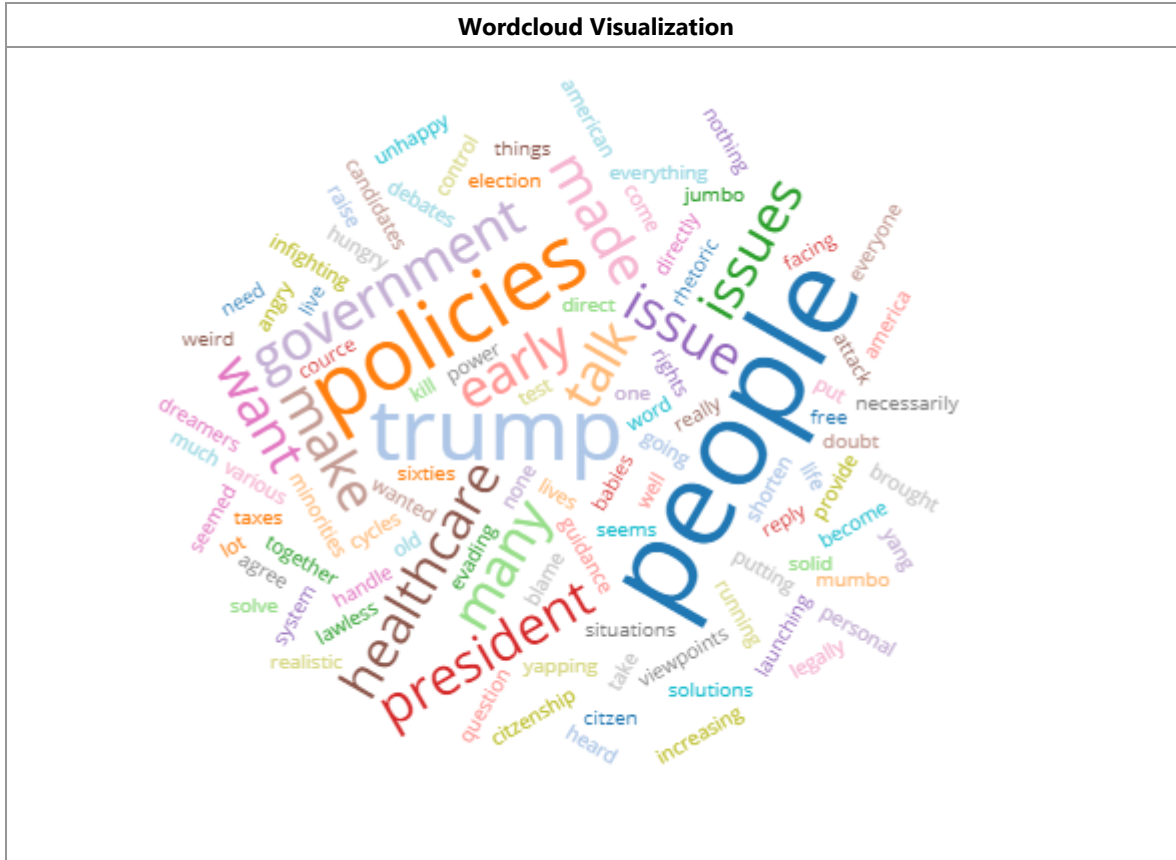
Jamaal African Americans The Democratic candidate Democratic 2018 vote Voted Democrat Hillary Clinton 2016 Male 40-59 years College Education	At one point there was a lot of bickering amongst the candidates. Harris then said the American people don't want a food fight they want food on their tables.
Danny African Americans The Democratic candidate Democratic 2018 vote Voted Democrat Hillary Clinton 2016 Male 40-59 years College Education	NOTHING I THINK A DEOCRAT WILL WIN THE WHITE HOUSE NEXT YR
Marilyn African Americans The Democratic candidate Democratic 2018 vote Voted Democrat Hillary Clinton 2016 Female 60-69 years Less than College Education	Not anything
Daphne African Americans The Democratic candidate Democratic 2018 vote Voted Democrat Hillary Clinton 2016 Female 40-59 years College Education	When they were stating about the tariff with China and they should be concern about Russia.
John_2 African Americans The Democratic candidate Democratic 2018 vote Voted Democrat Hillary Clinton 2016 Male 60-69 years Less than College Education	Ideas but nothing in place. Ideas but not plans. Need to have facts and actions to back up ideas.
Sheila African Americans The Democratic candidate Democratic 2018 vote Voted Democrat Hillary Clinton 2016 Female 60-69 years Less than College Education	Bernie Sanders, is one he danced around the issues the entire debate
TiNing African Americans The Democratic candidate Did not vote 2018 Did not vote 2016 Female 40-59 years Less than College Education	I didn't like how they were for abortion. They didn't seem to think that the unborn baby had any rights.
Mark African Americans Republican Donald Trump Republican 2018 vote Voted Republican Donald Trump 2016 Male 40-59 years College Education	they are very weak in the immigration department because they don't see the threat to this country.
Bob_2 African Americans The Democratic candidate Democratic 2018 vote Voted Democrat Hillary Clinton 2016 Male 40-59 years Less than College Education	TOO MANY QUESTIONS THAT I HAVE NO ANSWER FOR AT THIS TIME
Gail African Americans The Democratic candidate Democratic 2018 vote Voted Democrat Hillary Clinton 2016 Female 60-69 years Less than College Education	nothing everyone had good points
Sheila_2 African Americans The Democratic candidate Democratic 2018 vote Voted Democrat Hillary Clinton 2016 Female 40-59 years Less than College Education	I been the dem a long time they doing good job

Jeanine African Americans The Democratic candidate Democratic 2018 vote Voted Democrat Hillary Clinton 2016 Female 40-59 years Less than College Education	I'm not doubtful, just undecided
Vicki African Americans Unsure Democratic 2018 vote Voted Democrat Hillary Clinton 2016 Female 30-39 years College Education	A lack of game plan on how to defeat the current president. There were vague responses regarding this matter instead of solid approaches.
Joe_2 African Americans The Democratic candidate Democratic 2018 vote Voted Democrat Hillary Clinton 2016 Male 40-59 years College Education	NOT APPLICABLE
Derrick African Americans The Democratic candidate Democratic 2018 vote Voted Democrat Hillary Clinton 2016 Male 40-59 years College Education	Nothing at all. Our country needs a change, now to deceitful.
Marianna African Americans The Democratic candidate Did not vote 2018 Voted Democrat Hillary Clinton 2016 Female 60-69 years College Education	My only concern is when one is chosen that they stick together like the other party solid, to rid us of Donald Trump.
Shelquita African Americans The Democratic candidate Democratic 2018 vote Voted Democrat Hillary Clinton 2016 Female 18-29 years Less than College Education	they have good points

Philip Latinos Republican Donald Trump Republican 2018 vote Voted Republican Donald Trump 2016 Male 40-59 years Less than College Education	no borders, green new deal, climate change, Medicare for all etc.... Democrats are just a lost cause.
Harrison Latinos Unsure Democratic 2018 vote Did not vote 2016 Male 18-29 years Less than College Education	The lack of concrete proposals from some of the candidates made me deeply uncomfortable.
George_2 Latinos The Democratic candidate Democratic 2018 vote Voted Democrat Hillary Clinton 2016 Male 40-59 years College Education	throwing money around like drunk sailors - no discipline and thoughtfulness- Socialism will not get us elected.
Gloria Latinos The Democratic candidate Democratic 2018 vote Voted Democrat Hillary Clinton 2016 Female 40-59 years College Education	Most of them are whiny and annoying. I can't take a year of listening a whiny white person and a whiny orange child bitch at each other over the press.
Willie Latinos The Democratic candidate Democratic 2018 vote Voted Democrat Hillary Clinton 2016 Male 40-59 years Less than College Education	none
Margo Latinos The Democratic candidate Democratic 2018 vote Voted Democrat Hillary Clinton 2016 Female 40-59 years Less than College Education	They are attacking one another instead of telling us how they will do more and better for the country its reputation than Trump.
Bill Latinos The Democratic candidate Democratic 2018 vote Voted Democrat Hillary Clinton 2016 Male 40-59 years Less than College Education	I think Biden will be the nominee but I am worried he may be too old.
John Latinos Unsure Democratic 2018 vote Voted Republican Donald Trump 2016 Male 40-59 years College Education	Medicare for all and some confusion there and some disunity on economic policies in my opinion.
Jim Latinos The Democratic candidate Democratic 2018 vote Voted Democrat Hillary Clinton 2016 Male 60-69 years Less than College Education	I have no doubts about the democrats it is important that they showed respect for each other unlike the republicans in 2017
Joe Latinos Unsure Republican 2018 vote Voted Republican Donald Trump 2016 Male 40-59 years College Education	Too many BIG ideas that will cost the US too much money, and only benefit the free loaders and unmotivated
Laurel Latinos Unsure Republican 2018 vote Voted Republican Donald Trump 2016 Female 60-69 years College Education	just their incessant bickering about how to go about something they seemed to be in agreement on in the first place.
Stanley Latinos The Democratic candidate Did not vote 2018 Did not vote 2016 Male 40-59 years Less than College Education	I did not hear anything that made me doubtful about the Democrats. I hope people will be less doubtful about the Democrats, and stop believing the doubts being planted in their minds by Trump and FOX News.
Clara Latinos The Democratic candidate Democratic 2018 vote Voted Democrat Hillary Clinton 2016 Female 40-59 years Less than College Education	Fighting so strongly regarding universal healthcare, immigration and gun control reform are going to bring out the worst of the country to keep their corrupt president in office.

<p>George Latinos Unsure Democratic 2018 vote Voted Republican Donald Trump 2016 Male 40-59 years College Education</p>	<p>I do not believe that any of the candidates really understands the threat that illegal immigration is to our country and economy and social fabric.</p>
<p>Daniel Latinos Republican Donald Trump Did not vote 2018 Did not vote 2016 Male 40-59 years Less than College Education</p>	<p>Most of them believe global warming is a major issue, I believe it's a scam, hoax, a complete waste of time and money.</p>
<p>Frank Latinos The Democratic candidate Did not vote 2018 Did not vote 2016 Male 40-59 years Less than College Education</p>	<p>Not much, the debate was pretty cheap. Not well moderated at all.</p>

White Millennials



Auto-Sentiment Rating = 39	
Annette White Millennials The Democratic candidate Republican 2018 vote Voted Democrat Hillary Clinton 2016 Female 30-39 years Less than College Education	Some of their viewpoints are off-putting.
Mel White Millennials The Democratic candidate Democratic 2018 vote Voted Democrat Hillary Clinton 2016 Female 30-39 years College Education	infighting
Jim_2 White Millennials The Democratic candidate Democratic 2018 vote Voted Democrat Hillary Clinton 2016 Male 40-59 years Less than College Education	yapping
Ron White Millennials Republican Donald Trump Republican 2018 vote Voted Republican Donald Trump 2016 Male 60-69 years Less than College Education	every word
Dean White Millennials Republican Donald Trump Republican 2018 vote Voted Republican Donald Trump 2016 Male 30-39 years College Education	It is the same old rhetoric that has been going on since the sixties. Minorities this, lawless that and let's kill babies under the guidance of "RIGHTS". None of them really wanted to talk about issues directly and they all come off as power hungry angry people.

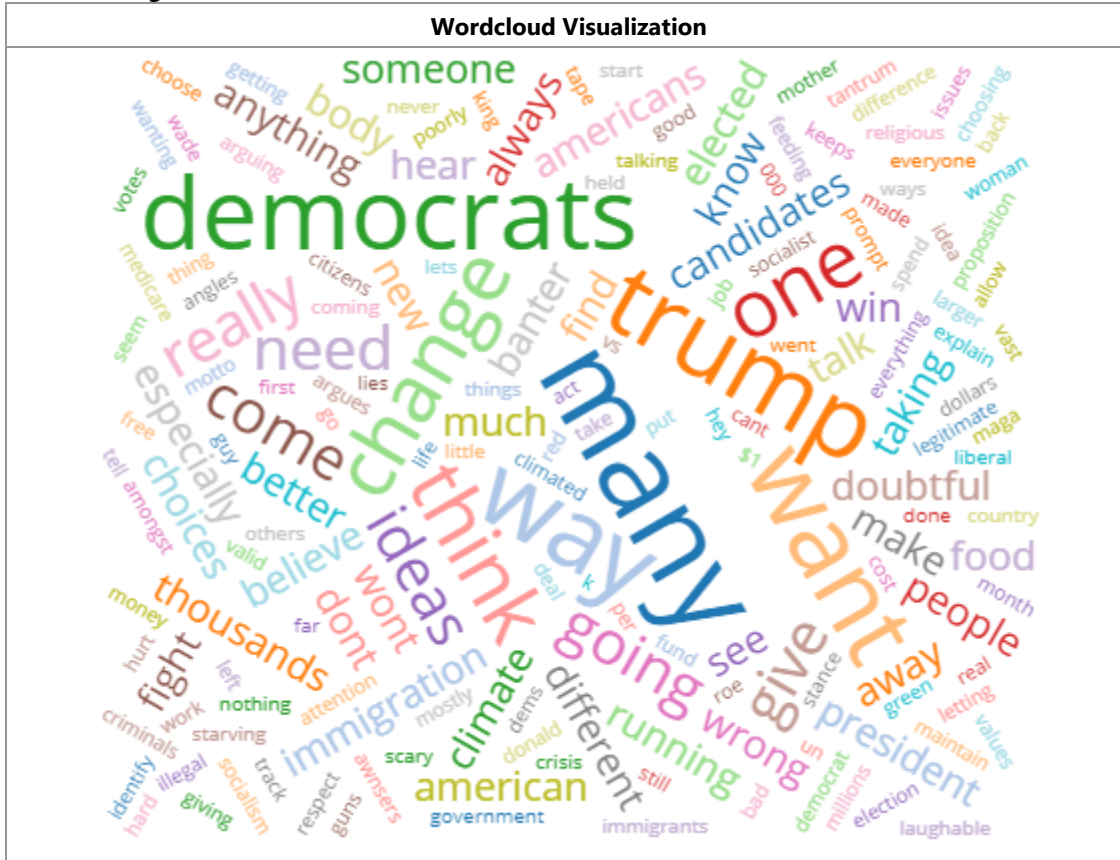
bk White Millennials The Democratic candidate Democratic 2018 vote Voted Democrat Hillary Clinton 2016 Male 30-39 years College Education	No
Andrew White Millennials The Democratic candidate Democratic 2018 vote Voted Democrat Hillary Clinton 2016 Male 30-39 years College Education	There are too many people running for president and it just seems too early to be having debates. Why so early? Why? We need to shorten election cycles.
Kevin White Millennials Unsure Republican 2018 vote Voted Republican Donald Trump 2016 Male 60-69 years Less than College Education	Evading a direct reply to a question by launching a personal attack on Trump...he's not the issue...the issue is how these candidates would handle various situations
Rodney White Millennials Republican Donald Trump Republican 2018 vote Voted Republican Donald Trump 2016 Male 40-59 years Less than College Education	they blame but don't provide realistic solutions . Everything is free or raise taxes . Get government OUT of our lives not more into it.
Edmatts White Millennials The Democratic candidate Democratic 2018 vote Voted Democrat Hillary Clinton 2016 Male 40-59 years Less than College Education	they could not get together with a solid course on healthcare
joseph_2 White Millennials Republican Donald Trump Republican 2018 vote Voted Republican Donald Trump 2016 Male 30-39 years Less than College Education	well the healthcare system is one of the things that make me doubt it and then you talk about the dreamers and people not in here legally. I agree with trump you want to be here, then take the citizenship test become American citizen if not get out
Steven White Millennials Republican Donald Trump Did not vote 2018 Did not vote 2016 Male 40-59 years Less than College Education	I heard a lot of mumbo jumbo. they all say they can solve all the issues facing America.
Scott White Millennials The Democratic candidate Democratic 2018 vote Voted Democrat Hillary Clinton 2016 Male 60-69 years Less than College Education	Nothing. I would like to make them all President.
Kelsey White Millennials Republican Donald Trump Did not vote 2018 Voted Other 2016 Female 18-29 years Less than College Education	Yang's policies were weird, everyone seemed to want to put Trump down for policies that weren't necessarily made by him, and there were so many policies brought up about increasing government control that it made me unhappy. I don't like other people having so much of a say about how I should live my life.

<p>julie_2 White Unmarried Women Republican Donald Trump Republican 2018 vote Voted Republican Donald Trump 2016 Female 60-69 years College Education</p>	<p>they speak to the mob and not to me. they focus on attacks and don't give the whole story</p>
<p>Patti White Unmarried Women The Democratic candidate Democratic 2018 vote Voted Democrat Hillary Clinton 2016 Female 60-69 years College Education</p>	<p>nothing</p>
<p>Linda White Unmarried Women Unsure Democratic 2018 vote Voted Other 2016 Female 60-69 years College Education</p>	<p>Biden is leading the pack, I have heard, and I was not all that impressed with him this evening. He seems more "Washington" than the rest.</p>
<p>Pam White Unmarried Women Republican Donald Trump Republican 2018 vote Voted Republican Donald Trump 2016 Female 60-69 years College Education</p>	<p>So many of their ideas are providing everything for free and that is not possible . We cannot afford their ideas.</p>
<p>Ann White Unmarried Women The Democratic candidate Did not vote 2018 Voted Republican Donald Trump 2016 Female 40-59 years College Education</p>	<p>I hate all the backstabbing and disrespectful stuff. The in-fighting was unattractive to me.</p>
<p>Cathy White Unmarried Women Unsure Democratic 2018 vote Voted Republican Donald Trump 2016 Female 40-59 years College Education</p>	<p>Grandiose equality plans that Obama couldn't accomplish in 8 years. We are a country divided and nothing will get done with both parties so divided and one controlling the House and one the Senate no matter who is president.</p>
<p>Dana White Unmarried Women The Democratic candidate Democratic 2018 vote Voted Democrat Hillary Clinton 2016 Female 40-59 years College Education</p>	<p>Nothing made me more doubtful of Democrats, I just know they are going up against the "Christians" who think their way is the right way. It will be a tough fight and it will have to be done right and in a way that will sway the opposition, too.</p>
<p>Karen_4 White Unmarried Women The Democratic candidate Did not vote 2018 Voted Democrat Hillary Clinton 2016 Female 60-69 years College Education</p>	<p>Working "with" big corps on climate change. Not realistic. Everyone needs to be included. The very fact that we "identify" people with different groups says that we are still a deeply prejudiced, divisive, and judgmental of the others' ideas.</p>
<p>Molly White Unmarried Women The Democratic candidate Democratic 2018 vote Voted Democrat Hillary Clinton 2016 Female 40-59 years Less than College Education</p>	<p>They have a broad field to choose from.</p>
<p>Julie_3 White Unmarried Women Unsure Democratic 2018 vote Voted Other 2016 Female 40-59 years College Education</p>	<p>Nothing specifically. I do NOT ever enjoy listening to one party bash or blame another party for the state of our country. It's quite obvious NOTHING gets done in Washington without both parties. So, the glory hoppers and finger pointers are always stronger when on the defensive. Few of these "issues" were "issues" when the Democrats were in office, just as it will be the next time the Republicans are in office.</p>
<p>Gwengie White Unmarried Women Republican Donald Trump Republican 2018 vote Voted Republican Donald Trump 2016 Female Less than College Education</p>	<p>they are sticking to their policy of free free free</p>

<p>Nancy White Unmarried Women Unsure Democratic 2018 vote Voted Democrat Hillary Clinton 2016 Female 40-59 years Less than College Education</p>	<p>Most of them were rude to the others when they 'tried' to talk over the others. I saw a lack of respect. If they could not show this respect with a fellow Democrat, they would make a lousy President because I believe a GOOD President should listen to the people.</p>
<p>Jennifer White Unmarried Women Republican Donald Trump Republican 2018 vote Voted Republican Donald Trump 2016 Female Less than College Education</p>	<p>nothing</p>
<p>Laura_2 White Unmarried Women The Democratic candidate Democratic 2018 vote Voted Democrat Hillary Clinton 2016 Female 60-69 years College Education</p>	<p>I'm concerned that there is too much disagreement on how to successfully provide health coverage to everyone. No one had a real answer about what to do about Mitch McConnell or the Supreme Court.</p>
<p>Joanna White Unmarried Women Unsure Did not vote 2018 Did not vote 2016 Female 40-59 years College Education</p>	<p>Too much emotional involvement.-Too much at stake to be patient. Too many candidates.</p>

White Working Class Women

Wordcloud Visualization



Auto-Sentiment Rating = 39

<p>Tammy White Working Class Women Republican Donald Trump Republican 2018 vote Voted Republican Donald Trump 2016 Female 40-59 years Less than College Education</p>	<p>I just don't like their ideas at all</p>
<p>LouAnn White Working Class Women Republican Donald Trump Did not vote 2018 Voted Republican Donald Trump 2016 Female 60-69 years Less than College Education</p>	<p>they argues amongst themselves, they are coming from different angles</p>
<p>dawn White Working Class Women Republican Donald Trump Republican 2018 vote Voted Republican Donald Trump 2016 Female 60-69 years Less than College Education</p>	<p>Banter - Banter mostly and they said way too much about how poorly Donald Trump was doing - hey - let's talk about how you can do better. Do not like that</p>
<p>Linda_2 White Working Class Women The Democratic candidate Did not vote 2018 Did not vote 2016 Female 60-69 years Less than College Education</p>	<p>Too much talk about climate change. There are other things that need more prompt attention</p>
<p>Wyleen White Working Class Women The Democratic candidate Democratic 2018 vote Voted Democrat Hillary Clinton 2016 Female 60-69 years Less than College Education</p>	<p>nothing , I believe one of these candidates could get the job done .</p>

<p>Laura_3 White Working Class Women Republican Donald Trump Did not vote 2018 Voted Republican Donald Trump 2016 Female 60-69 years Less than College Education</p>	<p>The answers to immigration. They want to let thousands and thousands come in , give them everything, before feeding our own citizens that are starving first.</p>
<p>Brenda White Working Class Women The Democratic candidate Democratic 2018 vote Voted Democrat Hillary Clinton 2016 Female 40-59 years Less than College Education</p>	<p>The arguing of each other and no respect for others talking</p>
<p>Karen_2 White Working Class Women Republican Donald Trump Republican 2018 vote Voted Republican Donald Trump 2016 Female 60-69 years Less than College Education</p>	<p>The Medicare for all, Green New Deal, and no legitimate way to fund it. They also went on and on about climate change and very little about the immigration crisis.</p>
<p>Doreen White Working Class Women The Democratic candidate Democratic 2018 vote Voted Democrat Hillary Clinton 2016 Female 40-59 years Less than College Education</p>	<p>Just that we have too many running and also I am Democrat always will be always have but can't go so far left and Socialist won't work and won't get win. if this keeps going this way I think bad for us.</p>
<p>Debbie White Working Class Women Republican Donald Trump Republican 2018 vote Voted Other 2016 Female 60-69 years Less than College Education</p>	<p>The Dems want to spend more and more money- but never really explain where it is going to come from. The want a larger government with more red tape</p>
<p>Fernando White Working Class Women Republican Donald Trump Democratic 2018 vote Voted Democrat Hillary Clinton 2016 Female College Education</p>	<p>Socialism is a scary proposition.</p>
<p>Barbara White Working Class Women Republican Donald Trump Republican 2018 vote Voted Republican Donald Trump 2016 Female 60-69 years Less than College Education</p>	<p>I didn't hear anything that made me more doubtful!!</p>
<p>Carol White Working Class Women Republican Donald Trump Republican 2018 vote Voted Republican Donald Trump 2016 Female 40-59 years Less than College Education</p>	<p>They think that by letting in the illegal immigrants is a good idea. They are wrong. They will cost Americans millions of dollars. There are ways to allow them to come to this country</p>
<p>Pamela White Working Class Women The Democratic candidate Did not vote 2018 Voted Republican Donald Trump 2016 Female 40-59 years Less than College Education</p>	<p>I didn't hear anything to make me more doubtful.</p>
<p>Leisha White Working Class Women Republican Donald Trump Republican 2018 vote Voted Republican Donald Trump 2016 Female 40-59 years Less than College Education</p>	<p>They are just too liberal for my values. I cannot identify with any of them.</p>

karen_3 White Working Class Women Republican Donald Trump Republican 2018 vote Voted Republican Donald Trump 2016 Female 40-59 years Less than College Education	Their wanting to give everyone free, especially the one giving each American \$1.000 per month!!! Really? It's laughable.
Melanie White Working Class Women Unsure Republican 2018 vote Voted Democrat Hillary Clinton 2016 Female 60-69 years Less than College Education	I really do not believe Roe vs. Wade should be a "religious" stance held by the Democrats. There is a vast difference between a woman choosing what she does with her body and taking a life -- she has many opportunities to make "body choices" before getting pregnant and many choices should she choose to maintain a pregnancy. Being an adoptive mother myself I know adoption is a valid, respectable choice.
Deborah White Working Class Women Republican Donald Trump Republican 2018 vote Voted Republican Donald Trump 2016 Female 60-69 years Less than College Education	The way they trashed the President, especially Bernie. Horrible! They're all still having a tantrum that Trump won the election. Take our guns away? Then only the criminals will have them! So many issues I can't relate here.
Kathy_2 White Working Class Women Unsure Democratic 2018 vote Voted Democrat Hillary Clinton 2016 Female 60-69 years Less than College Education	There are so many that it is hard to keep track of who said what. While most have the same general ideas they each have a slightly different approach that gets confusing when they all start debating.
Gunta White Working Class Women The Democratic candidate Democratic 2018 vote Voted Republican Donald Trump 2016 Female 60-69 years Less than College Education	I think that the Democrats need to find someone who has some new ideas. Democrats need a slogan. Trump got elected on MAGA. Trump has a following of people who think he can do no wrong and until you can find someone who can change their minds he will be elected again.
Latishia White Working Class Women The Democratic candidate Democratic 2018 vote Voted Green Party Candidate Jill Stein 2016 Female 30-39 years Less than College Education	The bickering back and forth. My favorite part was when K said Americans don't want to see a food fight they want to know how we're going to put food on the table. That one guy was annoying with the whole pass the torch motto.
Susan_2 White Working Class Women The Democratic candidate Democratic 2018 vote Voted Democrat Hillary Clinton 2016 Female 60-69 years Less than College Education	No doubt Democrats Have To Win. Or else we will have a King not a President!
Suzy White Working Class Women The Democratic candidate Democratic 2018 vote Voted Democrat Hillary Clinton 2016 Female 60-69 years Less than College Education	The only thing I see as a problem for the Democrats is there are just too many running in this primary, taking away votes from the better candidates.
Phyllis White Working Class Women Republican Donald Trump Republican 2018 vote Voted Republican Donald Trump 2016 Female 60-69 years Less than College Education	They only seem to be focused on Climate Change, and not making any real changes to the UN affordable care act. It appears that they will only be able to tackle one issue. Very disappointing.
Kimberly White Working Class Women Republican Donald Trump Republican 2018 vote Voted Republican Donald Trump 2016 Female 60-69 years Less than College Education	They tell a bunch of lies. like I said if they would give a chance but no they have to fight all the way. and hurt the American people. Trump is straight up . And they don't like that.

White College Women

Wordcloud Visualization

Valerye White College Women Unsure Republican 2018 vote Voted Other 2016 Female 18-29 years College Education	Their strong stance on late term abortions
Susan White College Women Republican Donald Trump Republican 2018 vote Voted Republican Donald Trump 2016 Female 40-59 years College Education	None of them can be respectful of each other. Interrupting and overspeaking was just plain rude.
Vera White College Women Unsure Republican 2018 vote Voted Republican Donald Trump 2016 Female 60-69 years College Education	The give-away programs are disconcerting. They will cost way too much money and people won't be happy with the much higher taxes.
Angela White College Women The Democratic candidate Democratic 2018 vote Voted Democrat Hillary Clinton 2016 Female 40-59 years College Education	Too many people with too many ideas that are closely related. After several are weeded out, the party should be more well defined.
Maria White College Women The Democratic candidate Democratic 2018 vote Voted Democrat Hillary Clinton 2016 Female 30-39 years College Education	nothing, it seems to me that the democrats are strong and convincing people
Elizabeth White College Women The Democratic candidate Democratic 2018 vote Voted Democrat Hillary Clinton 2016 Female 60-69 years College Education	Nothing, provided that the party can come together and unite behind a nominee wholeheartedly
Karen_6 White College Women The Democratic candidate Democratic 2018 vote Voted Democrat Hillary Clinton 2016 Female 40-59 years College Education	Not tough enough
Susanne White College Women Republican Donald Trump Republican 2018 vote Voted Republican Donald Trump 2016 Female 60-69 years College Education	As always, they have wonderful, lofty, philanthropic ideas but no idea how to implement them. They seem out of touch with a lot of middle Americans and offer no real solutions to our problems. All I heard was a lot of blustering and no real solutions.
Jen White College Women The Democratic candidate Democratic 2018 vote Voted Republican Donald Trump 2016 Female 60-69 years College Education	I was glad to hear that they did not just say beat trump///implied though.. stick to issues. I do not want more trump. He is scary.... like a dictator.
Judi White College Women The Democratic candidate Democratic 2018 vote Voted Democrat Hillary Clinton 2016 Female 60-69 years College Education	These are thinking and mostly articulate people. I just don't know if many in the electorate would listen beyond Trump's 3rd grade pronouncements that are immature and incoherent but sound good.
Carol_3 White College Women The Democratic candidate Democratic 2018 vote Voted Democrat Hillary Clinton 2016 Female 60-69 years College Education	Nothing makes me more doubtful about the Democrats. I think they are united in their goal of defeating Trump. Trump is the most corrupt President in the history of this country and needs to be defeated.

Jayne White College Women The Democratic candidate Democratic 2018 vote Voted Democrat Hillary Clinton 2016 Female 60-69 years College Education	internal fighting tonight instead of being united together as Democrats too much use of the word "I" why not we need to do this!
Rebecca White College Women Republican Donald Trump Republican 2018 vote Voted Republican Donald Trump 2016 Female 40-59 years College Education	Every item they discussed mentioned taxes and every program will cost money. They mentioned taxing the rich, but the rich (Bezos, Gates, Schultz, etc) also give lots of money to charitable organizations, as do their employees. I agree that taxes should be spread more evenly, but then you cannot allow states and cities to give tax breaks. I lived in the UK for 10 years and paid taxes there. I don't know how you are going to get Americans on board to pay over 30 or 40% of their wages toward taxes that they may never see the benefit of.
Jenn White College Women The Democratic candidate Democratic 2018 vote Voted Democrat Hillary Clinton 2016 Female 40-59 years College Education	A couple of the candidates who only had one sentence or one issue to stand on like "passing the torch" or "making America the best country for our children" or "a monthly stipend for all". A couple of the candidates who were obviously not prepared to debate ALL of the issues. I am also doubtful of the democratic party because there are so many candidates in the race at all. It's confusing for voters to separate them all. Honestly, if you find yourself saying things like, "I agree completely with Biden on this and I support him" then why are you even in the race? Just get out of the race and support the candidate you are touting for anyway. I am concerned with so many candidates the votes will be too split and we won't end up with the best candidate as the nominee.
Cecilia White College Women The Democratic candidate Democratic 2018 vote Voted Other 2016 Female 60-69 years College Education	Some ideas like giving all adults a thousand dollars a month are just nuts. The more they rant and rage about a woman's right to abortion, the more they will play into the hands of Trump's fear-mongering. They need to pull themselves more to the middle in order to heal this country.
Val White College Women Other Republican 2018 vote Did not vote 2016 Female 40-59 years College Education	I think they really do not realize how much crime has been committed by undocumented immigrants. Also, how many gangs have been started by undocumented immigrants. I do not think children should be separated from their parents and think that is horrible. Also, I disagree with funding higher education for everyone. The economic burden on this country would be too high. If someone chooses to have 3, 4, or 5, children they should be prepared to take care of them financially and not shift that on to other taxpayers.
Kathy White College Women Republican Donald Trump Republican 2018 vote Voted Libertarian Gary Johnson 2016 Female 60-69 years College Education	They are all sold on climate change and killing unborn and just born children. All just trying to buy votes through more government spending...giveaways
Karen_5 White College Women The Democratic candidate Democratic 2018 vote Voted Democrat Hillary Clinton 2016 Female 40-59 years College Education	I don't feel doubtful about the Democrats.
Jeanie White College Women Unsure Democratic 2018 vote Voted Other 2016 Female 60-69 years College Education	too many of them were rude and seemed to have their own agenda - I need to wait and see
Lynda White College Women Republican Donald Trump Republican 2018 vote Voted Republican Donald Trump 2016 Female 40-59 years College Education	Healthcare for illegal immigrants? Are they kidding? There are Americans sleeping in the streets without food , shelter and healthcare. We can't take care of our own. How are we going to take care of rest of the world? It is shameful how liberals ignore our growing homeless issue and struggling middle class just so they can recruit more voters through immigration.
Laura White College Women The Democratic candidate Democratic 2018 vote Voted Democrat Hillary Clinton 2016 Female 40-59 years College Education	They all had different opinions about health care. Medicare versus private insurance. having a choice. making it affordable for all. Prefer Universal across the board. Student debt. should just erase all student debt because so many including my daughter are struggling to keep up with payments and living a very simple life because they cannot afford anything else having to pay rent, transportation, food and then student loans. .

Tracey | White College Women | Other |
Republican 2018 vote | Voted Republican
Donald Trump 2016 | Female | 40-59 years
| College Education

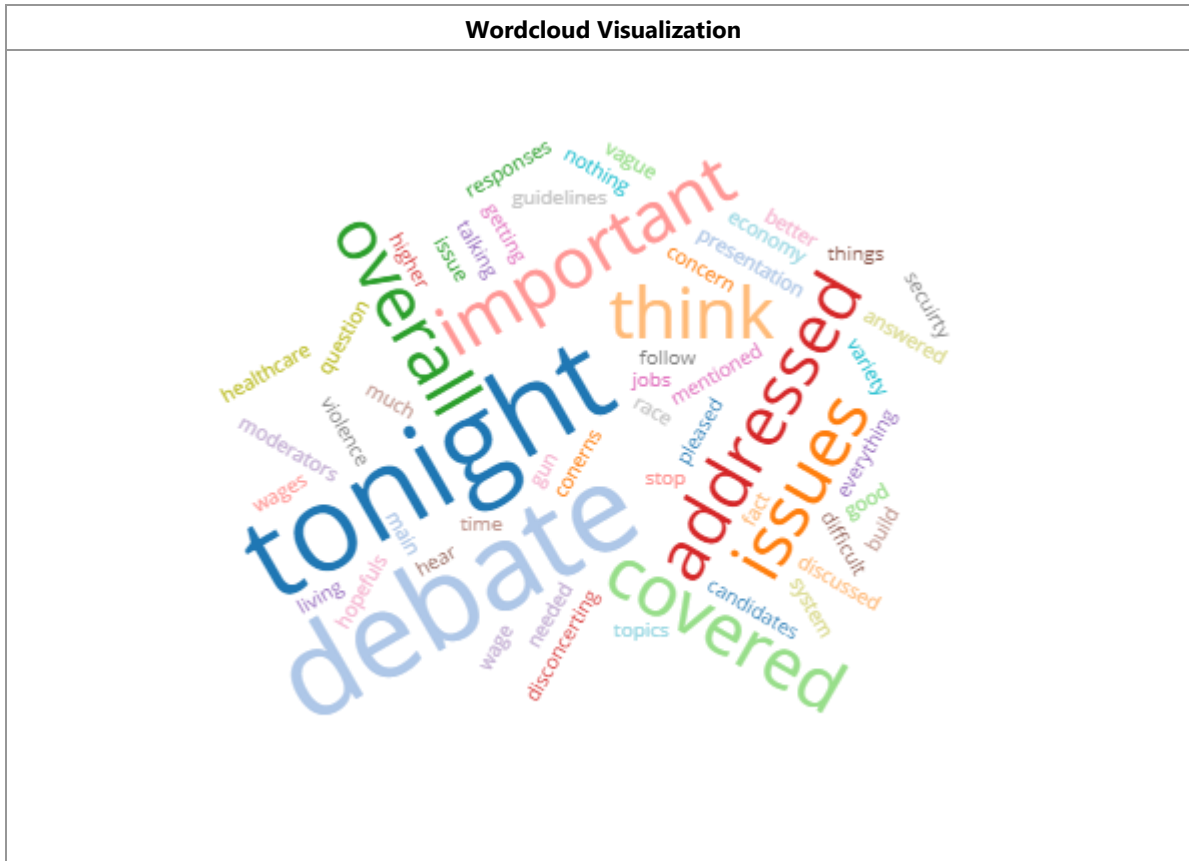
Giving out \$500 to \$1000 per month to everyone over 18 and paying for it with higher taxes.

Brian White Working Class Men Republican Donald Trump Republican 2018 vote Voted Republican Donald Trump 2016 Male 40-59 years Less than College Education	Just a bunch of ideas that never come to practice
Drexy White Working Class Men The Democratic candidate Democratic 2018 vote Voted Republican Donald Trump 2016 Male 40-59 years Less than College Education	Bernie and others want to give away everything for free. Free college, free insurance; free this and free that - come on this is America and you need to work
Tim_2 White Working Class Men The Democratic candidate Republican 2018 vote Voted Republican Donald Trump 2016 Male 30-39 years Less than College Education	Nothing in particular. I thought they did well.
Bob White Working Class Men Republican Donald Trump Republican 2018 vote Voted Republican Donald Trump 2016 Male 60-69 years Less than College Education	They don't have any policies except they hate Trump. They were trying to say that the economy is no good, and the unemployment number is the lowest it has been in over 40 years
Joseph White Working Class Men Republican Donald Trump Republican 2018 vote Voted Republican Donald Trump 2016 Male 40-59 years Less than College Education	they all talked about making everything free. They never came up with a real plan to make things better
Mark_2 White Working Class Men Unsure Democratic 2018 vote Voted Republican Donald Trump 2016 Male 40-59 years Less than College Education	no real unified message or cause, no majority to help Americans, other than climate change
Greg_2 White Working Class Men Other Democratic 2018 vote Did not vote 2016 Male 60-69 years Less than College Education	too much divergence in core policies - important cause if cannot have party consensus, how can you drive country consensus
Bruce White Working Class Men The Democratic candidate Democratic 2018 vote Voted Democrat Hillary Clinton 2016 Male 40-59 years Less than College Education	nothing, it is what I expected.
Thomas White Working Class Men Republican Donald Trump Republican 2018 vote Voted Republican Donald Trump 2016 Male 40-59 years Less than College Education	The options they are running on don't seem practical and much was more anti Trump than a better option for his accomplishments.
Dale White Working Class Men The Democratic candidate Democratic 2018 vote Voted Democrat Hillary Clinton 2016 Male 60-69 years Less than College Education	They could have explained how Medicare for all or a public option would be so much better.
Richard White Working Class Men The Democratic candidate Democratic 2018 vote Voted Republican Donald Trump 2016 Male 30-39 years Less than College Education	nothing made me feel doubtful. I value their points and hope they hold true to their word

Jude White Working Class Men Republican Donald Trump Republican 2018 vote Voted Republican Donald Trump 2016 Male Less than College Education	they just do not have any morals which I believe is necessary to get America back on track
Paul_3 White Working Class Men Republican Donald Trump Republican 2018 vote Voted Republican Donald Trump 2016 Male 60-69 years Less than College Education	They all want to give everyone a free lunch and that is not what we need in our country!
Paul White Working Class Men The Democratic candidate Democratic 2018 vote Voted Democrat Hillary Clinton 2016 Male 60-69 years Less than College Education	I didn't hear anything that made me doubtful. Most of the candidates has valid policy plans to defeat trump.
Robert White Working Class Men Republican Donald Trump Republican 2018 vote Voted Republican Donald Trump 2016 Male 60-69 years Less than College Education	All want unlimited immigration and believe in the climate change fairy
Sean White Working Class Men The Democratic candidate Democratic 2018 vote Voted Democrat Hillary Clinton 2016 Male 40-59 years Less than College Education	Nothing made me doubtful. The answers on gun control were lacking substance.
Britt White Working Class Men Republican Donald Trump Did not vote 2018 Voted Republican Donald Trump 2016 Male 40-59 years Less than College Education	They are either fixated on beating Donald Trump, or impeaching him. The democrats have failed to realize they forgot the very people they were hired to represent! It was either Donald, or Hillary. Hillary would have been a disaster! Let's wait for the best candidate, not the first female or black person we can dredge up.

(Q32. POST WRAP UP OE) Is there anything important to you that was not mentioned at all tonight or anything you wish they had talked more about? Please explain in 2-3 sentences why that is important to you.

African Americans



Auto-Sentiment Rating = 45	
Greg African Americans Republican Donald Trump Republican 2018 vote Voted Republican Donald Trump 2016 Male 30-39 years Less than College Education	No
Tasha African Americans The Democratic candidate Democratic 2018 vote Voted Democrat Hillary Clinton 2016 Female 30-39 years Less than College Education	NO
Donell African Americans The Democratic candidate Democratic 2018 vote Voted Democrat Hillary Clinton 2016 Male 40-59 years College Education	No. Not at all. Everything I needed to hear was said at tonight's debate?
Jamaal African Americans The Democratic candidate Democratic 2018 vote Voted Democrat Hillary Clinton 2016 Male 40-59 years College Education	Not much was mentioned about gun violence and race issues.

Danny African Americans The Democratic candidate Democratic 2018 vote Voted Democrat Hillary Clinton 2016 Male 40-59 years College Education	NO ALL MY QUESTION WERE ANSWERED
Carol_2 African Americans The Democratic candidate Democratic 2018 vote Voted Democrat Hillary Clinton 2016 Female 40-59 years College Education	I think that for this debate there were a variety of topics. I was pleased with the overall presentation.
Marilyn African Americans The Democratic candidate Democratic 2018 vote Voted Democrat Hillary Clinton 2016 Female 60-69 years Less than College Education	No
Daphne African Americans The Democratic candidate Democratic 2018 vote Voted Democrat Hillary Clinton 2016 Female 40-59 years College Education	All of my concerns were discussed in tonight's debate.
Sheila African Americans The Democratic candidate Democratic 2018 vote Voted Democrat Hillary Clinton 2016 Female 60-69 years Less than College Education	Every issue was covered
John_2 African Americans The Democratic candidate Democratic 2018 vote Voted Democrat Hillary Clinton 2016 Male 60-69 years Less than College Education	No, very good overall. Disconcerting when some would not stop talking. Moderators had a difficult time getting hopefuls to follow the guidelines.
TiNing African Americans The Democratic candidate Did not vote 2018 Did not vote 2016 Female 40-59 years Less than College Education	The healthcare system should have been addressed more.
Mark African Americans Republican Donald Trump Republican 2018 vote Voted Republican Donald Trump 2016 Male 40-59 years College Education	no there was nothing else
Bob_2 African Americans The Democratic candidate Democratic 2018 vote Voted Democrat Hillary Clinton 2016 Male 40-59 years Less than College Education	NO
Gail African Americans The Democratic candidate Democratic 2018 vote Voted Democrat Hillary Clinton 2016 Female 60-69 years Less than College Education	no
Sheila_2 African Americans The Democratic candidate Democratic 2018 vote Voted Democrat Hillary Clinton 2016 Female 40-59 years Less than College Education	no

Jeanine African Americans The Democratic candidate Democratic 2018 vote Voted Democrat Hillary Clinton 2016 Female 40-59 years Less than College Education	No
Joe_2 African Americans The Democratic candidate Democratic 2018 vote Voted Democrat Hillary Clinton 2016 Male 40-59 years College Education	THE ECONOMY
Vicki African Americans Unsure Democratic 2018 vote Voted Democrat Hillary Clinton 2016 Female 30-39 years College Education	The most important issues were addressed tonight by these candidates. The main concern is the fact that some of the responses were vague
Derrick African Americans The Democratic candidate Democratic 2018 vote Voted Democrat Hillary Clinton 2016 Male 40-59 years College Education	Higher wages. living wage.
Marianna African Americans The Democratic candidate Did not vote 2018 Voted Democrat Hillary Clinton 2016 Female 60-69 years College Education	No, I think most things important to me were covered.
Shelquita African Americans The Democratic candidate Democratic 2018 vote Voted Democrat Hillary Clinton 2016 Female 18-29 years Less than College Education	if they build more jobs and better security

Willie Latinos The Democratic candidate Democratic 2018 vote Voted Democrat Hillary Clinton 2016 Male 40-59 years Less than College Education	social security. I am not far away from retirement
Philip Latinos Republican Donald Trump Republican 2018 vote Voted Republican Donald Trump 2016 Male 40-59 years Less than College Education	energy independence (not relying on OPEC nations for oil). Protecting this country against the Iran loons.
George_2 Latinos The Democratic candidate Democratic 2018 vote Voted Democrat Hillary Clinton 2016 Male 40-59 years College Education	the fact that the supreme court is not working for us and whether we expand it to have 13 justices on it.
Harrison Latinos Unsure Democratic 2018 vote Did not vote 2016 Male 18-29 years Less than College Education	Nuclear power stations. Funding for future research outside of cancer medicine. Infrastructure such as trains and subways to reduce reliance on airplane travel.
Gloria Latinos The Democratic candidate Democratic 2018 vote Voted Democrat Hillary Clinton 2016 Female 40-59 years College Education	Debates are garbage. They remind me of a pack of 5 year olds doing a "look at me, look at me" to a couple of grownups.
Margo Latinos The Democratic candidate Democratic 2018 vote Voted Democrat Hillary Clinton 2016 Female 40-59 years Less than College Education	More about how they intend to pay for all their new plans.
Bill Latinos The Democratic candidate Democratic 2018 vote Voted Democrat Hillary Clinton 2016 Male 40-59 years Less than College Education	No
Jim Latinos The Democratic candidate Democratic 2018 vote Voted Democrat Hillary Clinton 2016 Male 60-69 years Less than College Education	I believe that all important issues were covered
Stanley Latinos The Democratic candidate Did not vote 2018 Did not vote 2016 Male 40-59 years Less than College Education	No, I can't think of anything.
John Latinos Unsure Democratic 2018 vote Voted Republican Donald Trump 2016 Male 40-59 years College Education	Foreign policy toward Iran and Russia and other nations where we need some coalition building and State Dept activation in building trust and unity again with our allies in particular.
Joe Latinos Unsure Republican 2018 vote Voted Republican Donald Trump 2016 Male 40-59 years College Education	How are all these big write off, price reduce, giveaways going to be paid for and be beneficial to all
Laurel Latinos Unsure Republican 2018 vote Voted Republican Donald Trump 2016 Female 60-69 years College Education	definitely not. they were rather winded in my opinion. I thing they harped too much on race and police issues and didn't once suggest that if towns trained and hired minorities that wanted to be police, there is no issue. find those people.
Clara Latinos The Democratic candidate Democratic 2018 vote Voted Democrat Hillary Clinton 2016 Female 40-59 years Less than College Education	I wish more discussion would have taken place on climate change and trying to find ways to bring back civility to our country. Nothing was mentioned about the increase of white supremacy.

Jim_2 White Millennials The Democratic candidate Democratic 2018 vote Voted Democrat Hillary Clinton 2016 Male 40-59 years Less than College Education	no
Ron White Millennials Republican Donald Trump Republican 2018 vote Voted Republican Donald Trump 2016 Male 60-69 years Less than College Education	no
Dean White Millennials Republican Donald Trump Republican 2018 vote Voted Republican Donald Trump 2016 Male 30-39 years College Education	God, religious freedom and spirituality
bk White Millennials The Democratic candidate Democratic 2018 vote Voted Democrat Hillary Clinton 2016 Male 30-39 years College Education	Yes, gun violence and regulating weapons purchases.
Kevin White Millennials Unsure Republican 2018 vote Voted Republican Donald Trump 2016 Male 60-69 years Less than College Education	No
Andrew White Millennials The Democratic candidate Democratic 2018 vote Voted Democrat Hillary Clinton 2016 Male 30-39 years College Education	The economy wasn't talked enough tonight. The economy still hasn't recovered fully from the 2008 recession. Health Care is the biggest expenditure that is drowning American families and putting them in debt. The ACA didn't go far enough and we need universal health care and we need to make it so people can afford the care they need.
Rodney White Millennials Republican Donald Trump Republican 2018 vote Voted Republican Donald Trump 2016 Male 40-59 years Less than College Education	the fact that illegal immigrants are just that . Illegal.
Edmatts White Millennials The Democratic candidate Democratic 2018 vote Voted Democrat Hillary Clinton 2016 Male 40-59 years Less than College Education	global warming was not talked about enough.
Steven White Millennials Republican Donald Trump Did not vote 2018 Did not vote 2016 Male 40-59 years Less than College Education	I wish they talked more about gun violence
joseph_2 White Millennials Republican Donald Trump Republican 2018 vote Voted Republican Donald Trump 2016 Male 30-39 years Less than College Education	Yes they didn't talk about terrorism and they didn't talk much about American jobs and how to fix the economy they was just worried about the dreamers and illegal people in this country
Scott White Millennials The Democratic candidate Democratic 2018 vote Voted Democrat Hillary Clinton 2016 Male 60-69 years Less than College Education	They are actually still covering topics of importance. Like transgender in the military.
Kelsey White Millennials Republican Donald Trump Did not vote 2018 Voted Other 2016 Female 18-29 years Less than College Education	I wish they had talked more about helping public schools out. I don't think that government should dictate what's taught, but funding is an issue. Schools (Pre-K to High School) need more money than they're given.

Patti White Unmarried Women The Democratic candidate Democratic 2018 vote Voted Democrat Hillary Clinton 2016 Female 60-69 years College Education	I think most topics I hoped would be covered were.
Bette White Unmarried Women The Democratic candidate Democratic 2018 vote Voted Republican Donald Trump 2016 Female 60-69 years College Education	The plans to improve healthcare were all over the place. Need more focus.
Linda White Unmarried Women Unsure Democratic 2018 vote Voted Other 2016 Female 60-69 years College Education	I just always have a hard time understanding the economic things. I wish those topics were discussed in a way that the average person could comprehend.
Pam White Unmarried Women Republican Donald Trump Republican 2018 vote Voted Republican Donald Trump 2016 Female 60-69 years College Education	I did not hear much about their foreign relations ideas. How will they deal with Iran? North Korea? China? No practical ideas.
Ann White Unmarried Women The Democratic candidate Did not vote 2018 Voted Republican Donald Trump 2016 Female 40-59 years College Education	I think they hit on the major big points. I can't see anything that was left out.
Cathy White Unmarried Women Unsure Democratic 2018 vote Voted Republican Donald Trump 2016 Female 40-59 years College Education	Social Security. Not making the new minimum age above 62 or cutting it from its current amount.
Dana White Unmarried Women The Democratic candidate Democratic 2018 vote Voted Democrat Hillary Clinton 2016 Female 40-59 years College Education	I wish climate change had been the major topic. It is a global concern that will impact all of us negatively if nothing is done immediately. I was looking also for that in closing comments. Buttigieg is the only one who through that topic in his last comments.
Molly White Unmarried Women The Democratic candidate Democratic 2018 vote Voted Democrat Hillary Clinton 2016 Female 40-59 years Less than College Education	Nothing.
Julie_3 White Unmarried Women Unsure Democratic 2018 vote Voted Other 2016 Female 40-59 years College Education	Actual work and not just talking about it. It's really easy for any candidate in any race to promise or plan before taking office. Afterward it's all about the reality of the situation, the rules within which one must work, and those you're able to motivate to join you to make change.
Gwengie White Unmarried Women Republican Donald Trump Republican 2018 vote Voted Republican Donald Trump 2016 Female Less than College Education	what they want to do to make this country safe what they want to do to keep this country prosperous
Karen_4 White Unmarried Women The Democratic candidate Did not vote 2018 Voted Democrat Hillary Clinton 2016 Female 60-69 years College Education	The fact that people are just people. And sometimes, cosmetic surgery is rightful if it has to do with trauma, medical conditions, or war. Each situation is unique, just as each person is unique. Putting people into "boxes" never helped anyone. When I grew up, women were thought of as ornaments, child rearers, etc. Most of us know what it is like to be judged unfairly. No person should have that.

Jennifer White Unmarried Women Republican Donald Trump Republican 2018 vote Voted Republican Donald Trump 2016 Female Less than College Education	yes a lot of things
Nancy White Unmarried Women Unsure Democratic 2018 vote Voted Democrat Hillary Clinton 2016 Female 40-59 years Less than College Education	They didn't talk about HOW they would heal the rift between the Democrats and Republicans.
Laura_2 White Unmarried Women The Democratic candidate Democratic 2018 vote Voted Democrat Hillary Clinton 2016 Female 60-69 years College Education	I would have liked to hear someone say they look forward to appointing an Attorney General who will prosecute Trump once he is out of office.
Joanna White Unmarried Women Unsure Did not vote 2018 Did not vote 2016 Female 40-59 years College Education	Terrorism issue was not addressed.

Debbie White Working Class Women Republican Donald Trump Republican 2018 vote Voted Other 2016 Female 60-69 years Less than College Education	no
Brenda White Working Class Women The Democratic candidate Democratic 2018 vote Voted Democrat Hillary Clinton 2016 Female 40-59 years Less than College Education	The cost and rise of housing cost
Karen_2 White Working Class Women Republican Donald Trump Republican 2018 vote Voted Republican Donald Trump 2016 Female 60-69 years Less than College Education	The immigration crisis mainly.
Doreen White Working Class Women The Democratic candidate Democratic 2018 vote Voted Democrat Hillary Clinton 2016 Female 40-59 years Less than College Education	How the wall doesn't work at all. Water and other ways to get in but just this time had and covered things important
Fernando White Working Class Women Republican Donald Trump Democratic 2018 vote Voted Democrat Hillary Clinton 2016 Female College Education	Gun control was hardly mentioned.
Carol White Working Class Women Republican Donald Trump Republican 2018 vote Voted Republican Donald Trump 2016 Female 40-59 years Less than College Education	No. The debate seemed to cover a lot of issues this country has
Wyleen White Working Class Women The Democratic candidate Democratic 2018 vote Voted Democrat Hillary Clinton 2016 Female 60-69 years Less than College Education	With so many candidates it is hard to hear everyone , because they all want to get their point out . I hear as good deal about a lot of issues . but the one thing that I wish someone would of talked about , is if they say that the President / government has committed kidnapping by taking kids away from their parents on the border . how come no one is being held accountable .
Barbara White Working Class Women Republican Donald Trump Republican 2018 vote Voted Republican Donald Trump 2016 Female 60-69 years Less than College Education	The corruption in Washington and the Deep State and all the Mueller report....They act like they don't even know about it..
Pamela White Working Class Women The Democratic candidate Did not vote 2018 Voted Republican Donald Trump 2016 Female 40-59 years Less than College Education	Nothing
Melanie White Working Class Women Unsure Republican 2018 vote Voted Democrat Hillary Clinton 2016 Female 60-69 years Less than College Education	I was pleased with the topics discussed. I learned a lot and was glad I got to participate!
karen_3 White Working Class Women Republican Donald Trump Republican 2018 vote Voted Republican Donald Trump 2016 Female 40-59 years Less than College Education	Just generally, all the things they proposed have no real way to fund and carry through on. They can't just raise taxes to pay for everything. Most people in Europe pay almost 50% of their income to taxes.

Leisha White Working Class Women Republican Donald Trump Republican 2018 vote Voted Republican Donald Trump 2016 Female 40-59 years Less than College Education	Not that I witnessed. I heard enough out of them to know that I am glad to be a republican.
Kathy_2 White Working Class Women Unsure Democratic 2018 vote Voted Democrat Hillary Clinton 2016 Female 60-69 years Less than College Education	While not a senior yet, will be soon and am more interested in future programs or elimination of programs for seniors than eliminating student debt or paying for college.
Deborah White Working Class Women Republican Donald Trump Republican 2018 vote Voted Republican Donald Trump 2016 Female 60-69 years Less than College Education	Immigration. In a perfect world, it's a good idea, BUT, with the hundreds of thousands that are pouring in, we just can't handle it all safely. Like I said, they don't think. It's not that cut & dry. Look what happened to Paris?
Gunta White Working Class Women The Democratic candidate Democratic 2018 vote Voted Republican Donald Trump 2016 Female 60-69 years Less than College Education	China and Russia.. I think that Trump is angering a great deal of countries. I think that there may be damage done that cannot be reversed. I would hate to think of another country as stronger than the US ever, but with Trump at the helm he feels by bullying them that they will retreat. Bad idea as far as I am concerned. Some of these countries will band together against the US if he is not careful.
Latishia White Working Class Women The Democratic candidate Democratic 2018 vote Voted Green Party Candidate Jill Stein 2016 Female 30-39 years Less than College Education	I would have liked to hear Andrew speak on more issues.
Susan_2 White Working Class Women The Democratic candidate Democratic 2018 vote Voted Democrat Hillary Clinton 2016 Female 60-69 years Less than College Education	Senior Citizens and helping us with food, healthcare and elder years.
Suzy White Working Class Women The Democratic candidate Democratic 2018 vote Voted Democrat Hillary Clinton 2016 Female 60-69 years Less than College Education	Preventing our country from terrorism.

Dawn_2 White College Women The Democratic candidate Democratic 2018 vote Voted Democrat Hillary Clinton 2016 Female 30-39 years College Education	No, I think things were very well covered.
Valerye White College Women Unsure Republican 2018 vote Voted Other 2016 Female 18-29 years College Education	no
Susan White College Women Republican Donald Trump Republican 2018 vote Voted Republican Donald Trump 2016 Female 40-59 years College Education	Immigration, Healthcare and women's reproductive rights were 3 of the topics they included that I wanted to hear about.
Vera White College Women Unsure Republican 2018 vote Voted Republican Donald Trump 2016 Female 60-69 years College Education	No.
Angela White College Women The Democratic candidate Democratic 2018 vote Voted Democrat Hillary Clinton 2016 Female 40-59 years College Education	I would have like to hear more about Social Security funding, but with so many and so little time, it will have to wait
Maria White College Women The Democratic candidate Democratic 2018 vote Voted Democrat Hillary Clinton 2016 Female 30-39 years College Education	if on the cases of terrorisms and how to reduce the attacks, that seems very important to solve in our country
Susanne White College Women Republican Donald Trump Republican 2018 vote Voted Republican Donald Trump 2016 Female 60-69 years College Education	no
Karen_6 White College Women The Democratic candidate Democratic 2018 vote Voted Democrat Hillary Clinton 2016 Female 40-59 years College Education	Whatever it takes to get Trump and McConnell out is paramount.
Elizabeth White College Women The Democratic candidate Democratic 2018 vote Voted Democrat Hillary Clinton 2016 Female 60-69 years College Education	I wish there had been more time devoted to racism and how to deal with it. I did not hear any discussion of reparations.
Jen White College Women The Democratic candidate Democratic 2018 vote Voted Republican Donald Trump 2016 Female 60-69 years College Education	protecting social security and Medicare. Also we cannot afford to keep taking in all these immigrants any more. Make them come through proper channels or send them home
Jayne White College Women The Democratic candidate Democratic 2018 vote Voted Democrat Hillary Clinton 2016 Female 60-69 years College Education	no mention of what is best to get this country united because so many Americans are tired of this current trauma being inflicted of do nothing republicans messing with their personal lives.

Judi White College Women The Democratic candidate Democratic 2018 vote Voted Democrat Hillary Clinton 2016 Female 60-69 years College Education	I'm not sure how it would have contributed to the discussion but I am concerned about the way Trump has shredded the US's relationship with allies and sucked up to enemies. He has diminished the status of the US on the world stage.
Rebecca White College Women Republican Donald Trump Republican 2018 vote Voted Republican Donald Trump 2016 Female 40-59 years College Education	I would have liked to have heard more on the opioid crisis. I did appreciate the discussion on healthcare and big pharma. But the drug crisis (not just opioids) is costing our society millions in hospital visits, insurance premiums, loss of personal items and retail theft.
Jenn White College Women The Democratic candidate Democratic 2018 vote Voted Democrat Hillary Clinton 2016 Female 40-59 years College Education	I wish there had been more discussion about equity and financing of K-12 education instead of just higher education.
Carol_3 White College Women The Democratic candidate Democratic 2018 vote Voted Democrat Hillary Clinton 2016 Female 60-69 years College Education	The candidates did not discuss the threat of war with Iran and how they would handle this growing threat. The threat of nuclear war is pretty scary to me. The candidates did not discuss how they would work with America's allies in the future unlike Trump who is alienating our allies. Not enough was discussed about Trump's tariffs and how they are hurting the Midwest farmers.
Kathy White College Women Republican Donald Trump Republican 2018 vote Voted Libertarian Gary Johnson 2016 Female 60-69 years College Education	No. Everything was covered but wish time per person would have been better managed. Like a mic kill switch.
Jeanie White College Women Unsure Democratic 2018 vote Voted Other 2016 Female 60-69 years College Education	not that I can think of
Cecilia White College Women The Democratic candidate Democratic 2018 vote Voted Other 2016 Female 60-69 years College Education	I think education is so important. They only talked about college, and barely addressed K-12. They have an opportunity to educate the next generation in caring for their planet and caring for each other. We can heal this country if we can educate with heart and soul.
Val White College Women Other Republican 2018 vote Did not vote 2016 Female 40-59 years College Education	Long term care and would Medicare For All benefits expire out like they currently do if a chronically ill person cannot reset their benefits by staying out of medical care for 60 days straight which is impossible when you are chronically ill and need health insurance the most. Needed to discuss this more. Also, would Medicare for All by better run than the VA which is terrible. What about pharmacy benefits when someone is in a nursing home the well spouse should not have to go practically bankrupt and prescriptions medications should be covered and skilled nursing care should be easier to come by.
Lynda White College Women Republican Donald Trump Republican 2018 vote Voted Republican Donald Trump 2016 Female 40-59 years College Education	They did not talk enough about the struggling middle class and workers. That is why Trump was elected, and will be re-elected again.
Tracey White College Women Other Republican 2018 vote Voted Republican Donald Trump 2016 Female 40-59 years College Education	Welfare reform. I know people need help but they also need to work for it in some form. Don't just hand people money, find something useful for them to do, even if it's just working at the day care center for those who want to work outside the home and can't afford paying for daycare.
Laura White College Women The Democratic candidate Democratic 2018 vote Voted Democrat Hillary Clinton 2016 Female 40-59 years College Education	immigration is a big factor and nobody gave a clear answer other than undo all that has been done by trump administration My father in law has nobody in the DR to take care of him and I wish it was easier to bring him here to the U.S. to live with us and be able to take care of him but getting him a visa to even come to visit is very difficult because of this entire immigration situation.

Kyle White Working Class Men The Democratic candidate Democratic 2018 vote Voted Libertarian Gary Johnson 2016 Male 30-39 years Less than College Education	Nothing. Everything covered tonight is things that needs changing. We have to unite together as one to bring that change.
Charles White Working Class Men Republican Donald Trump Republican 2018 vote Voted Republican Donald Trump 2016 Male 60-69 years Less than College Education	they covered a lot of topics and could not answer any of them to my level of concern
Brian White Working Class Men Republican Donald Trump Republican 2018 vote Voted Republican Donald Trump 2016 Male 40-59 years Less than College Education	no
Drexy White Working Class Men The Democratic candidate Democratic 2018 vote Voted Republican Donald Trump 2016 Male 40-59 years Less than College Education	No really as it was well covered.
Tim_2 White Working Class Men The Democratic candidate Republican 2018 vote Voted Republican Donald Trump 2016 Male 30-39 years Less than College Education	Nothing comes to mind. I can't think of anything else.
Bob White Working Class Men Republican Donald Trump Republican 2018 vote Voted Republican Donald Trump 2016 Male 60-69 years Less than College Education	I wish they would have put out specific policies, all they did was dance around the issues and say nothing
Joseph White Working Class Men Republican Donald Trump Republican 2018 vote Voted Republican Donald Trump 2016 Male 40-59 years Less than College Education	the economy, healthcare and drug costs
Mark_2 White Working Class Men Unsure Democratic 2018 vote Voted Republican Donald Trump 2016 Male 40-59 years Less than College Education	How to fix our roads, highways, bridges
Greg_2 White Working Class Men Other Democratic 2018 vote Did not vote 2016 Male 60-69 years Less than College Education	not really - simply not enough time with so many candidates. hope they pare down quickly so can focus in on main contenders actual policies
Bruce White Working Class Men The Democratic candidate Democratic 2018 vote Voted Democrat Hillary Clinton 2016 Male 40-59 years Less than College Education	How will things get paid for.
Thomas White Working Class Men Republican Donald Trump Republican 2018 vote Voted Republican Donald Trump 2016 Male 40-59 years Less than College Education	The issues I heard discussed were important but not given a better option to the current conditions of the issues.

Richard White Working Class Men The Democratic candidate Democratic 2018 vote Voted Republican Donald Trump 2016 Male 30-39 years Less than College Education	no, I think they got into most of the important stuff.
Dale White Working Class Men The Democratic candidate Democratic 2018 vote Voted Democrat Hillary Clinton 2016 Male 60-69 years Less than College Education	They need to talk more about how to upgrade our infrastructure.
Jude White Working Class Men Republican Donald Trump Republican 2018 vote Voted Republican Donald Trump 2016 Male Less than College Education	there was nothing that I can think of
Paul White Working Class Men The Democratic candidate Democratic 2018 vote Voted Democrat Hillary Clinton 2016 Male 60-69 years Less than College Education	I wished they talked more about the extreme danger this country faces if trump is re-elected
Robert White Working Class Men Republican Donald Trump Republican 2018 vote Voted Republican Donald Trump 2016 Male 60-69 years Less than College Education	How they would handle constant investigations
Paul_3 White Working Class Men Republican Donald Trump Republican 2018 vote Voted Republican Donald Trump 2016 Male 60-69 years Less than College Education	The biggest problem with our country is that we do not honor God anymore as the church and state thing needs to go away !
Sean White Working Class Men The Democratic candidate Democratic 2018 vote Voted Democrat Hillary Clinton 2016 Male 40-59 years Less than College Education	I think for the first round of debates, major issues were covered. Although, I would have like to hear more on gun control.
Britt White Working Class Men Republican Donald Trump Did not vote 2018 Voted Republican Donald Trump 2016 Male 40-59 years Less than College Education	Wish they would have talked about POSITIVE things they could do, instead of wasting time trying to beat or impeach our president. Hillary lost my vote when she called me a deplorable. The democrats have still not brought me back because they continue to cover their corruption by chasing after Donald Trump!

Demographics

(SAMPLE)

	Total	SAMPLE						
		African Americans	Latinos	White Millennials	White Unmarried Women	White Working Class Women	White College Women	White Working Class Men
African Americans	15%	100%	0%	0%	0%	0%	0%	0%
Latinos	15%	0%	100%	0%	0%	0%	0%	0%
White Millennials	9%	0%	0%	100%	0%	0%	0%	0%
White Unmarried Women	13%	0%	0%	0%	100%	0%	0%	0%
White Working Class Women	16%	0%	0%	0%	0%	100%	0%	0%
White College Women	18%	0%	0%	0%	0%	0%	100%	0%
White Working Class Men	14%	0%	0%	0%	0%	0%	0%	100%
N =	157	24	23	14	20	25	29	22
NR =	0	0	0	0	0	0	0	0

(DA. GENDER) First, are you?

	Total	SAMPLE						
		African Americans	Latinos	White Millennials	White Unmarried Women	White Working Class Women	White College Women	White Working Class Men
Male	39%	42%	78%	79%	0%	0%	0%	100%
Female	61%	58%	22%	21%	100%	100%	100%	0%
N =	157	24	23	14	20	25	29	22
NR =	0	0	0	0	0	0	0	0

(DB. STATE) And in what state do you live?

	Total	SAMPLE						
		African Americans	Latinos	White Millennials	White Unmarried Women	White Working Class Women	White College Women	White Working Class Men
Alabama	2%	0%	4%	0%	5%	4%	0%	0%
Alaska	0%	0%	0%	0%	0%	0%	0%	0%
Arizona	2%	0%	0%	0%	0%	4%	3%	5%
Arkansas	1%	4%	0%	0%	0%	0%	3%	0%
California	7%	4%	26%	14%	0%	8%	0%	0%
Colorado	4%	0%	0%	0%	10%	4%	7%	5%
Connecticut	1%	0%	0%	0%	5%	0%	0%	5%
Delaware	1%	0%	0%	0%	5%	0%	0%	0%
District of Columbia	0%	0%	0%	0%	0%	0%	0%	0%
Florida	8%	0%	17%	0%	10%	12%	7%	9%
Georgia	3%	8%	0%	0%	5%	4%	0%	0%
Hawaii	0%	0%	0%	0%	0%	0%	0%	0%
Idaho	1%	0%	0%	0%	0%	0%	0%	5%
Illinois	6%	13%	0%	7%	15%	12%	0%	0%
Indiana	1%	0%	0%	0%	0%	0%	0%	5%
Iowa	1%	0%	0%	0%	0%	0%	3%	0%
Kansas	0%	0%	0%	0%	0%	0%	0%	0%
Kentucky	0%	0%	0%	0%	0%	0%	0%	0%
Louisiana	4%	17%	0%	0%	0%	0%	3%	9%
Maine	1%	0%	0%	0%	0%	0%	0%	5%
Maryland	1%	4%	0%	7%	0%	0%	0%	0%
Massachusetts	2%	0%	4%	7%	5%	0%	0%	0%
Michigan	4%	4%	0%	7%	0%	0%	7%	14%
Minnesota	2%	0%	0%	0%	0%	0%	10%	0%
Mississippi	1%	4%	0%	0%	0%	0%	0%	0%
Missouri	2%	0%	0%	0%	0%	4%	7%	0%
Montana	1%	0%	0%	0%	0%	0%	0%	5%
Nebraska	1%	0%	0%	0%	0%	4%	0%	0%
Nevada	2%	4%	4%	0%	0%	4%	0%	0%
New Hampshire	0%	0%	0%	0%	0%	0%	0%	0%
New Jersey	1%	0%	0%	0%	0%	0%	3%	5%
New Mexico	0%	0%	0%	0%	0%	0%	0%	0%
New York	10%	8%	22%	14%	0%	8%	10%	5%
North Carolina	1%	0%	4%	0%	0%	0%	0%	5%
North Dakota	0%	0%	0%	0%	0%	0%	0%	0%

Ohio	3%	4%	0%	0%	5%	4%	3%	5%
Oklahoma	0%	0%	0%	0%	0%	0%	0%	0%
Oregon	1%	0%	0%	0%	0%	8%	0%	0%
Pennsylvania	5%	13%	0%	7%	10%	4%	3%	0%
Rhode Island	0%	0%	0%	0%	0%	0%	0%	0%
South Carolina	1%	0%	0%	0%	5%	0%	3%	0%
South Dakota	0%	0%	0%	0%	0%	0%	0%	0%
Tennessee	1%	0%	0%	7%	0%	4%	0%	0%
Texas	6%	4%	13%	0%	5%	8%	7%	0%
Utah	3%	0%	0%	14%	5%	0%	3%	0%
Vermont	0%	0%	0%	0%	0%	0%	0%	0%
Virginia	3%	4%	4%	0%	5%	0%	0%	9%
Washington	2%	4%	0%	0%	0%	0%	3%	5%
West Virginia	3%	0%	0%	7%	0%	4%	3%	5%
Wisconsin	3%	0%	0%	7%	5%	0%	7%	0%
Wyoming	0%	0%	0%	0%	0%	0%	0%	0%
Categories								
Northeast	20%	21%	26%	29%	25%	12%	17%	18%
Midwest	22%	21%	0%	21%	25%	24%	38%	23%
South	36%	46%	43%	21%	35%	36%	28%	36%
West	22%	13%	30%	29%	15%	28%	17%	23%
N =	157	24	23	14	20	25	29	22
NR =	0	0	0	0	0	0	0	0

(D1. REGISTERED VOTER) Are you registered to vote?

	Total	SAMPLE						
		African Americans	Latinos	White Millennials	White Unmarried Women	White Working Class Women	White College Women	White Working Class Men
Yes	100%	100%	100%	100%	100%	100%	100%	100%
No	0%	0%	0%	0%	0%	0%	0%	0%
Don't know	0%	0%	0%	0%	0%	0%	0%	0%
N =	157	24	23	14	20	25	29	22
NR =	0	0	0	0	0	0	0	0

(D2. VOTE HISTORY) Many people weren't able to vote in the 2018 election for congress and other offices last year. How about you? Were you able to vote, or for some reason were you unable to vote in the election last year?

	Total	SAMPLE						
		African Americans	Latinos	White Millennials	White Unmarried Women	White Working Class Women	White College Women	White Working Class Men
Voted	87%	92%	78%	86%	85%	84%	93%	91%
Too young	0%	0%	0%	0%	0%	0%	0%	0%
Ineligible	1%	0%	0%	0%	0%	0%	3%	0%
Did not vote	12%	8%	22%	14%	15%	16%	3%	9%
N =	157	24	23	14	20	25	29	22
NR =	0	0	0	0	0	0	0	0

(D3. 2018 VOTE) Thinking for a minute about the election for congress in your district last year, for whom did you vote?

	Total	SAMPLE						
		African Americans	Latinos	White Millennials	White Unmarried Women	White Working Class Women	White College Women	White Working Class Men
Democratic 2018 vote	54%	83%	48%	43%	55%	36%	59%	50%
Republican 2018 vote	33%	8%	30%	43%	30%	48%	34%	41%
Other non-Dem/Repub vote	0%	0%	0%	0%	0%	0%	0%	0%
Did not vote 2018	13%	8%	22%	14%	15%	16%	7%	9%
Categories								
Voted Dem 2018	54%	83%	48%	43%	55%	36%	59%	50%
Voted GOP 2018	33%	8%	30%	43%	30%	48%	34%	41%
N =	157	24	23	14	20	25	29	22
NR =	0	0	0	0	0	0	0	0

(D4. 2016 VOTE) Many people weren't able to vote in the 2016 election for president between Hillary Clinton and Donald Trump. How about you? Were you able to vote, or for some reason were you unable to vote?

	Total	SAMPLE						
		African Americans	Latinos	White Millennials	White Unmarried Women	White Working Class Women	White College Women	White Working Class Men
Voted	90%	88%	74%	93%	95%	96%	93%	91%
Too young	1%	0%	4%	0%	0%	0%	0%	0%
Ineligible	0%	0%	0%	0%	0%	0%	0%	0%
Did not vote	10%	13%	22%	7%	5%	4%	7%	9%
N =	157	24	23	14	20	25	29	22
NR =	0	0	0	0	0	0	0	0

(D5. 2016 PRES VOTE) Thinking for a minute about the Presidential election in 2016, for whom did you vote?

	Total	SAMPLE						
		African Americans	Latinos	White Millennials	White Unmarried Women	White Working Class Women	White College Women	White Working Class Men
Voted Democrat Hillary Clinton 2016	44%	79%	35%	50%	40%	32%	45%	27%
Voted Republican Donald Trump 2016	38%	8%	39%	36%	40%	56%	28%	59%
Voted Libertarian Gary Johnson 2016	3%	0%	0%	0%	0%	0%	10%	5%
Voted Green Party Candidate Jill Stein 2016	1%	0%	0%	0%	5%	4%	0%	0%
Voted Other 2016	4%	0%	0%	7%	10%	4%	10%	0%
Did not vote 2016	10%	13%	26%	7%	5%	4%	7%	9%
Categories								
Voted Clinton 2016	44%	79%	35%	50%	40%	32%	45%	27%
Voted Trump 2016	38%	8%	39%	36%	40%	56%	28%	59%
N =	157	24	23	14	20	25	29	22
NR =	0	0	0	0	0	0	0	0

(D6. SENSITIVE INDUSTRIES) Are you or is any member of your family involved in the media or in marketing research?

	Total	SAMPLE						
		African Americans	Latinos	White Millennials	White Unmarried Women	White Working Class Women	White College Women	White Working Class Men
Yes	0%	0%	0%	0%	0%	0%	0%	0%
No	100%	100%	100%	100%	100%	100%	100%	100%
N =	157	24	23	14	20	25	29	22
NR =	0	0	0	0	0	0	0	0

(D7. PAST FG PARTICIPATION) Have you participated in a focus group discussion in the last 6 months?

	Total	SAMPLE						
		African Americans	Latinos	White Millennials	White Unmarried Women	White Working Class Women	White College Women	White Working Class Men
Yes	2%	0%	4%	7%	0%	0%	0%	5%
No	98%	100%	96%	93%	100%	100%	100%	95%
N =	157	24	23	14	20	25	29	22
NR =	0	0	0	0	0	0	0	0

(D8. NO. FOCUS GROUPS) In how many focus groups have you participated?

	Total	SAMPLE						
		African Americans	Latinos	White Millennials	White Unmarried Women	White Working Class Women	White College Women	White Working Class Men
None	73%	75%	70%	86%	65%	60%	79%	82%
1	15%	17%	13%	7%	20%	28%	7%	9%
2	6%	4%	17%	7%	5%	0%	3%	5%
3	5%	4%	0%	0%	5%	12%	10%	0%
4	1%	0%	0%	0%	5%	0%	0%	0%
5	1%	0%	0%	0%	0%	0%	0%	5%
6 or more	0%	0%	0%	0%	0%	0%	0%	0%
N =	157	24	23	14	20	25	29	22
NR =	0	0	0	0	0	0	0	0

(D9. PUBLISH) Do you regularly write for an online blog, keep your own blog, or otherwise publish on the internet (excludes twitter, facebook, etc)?

	Total	SAMPLE						
		African Americans	Latinos	White Millennials	White Unmarried Women	White Working Class Women	White College Women	White Working Class Men
Yes	0%	0%	0%	0%	0%	0%	0%	0%
No	100%	100%	100%	100%	100%	100%	100%	100%
N =	157	24	23	14	20	25	29	22
NR =	0	0	0	0	0	0	0	0

(D10. AGE) What is your age?

	Total	SAMPLE						
		African Americans	Latinos	White Millennials	White Unmarried Women	White Working Class Women	White College Women	White Working Class Men
Categories								
18-24 years	1%	0%	9%	0%	0%	0%	0%	0%
25-29 years	3%	4%	0%	7%	0%	0%	7%	0%
30-34 years	4%	0%	0%	29%	0%	4%	3%	5%
35-39 years	7%	13%	4%	14%	0%	0%	10%	9%
40-44 years	3%	4%	0%	0%	5%	4%	3%	0%
45-49 years	10%	13%	22%	0%	10%	4%	7%	9%
50-54 years	12%	21%	13%	7%	10%	4%	10%	18%
55-59 years	24%	25%	39%	21%	20%	20%	21%	23%
60-64 years	19%	8%	9%	14%	30%	36%	14%	23%
65-69 years	17%	13%	4%	7%	25%	28%	24%	14%
N =	157	24	23	14	20	25	29	22
NR =	0	0	0	0	0	0	0	0
Mean	53.94	51.96	50.87	45.71	58.65	59.48	53.17	54.95

(D11. EDUCATION) What is the last year of schooling that you have completed?

	Total	SAMPLE						
		African Americans	Latinos	White Millennials	White Unmarried Women	White Working Class Women	White College Women	White Working Class Men
1 - 11th grade	0%	0%	0%	0%	0%	0%	0%	0%
High school graduate	16%	8%	13%	7%	20%	40%	0%	23%
Non-college post H.S. (tech/vocational school)	3%	8%	0%	7%	5%	0%	0%	5%
Some college (Jr.college/2-year/non-grad/Associates degree)	38%	42%	48%	57%	5%	56%	0%	73%
College graduate	28%	29%	35%	14%	40%	4%	62%	0%
Post-graduate school	15%	13%	4%	14%	30%	0%	38%	0%
Categories								
Less than college	57%	58%	61%	71%	30%	96%	0%	100%
College+	43%	42%	39%	29%	70%	4%	100%	0%
N =	157	24	23	14	20	25	29	22
NR =	0	0	0	0	0	0	0	0

(D12. MARITAL STATUS) Are you currently married, single, separated, divorced, widowed, or are you living with a partner?

	Total	SAMPLE						
		African Americans	Latinos	White Millennials	White Unmarried Women	White Working Class Women	White College Women	White Working Class Men
Married	48%	38%	43%	29%	0%	80%	86%	36%
Single	27%	50%	30%	50%	35%	4%	0%	36%
Separated	3%	0%	0%	14%	5%	0%	3%	0%
Divorced	16%	13%	17%	7%	35%	16%	7%	18%
Widowed	4%	0%	9%	0%	20%	0%	0%	5%
Living with a partner	2%	0%	0%	0%	5%	0%	3%	5%
Categories								
Married	48%	38%	43%	29%	0%	80%	86%	36%
Not married	52%	63%	57%	71%	100%	20%	14%	64%
N =	157	24	23	14	20	25	29	22
NR =	0	0	0	0	0	0	0	0

(D13. ETHNICITY) What racial or ethnic group best describes you?

	Total	SAMPLE						
		African Americans	Latinos	White Millennials	White Unmarried Women	White Working Class Women	White College Women	White Working Class Men
White or Caucasian	70%	0%	0%	100%	100%	100%	100%	100%
African American or Black	15%	100%	0%	0%	0%	0%	0%	0%
Hispanic or Latino	15%	0%	100%	0%	0%	0%	0%	0%
American Indian or Alaska Native	0%	0%	0%	0%	0%	0%	0%	0%
Asian	0%	0%	0%	0%	0%	0%	0%	0%
Asian Indian	0%	0%	0%	0%	0%	0%	0%	0%
Native Hawaiian or other Pacific Islander	0%	0%	0%	0%	0%	0%	0%	0%
Arab	0%	0%	0%	0%	0%	0%	0%	0%
Other (Please specify)	0%	0%	0%	0%	0%	0%	0%	0%
Categories								
White	70%	0%	0%	100%	100%	100%	100%	100%
Minorities	30%	100%	100%	0%	0%	0%	0%	0%
N =	157	24	23	14	20	25	29	22
NR =	0	0	0	0	0	0	0	0

(D14. PARTY AFFILIATION) Regardless of how you registered, generally speaking, do you consider yourself a Democrat, a Republican, or an Independent?

	Total	SAMPLE						
		African Americans	Latinos	White Millennials	White Unmarried Women	White Working Class Women	White College Women	White Working Class Men
Democrat	43%	83%	43%	36%	30%	40%	38%	27%
Republican	33%	13%	30%	21%	30%	52%	38%	41%
Independent	24%	4%	26%	43%	40%	8%	24%	32%
N =	157	24	23	14	20	25	29	22
NR =	0	0	0	0	0	0	0	0

(D15. INDEPENDENT LEAN) Do you think of yourself as closer to the Democratic Party, the Republican Party or neither?

	Total	SAMPLE						
		African Americans	Latinos	White Millennials	White Unmarried Women	White Working Class Women	White College Women	White Working Class Men
Democrat	27%	0%	33%	17%	25%	50%	29%	29%
Republican	16%	0%	0%	0%	38%	0%	14%	29%
Neither/Independent	57%	100%	67%	83%	38%	50%	57%	43%
N =	37	1	6	6	8	2	7	7
NR =	120	23	17	8	12	23	22	15

(D16/D17. PARTY STRENGTH) Would you call yourself a strong (DEMOCRAT or REPUBLICAN) or a not very strong (DEMOCRAT or REPUBLICAN)?

	Total	SAMPLE						
		African Americans	Latinos	White Millennials	White Unmarried Women	White Working Class Women	White College Women	White Working Class Men
Strong	63%	87%	65%	75%	50%	57%	45%	60%
Not strong	38%	13%	35%	25%	50%	43%	55%	40%
N =	120	23	17	8	12	23	22	15
NR =	37	1	6	6	8	2	7	7

(D18. IDEOLOGY) Thinking in political terms, would you say that you are Conservative, Moderate, or Liberal?

	Total	SAMPLE						
		African Americans	Latinos	White Millennials	White Unmarried Women	White Working Class Women	White College Women	White Working Class Men
Conservative	25%	17%	30%	29%	15%	28%	24%	32%
Moderate	52%	46%	48%	36%	60%	60%	59%	45%
Liberal	24%	38%	22%	36%	25%	12%	17%	23%
N =	157	24	23	14	20	25	29	22
NR =	0	0	0	0	0	0	0	0

(D20. 2020 VOTE) I know it's a long way off, but what are the chances of your voting in the presidential election in 2020?

	Total	SAMPLE						
		African Americans	Latinos	White Millennials	White Unmarried Women	White Working Class Women	White College Women	White Working Class Men
Almost certain	94%	92%	91%	93%	95%	92%	97%	95%
Probably	3%	8%	0%	0%	0%	8%	3%	0%
50-50	3%	0%	9%	7%	5%	0%	0%	5%
Don't think you'll vote	0%	0%	0%	0%	0%	0%	0%	0%
N =	157	24	23	14	20	25	29	22
NR =	0	0	0	0	0	0	0	0

(D21. INCOME) For statistical purposes, please indicate your yearly HOUSEHOLD income.

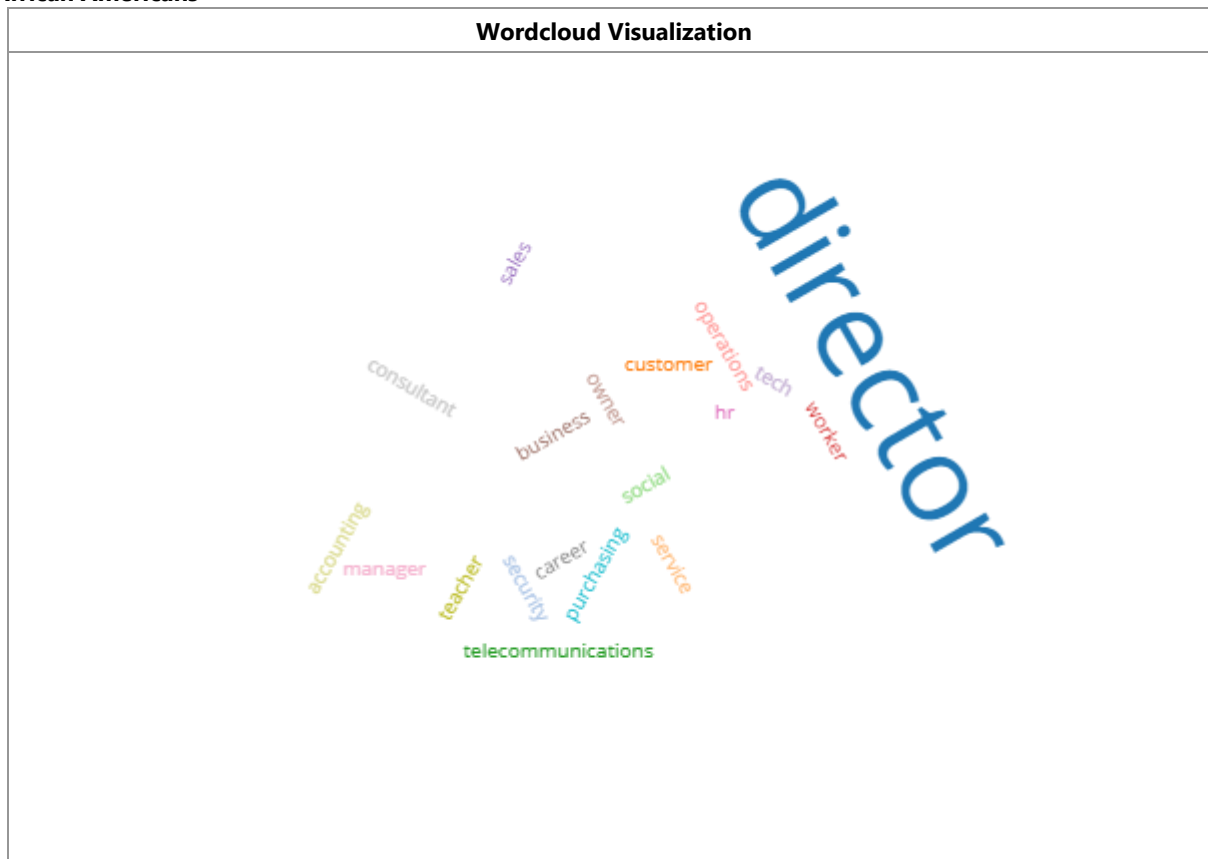
	Total	SAMPLE						
		African Americans	Latinos	White Millennials	White Unmarried Women	White Working Class Women	White College Women	White Working Class Men
Less than \$20,000	13%	8%	17%	14%	10%	20%	0%	27%
\$20,000 to under \$30,000	13%	13%	13%	29%	30%	4%	0%	18%
\$30,000 to under \$40,000	8%	17%	9%	7%	5%	4%	7%	9%
\$40,000 to under \$50,000	7%	8%	9%	14%	5%	0%	10%	5%
\$50,000 to under \$60,000	10%	8%	13%	14%	5%	12%	14%	0%
\$60,000 to under \$70,000	8%	8%	4%	0%	10%	12%	14%	5%
\$70,000 to under \$80,000	7%	0%	0%	0%	10%	16%	7%	14%
\$80,000 to under \$90,000	8%	8%	13%	0%	5%	4%	14%	5%
\$90,000 to under \$100,000	6%	8%	9%	7%	0%	4%	10%	5%
More than \$100,000	19%	21%	13%	14%	20%	24%	24%	14%
N =	157	24	23	14	20	25	29	22
NR =	0	0	0	0	0	0	0	0
Mean	5.49	5.58	5.09	4.29	5.00	5.92	7.07	4.45

(D22. EMPLOYMENT) Are you currently employed, unemployed and looking for work or retired?

	Total	SAMPLE						
		African Americans	Latinos	White Millennials	White Unmarried Women	White Working Class Women	White College Women	White Working Class Men
Employed (full-time)	55%	54%	39%	36%	75%	44%	66%	64%
Employed (part-time)	14%	0%	13%	29%	10%	12%	31%	5%
Student	1%	0%	4%	0%	0%	0%	0%	0%
Unemployed	7%	13%	22%	14%	0%	0%	0%	5%
Homemaker	8%	4%	4%	0%	10%	24%	3%	5%
Retired	16%	29%	17%	21%	5%	20%	0%	23%
N =	157	24	23	14	20	25	29	22
NR =	0	0	0	0	0	0	0	0
Mean	2.46	3.00	2.91	2.79	1.75	3.08	1.45	2.50

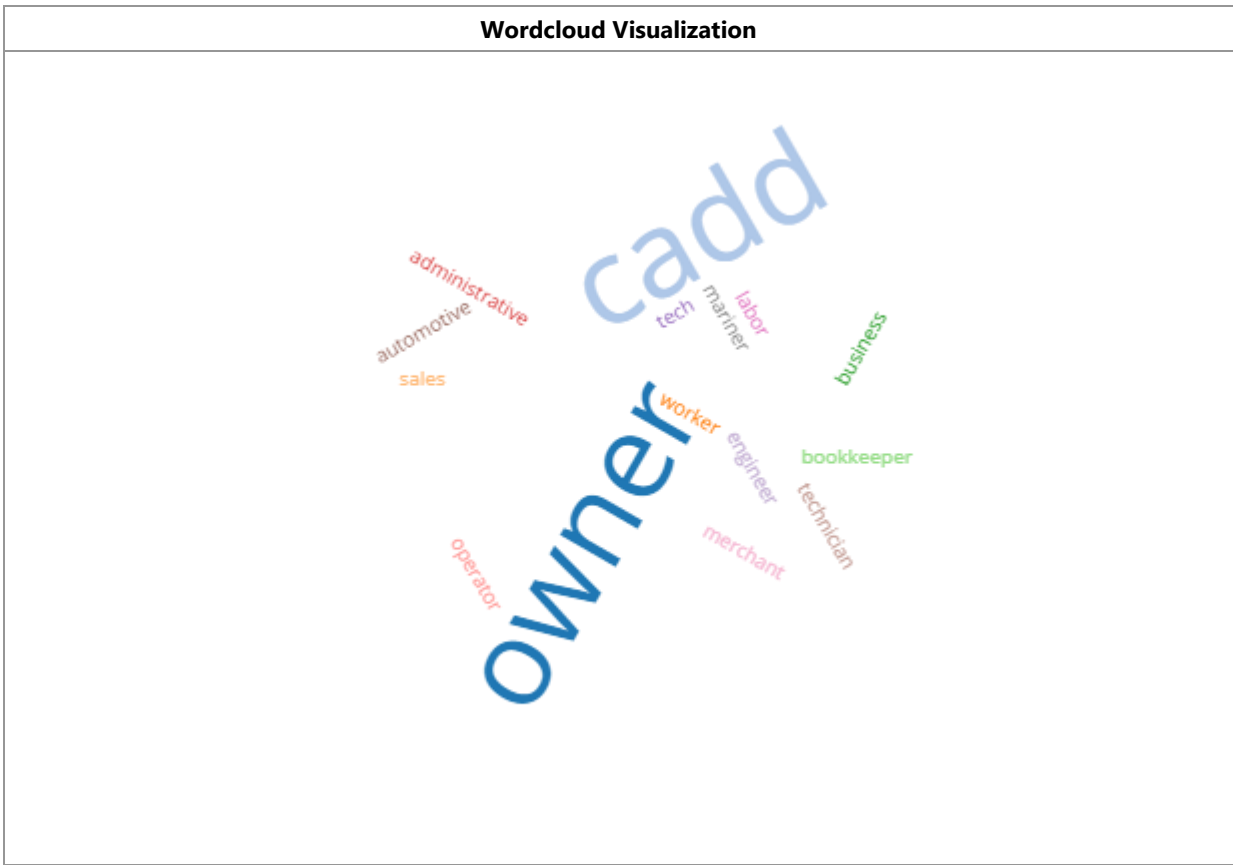
(D23. OCCUPATION) What is your occupation?

African Americans



Security
Customer Service
Telecommunications
Social Worker
Director Of Operations
Sales
It Tech Business Owner
HR Manager
Career Consultant
Teacher
IT Director
Accounting
Purchasing

Latinos



It Worker
Sales
Business Owner
Bookkeeper
Administrative
Cadd Operator

Cadd Tech
Engineer
Automotive Technician
Owner
Labor
Merchant Mariner

White Millennials



Admin Assistant
General Labor
Machinist
Superman
Teacher
Social Worker
Video Game Designer
Ad Services
Writer

White Unmarried Women

Wordcloud Visualization



Publisher
Nanny
School Social Worker
I am employed by a privately owned catering company
Receptionist
Essay Exam Scorer
CNA
Architect
File Clerk
childcare worker
Senior Business Intelligence Consultant
Delivery/Pickup Driver
Small Business Owner
server
Senior Medical Technologist
Registered Nurse
Events Coordinator

White Working Class Women

Wordcloud Visualization



Claims Adjuster
teaching
Web developer
Computer Teacher
Bus Driver
Administrative Assistant
Forklift Driver
Legal Secretary
Bookkeeper
Childcare Provider
Education
Department Manager
I T Director
Accounts payable


Wordcloud Visualization



Banking
Teacher
CEO
Director Of Communications For An Economic Consulting Firm
Principal
Membership Services At Ymca
Musician
Banker
Administrative
Artist
Contract Analyst
Legislative Analyst
Engineer
Music Librarian
Attorney
Pharmacist
Contracting Officer
Retired And Doing Substitute Teacher
Instructor
Management Consultant

Leasing Agent
Paralegal
Social worker
Optometrist
Inn Keeper
Account Executive
Professor
Admin Asst

White Working Class Men



Facilities Director
Caregiver
Sales Manager
Construction
Engineering
Police officer
Contracts Manager
Sales Associate
Paperhanger
Support
Construction

Program Manager
Owner
Office support
Oil Fields
