



# **New national phone poll**

## **“Fixed” to address Trump’s right-wing populism**

**March 10, 2021**

# Changing how we poll in upcoming elections

## NATIONAL PHONE POLL, WEIGHTED TO THREE ELECTORATES

A national poll of 1,000 registered voters was conducted by phone February 18-23, 2021 from a voter-file sample. 67% of respondents were reached on cell phones in order to accurately reflect the American electorate. The margin of error is +/- 3.5 percentage points.

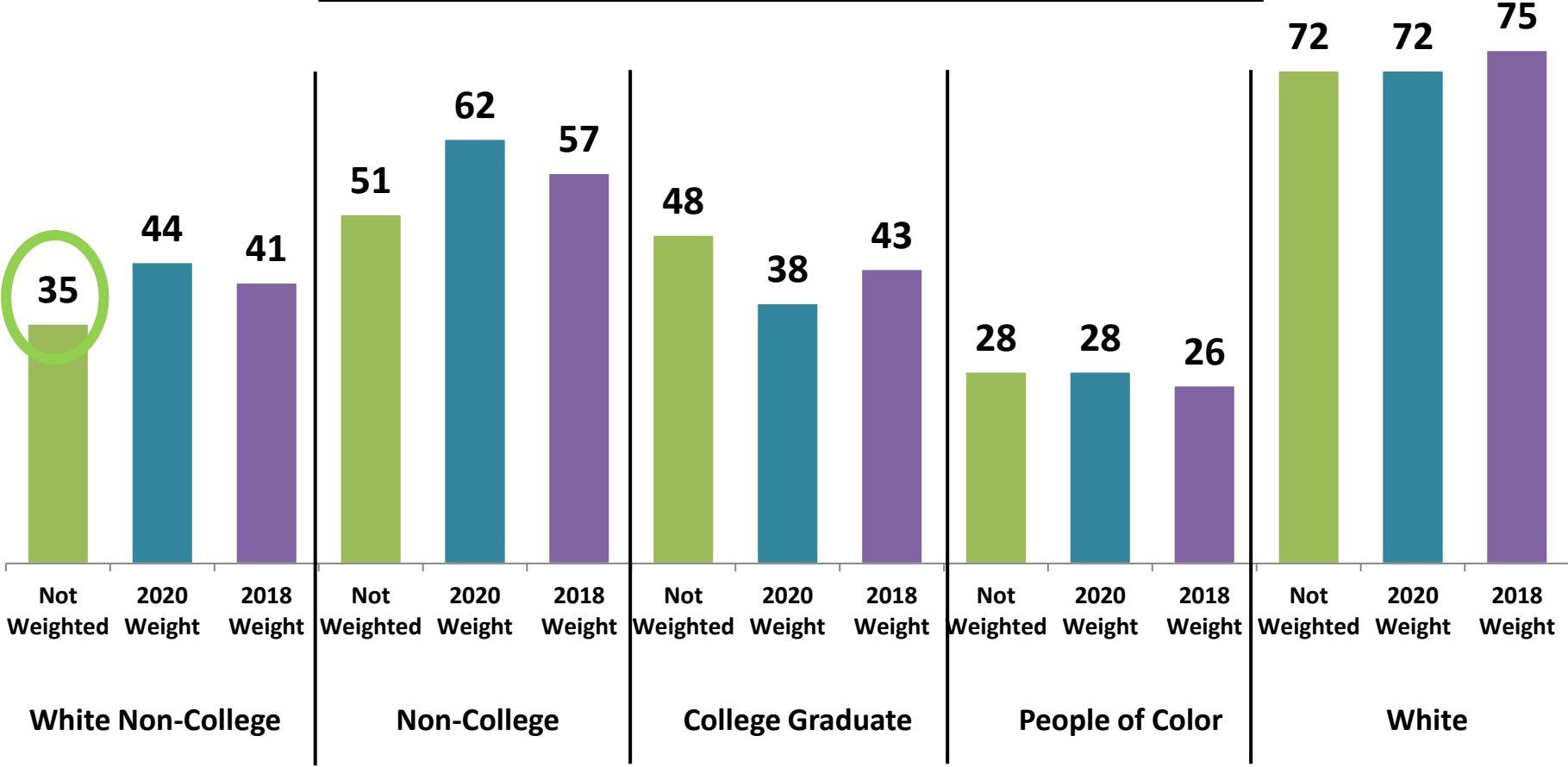
The sample was weighted to three different scenarios, though pollsters should assume 2020 can happen again:

- **2020 electorate with recalled trump vote weighted:** Gender, age, race, education, white education, and geography were weighted to match the 2020 electorate. **Critically, the recalled Trump vote among white working-class voters was weighted to match the election results, as is sometimes done in other countries.**
- **2018 electorate :** Gender, age, race, education, white education, and geography were weighted to match the 2018 electorate.
- **Current registered voter composition:** The data were also weighted to the demographics of the latest Catalist voter file updates, including gender, age, race, and geography.



Before weighting, only 35 percent of respondents were whites without four-year degree – 9 points below 2020

**WEIGHTING COMPARISON**  
**UNWEIGHTED & 2020 WEIGHT & 2018 WEIGHT**



# Learning to fix polls from U.K., Vienna, and Israel

- **U.K.** The tabloids would increasingly lead the nationalist fight against asylum seekers, immigration, and Europe, the *Sun* owned by Rupert Murdoch led the fight to “leave” the E.U. in the 2016 referendum when the polls predicted a close contest, but “remain” winning. That striking 52 percent Brexit win is seared in the public consciousness, and all polls today make sure 52 percent of the respondents voted “leave.”
- **Vienna.** You cannot forget that one in five voters in one of the most culturally liberal cities in the world voted for the anti-Semite. So, in all my subsequent polls in Austria, I asked people how they voted in the breakthrough election for the Freedom Party and weighted it up to make sure it was over 21 percent.
- **Israel.** I watched Benjamin Netanyahu and his right-wing bloc prove the newspaper polls wrong. The right-wing parties now competed to be the most anti-Arab and Palestinian and most trusted to keep Jews from becoming a national minority. Going into the last weekend in 2015, Likud was losing, but Netanyahu declared there will never be a Palestinian state and warned buses are bringing Arabs to create a “left” government. Likud won by five seats. Political pollsters now lock in the proportion who identify with the right.

# Key findings of adjusted survey

- First, it gives you a more accurate view of Donald Trump who maintains a 43 percent approval rating, unchanged after the insurrection. Most polls have reported declines in Trump's support, but that is not true in this survey, as Trump supporters are no doubt declining to be interviewed by pollsters. Trump and his right-wing populism will continue their presence.
- But Trump's all out, accelerating race and anti-democratic war against the new America is creating a bloc of former Republicans — now 14 percent of this realistic electorate — who will be part this new period.
- Second, this adjusted survey gives you more modulate positive perceptions of Biden. This poll shows Biden's approval as 3 points lower than that reported in Real Clear Politics and 538. Biden's approval at 51 percent is a majority of the country — but just that and no higher than his vote in 2020.
- Finally, this may all add up to Democrats having a slight edge at this point in this new polarized period, with its glacial changes from 2020. Trump war against Blacks, immigrants, crime, and cancel culture gives him a firm hold on about 43 percent of voters, but Trump no longer has the stage to call his own. Biden is 12 points above water and Democrats have 4-point lead in the generic congressional and larger in the blue wall states (+7) and 2022 Senate and Governors battleground (+11).

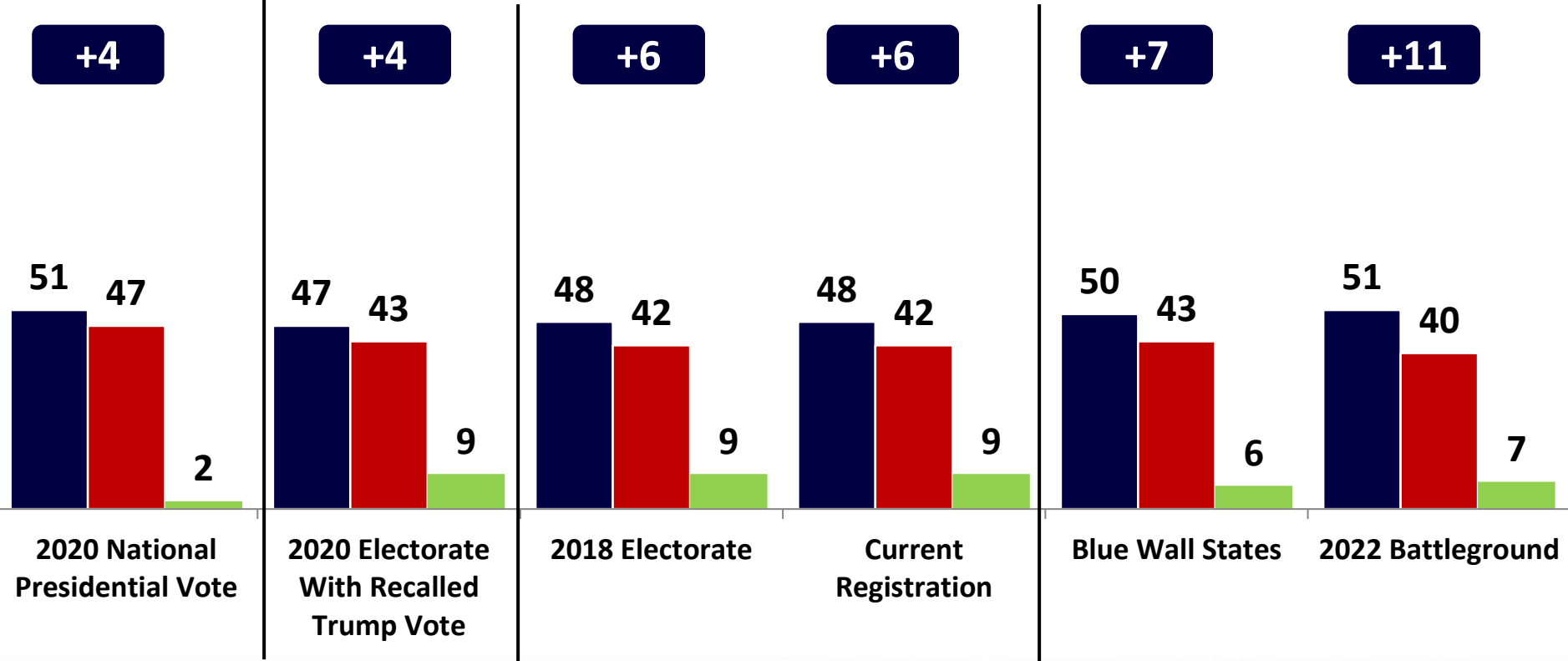


# The 2022 Congressional vote looks very familiar when poll weighted to 2020 electorate, though promising margin in blue wall and 2022 battleground states

Even though it is a long way off, thinking about the election for Congress in your district in November 2022, will you vote for – the Democratic candidate or the Republican candidate?

## 2022 CONGRESSIONAL VOTE

■ Democratic Candidate   ■ Republican Candidate   ■ Other/Undecided



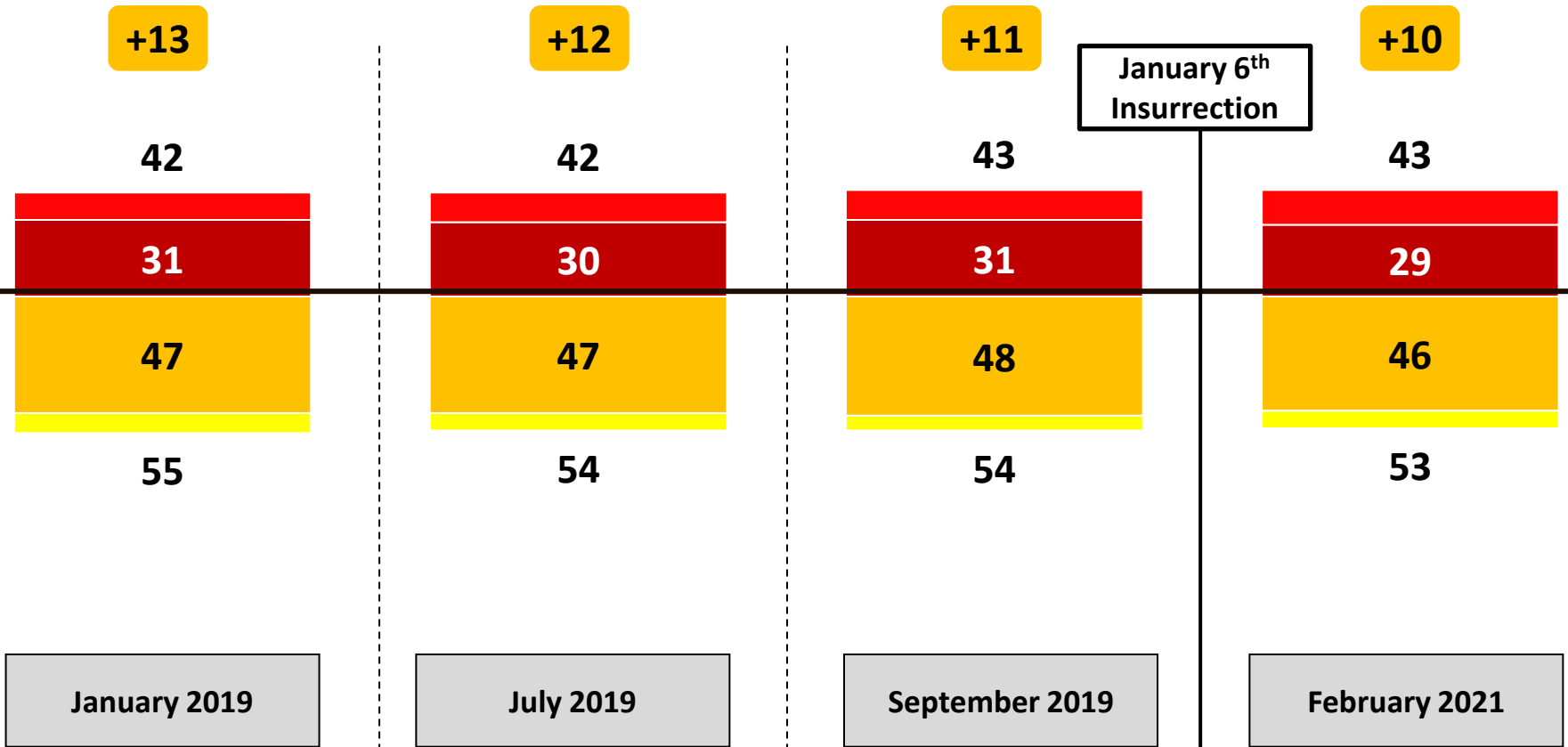
# Trump's approval stubbornly familiar at 43 percent – even after January 6<sup>th</sup>

Do you approve or disapprove of Donald Trump?

## TRUMP APPROVAL: 2019-2021

■ Strong approve

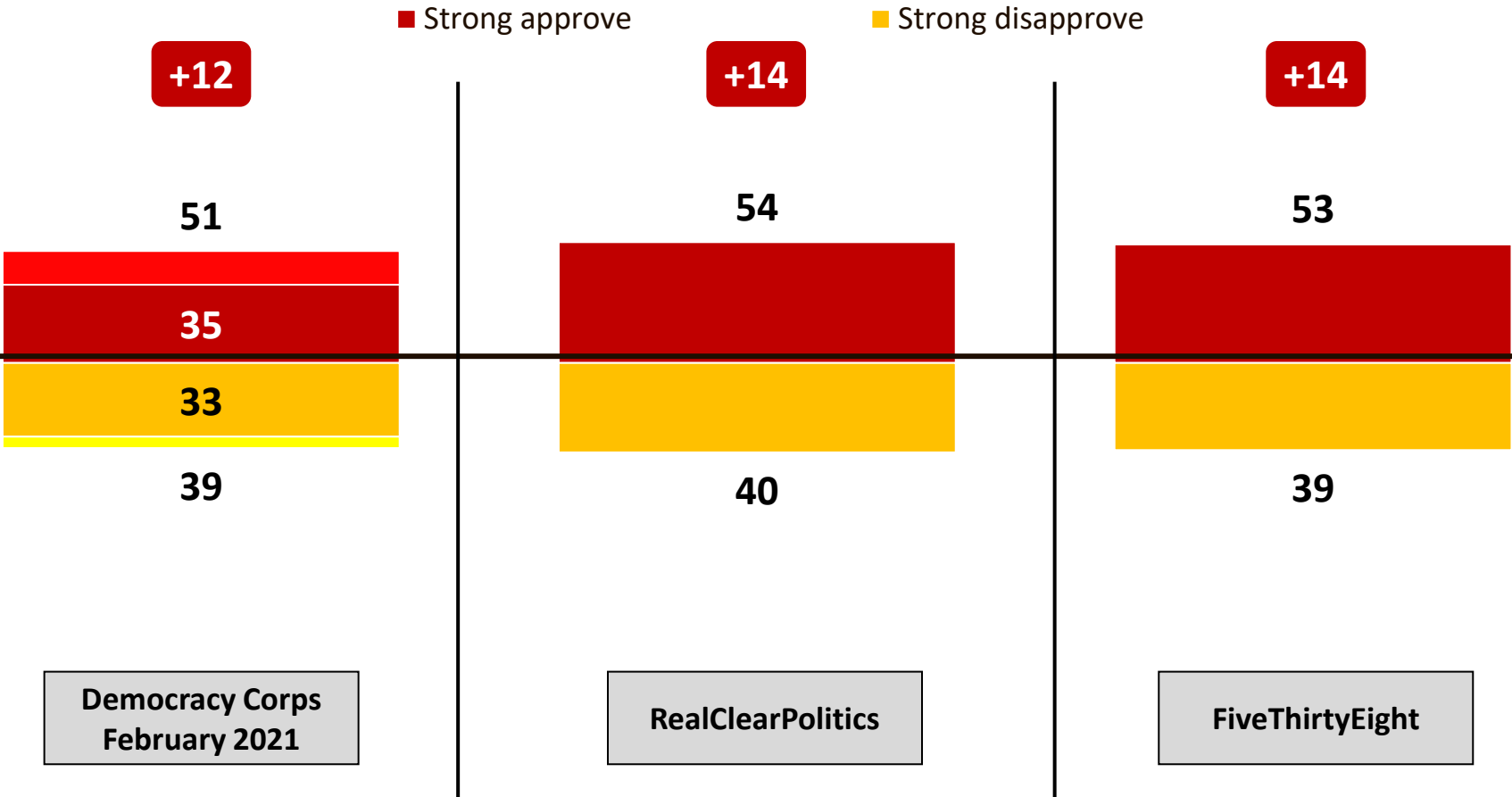
■ Strong disapprove



# But Biden's approval overestimated by the public polls, comparing RCP and 538

Do you approve or disapprove of the way Joe Biden is handling his job as President?

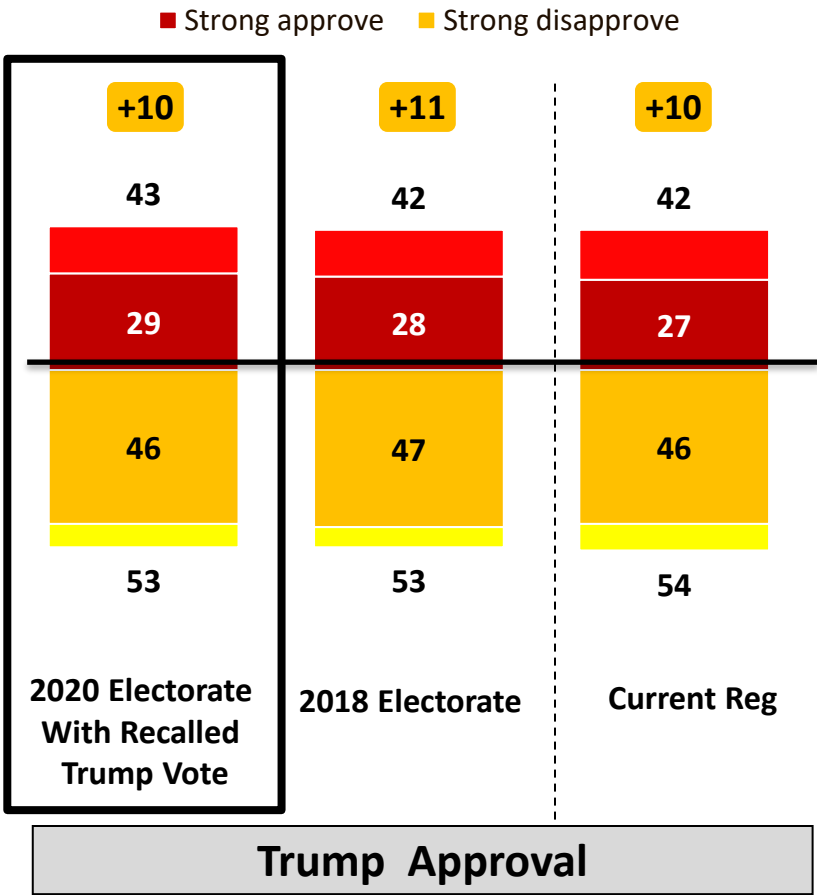
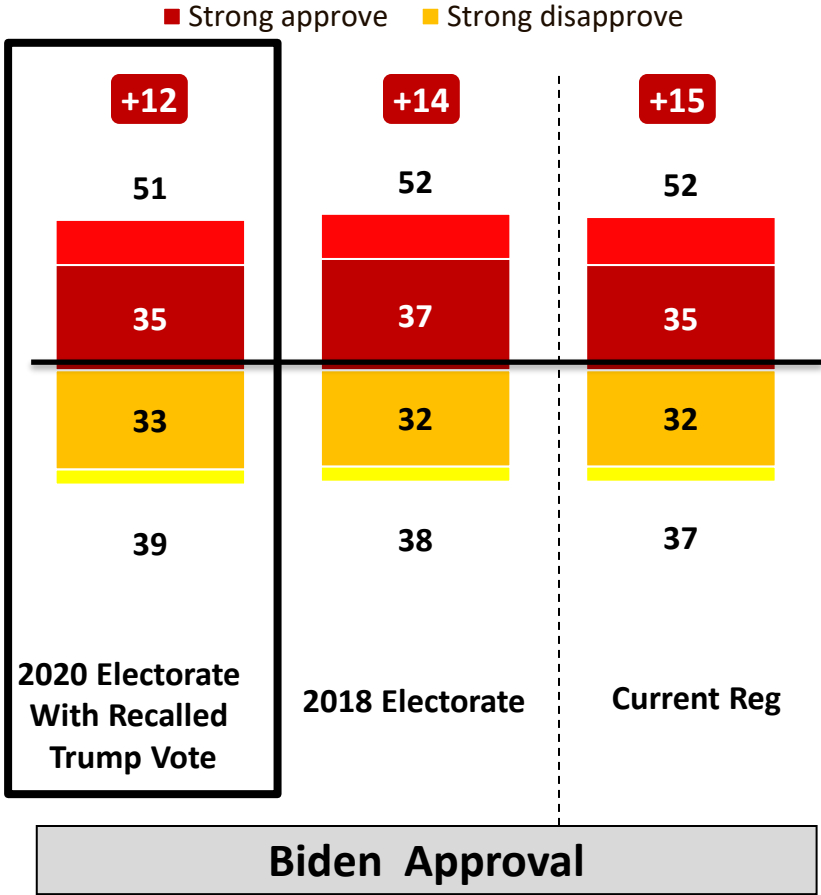
## BIDEN APPROVAL: Democracy Corps vs. RealClearPolitics vs. FiveThirtyEight





# Emerging polarized period with Trump still present and under water by 10 and Biden over water by about 10

## BIDEN/TRUMP APPROVAL COMPARISON



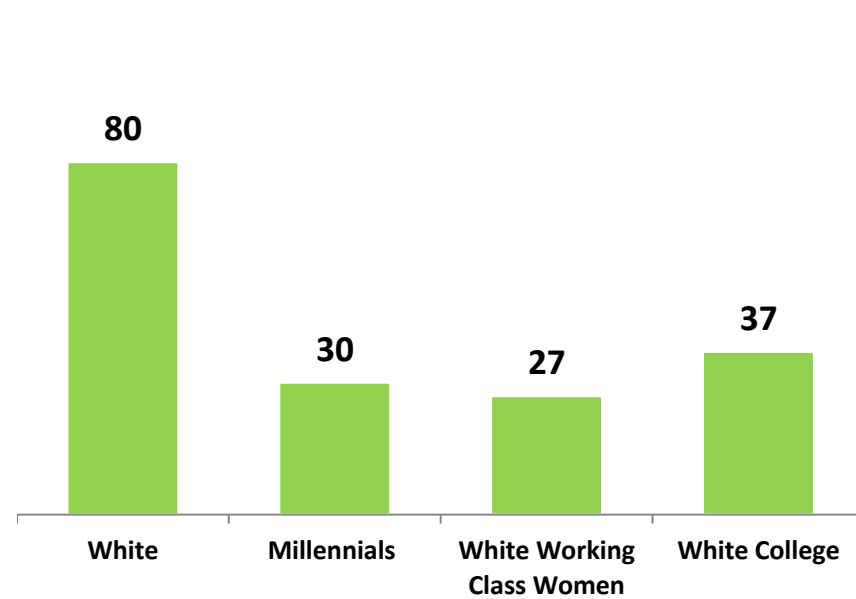
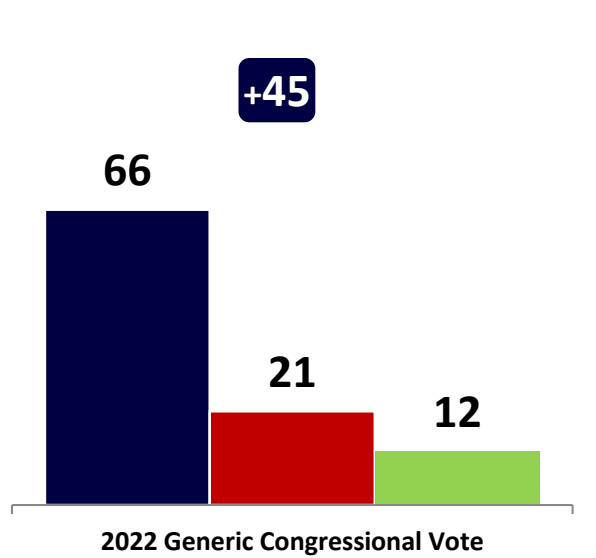
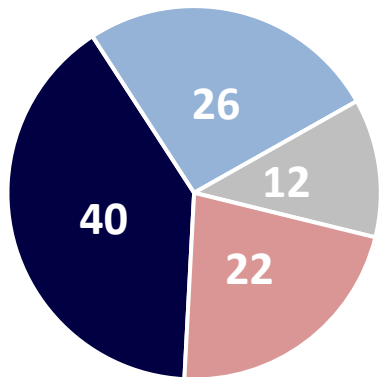
# GOP defectors are shaping independents and heavily white working class women and college graduates

*(ASK IF DEMOCRAT/INDEPENDENT) And even though you do not currently think of yourself as a Republican, did you in recent years used to think of yourself as a Republican?*

## GOP DEFECTORS

- Democrat
- Ind Lean Dem
- Pure Independent
- Ind Lean Rep

- Democratic Candidate
- Republican Candidate
- Other/Undecided



# CONTACT US



## **DEMOCRACY CORPS**

1440 G Street. NW  
Floor 10  
Washington, DC 20005

Phone: +1 202 250 3645

[www.democracycorps.com](http://www.democracycorps.com)

## **GREENBERG RESEARCH**

1440 G Street NW  
Floor 10  
Washington, DC 20005

Phone: +1 202 499 6901

[www.greenbergresearch.com](http://www.greenbergresearch.com)

